



Maryland Department of Transportation
The Secretary's Office

Larry Hogan
Governor

Boyd K. Rutherford
Lt. Governor

Pete K. Rahn
Secretary

March 14, 2018

Mr. Gregory Murrill
Division Administrator
Attn: Dr. Kwame Arhin
Federal Highway Administration
Maryland Division
George H. Fallon Federal Building
31 Hopkins Plaza, Suite 1520
Baltimore MD 21201

Ms. Terry Garcia Crews
Regional Administrator
Attn: Mr. Ryan Long
Federal Transit Administration
1760 Market Street, Suite 500
Philadelphia PA 19103

Dear Mr. Murrill and Ms. Crews:

The Maryland Department of Transportation (MDOT) hereby amends the Fiscal Year (FY) 2017 Maryland Statewide Transportation Improvement Program (STIP) to reflect changes to for four existing projects (TIP #s 6432, 6438, 6486, and 6489) and two new projects (TIP #s 6619 and 6620) in the FY 2017-2022 National Capital Region Transportation Planning Board (TPB) Transportation Improvement Program (TIP).

The TPB approved the amendment to its TIP on March 8, 2018, and MDOT has assigned Control #17-87 for this amendment to the STIP. The approvals and supporting documentation are attached.

Project Name	STIP #	TIP #	Funding Source	FY17-20 Net Federal Change
I-270 and I-495 Traffic Relief Plan	6432	6432	State	\$0
I-95/I-495 Suitland Parkway Bridges Replacement, Forestville/Westphalia	6438	6438	State, NHFP, NHPP	\$5,444,000
MD 355 CSX Old Main Line Subdivision Bridge Replacement, Ballenger Creek	6486	6486	State, STBG	(\$272,000)

My telephone number is _____
Toll Free Number 1-888-713-1414 TTY Users Call Via MD Relay
7201 Corporate Center Drive, Hanover, Maryland 21076

Mr. Gregory Murrill
Ms. Terry Garcia Crews
Page Two

Project Name	STIP #	TIP #	Funding Source	FY17-20 Net Federal Change
MD 180 Highway Reconstruction, Frederick	6489	6489	State, STBG	\$6,248,000
MD 464 Little Catocin Creek Bridge Replacement, Brunswick	6619	6619	State, STBG	\$1,866,000
MD 355 Monocacy River Bridge Replacement, Ballenger Creek	6620	6620	State, STBG	\$1,182,000

The Maryland Statewide Transportation Improvement Program continues to be fiscally constrained.

Should you have additional questions or concerns, please contact Ms. Kari Snyder at 410-865-1305, toll free 888-713-1414 or via e-mail at ksnyder3@mdot.state.md.us. Of course, please feel free to contact me directly.

Sincerely,



Tyson Byrne
Regional Planning Manager
Office of Planning and Capital Programming

Attachment

cc: Ms. Kari Snyder, Regional Planner, OPCP, MDOT

**NATIONAL CAPITAL REGION TRANSPORTATION PLANNING BOARD
777 North Capitol Street, N.E.
Washington, D.C. 20002**

**RESOLUTION ON AN AMENDMENT TO THE FY 2017-2022 TRANSPORTATION
IMPROVEMENT PROGRAM (TIP) THAT IS EXEMPT FROM THE AIR QUALITY CONFORMITY
REQUIREMENT TO INCLUDE FUNDING FOR PLANNING AND ENGINEERING
ON THE I-270 AND I-495 TRAFFIC RELIEF PLAN AND CONSTRUCTION ON THE
MD 180 HIGHWAY RECONSTRUCTION AND FOUR BRIDGE REPLACEMENT PROJECTS,
AS REQUESTED BY THE MARYLAND DEPARTMENT OF TRANSPORTATION (MDOT)**

WHEREAS, the National Capital Region Transportation Planning Board (TPB), which is the metropolitan planning organization (MPO) for the Washington Region, has the responsibility under the provisions of the Fixing America's Surface Transportation (FAST) Act for developing and carrying out a continuing, cooperative and comprehensive transportation planning process for the Metropolitan Area; and

WHEREAS, the TIP is required by the Federal Highway Administration (FHWA) and the Federal Transit Administration (FTA) as a basis and condition for all federal funding assistance to state, local and regional agencies for transportation improvements within the Washington planning area; and

WHEREAS, on November 16, 2016 the TPB adopted the FY 2017-2022 TIP; and

WHEREAS, in the attached letter of February 22, MDOT has requested that the FY 2017-2022 TIP be amended to add \$66.79 million in state funding for planning for the I-270 and I-495 Traffic Relief Plan (TIP ID 6432); and to add \$7.98 million in National Highway Performance Program (NHPP) funding and \$6.02 million in state funding for the I-95/I-495 Suitland Parkway Bridges Replacement project (TIP ID 6438); and to add \$13.24 million in state funding and to remove \$272,000 in Surface Transportation Block Grant (STBG) funding for the MD 355 CSX Old Main Line Subdivision Bridge Replacement project (TIP ID 6486); and to add \$12.38 million in STBG funding and remove \$19.68 million in state funding for MD 180 Highway Reconstruction project (TIP ID 6489); and to include the MD 464 Little Catoctin Creek Bridge Replacement project (TIP ID 6619) with \$810,000 in state funding and \$2.61 million in STBG funding; and to include the MD 355 Monocacy River Bridge Replacement project (TIP ID 6620) with \$514,000 in state funding and \$1.83 million in STBG funding, as described in the attached materials; and

WHEREAS, the four bridge rehabilitation/replacement projects TIP IDs (6438, 6486, 6619, and 6620), and funding for planning and engineering on the I-270 and I-495 Traffic Relief Plan project are exempt from the air quality conformity requirement, as defined in Environmental Protection Agency's (EPA) Transportation Conformity Regulations as of April 2012, and the MD 180 Reconstruction project (TIP ID 6489) is included in the Air Quality Conformity Analysis of the 2016 CLRP Amendment and the FY 2017-2022 TIP (CON ID 857, MS36B);

NOW, THEREFORE, BE IT RESOLVED THAT the Steering Committee of the National Capital Region Transportation Planning Board amends the FY 2017-2022 TIP to add \$66.79 million in state funding for planning for the I-270 and I-495 Traffic Relief Plan (TIP ID 6432); and to add \$7.98 million in NHPP funding and \$6.02 million in state funding for the I-95/I-495 Suitland Parkway Bridges Replacement project (TIP ID 6438); and to add \$13.24 million in state funding and to remove

\$272,000 in STBG funding for the MD 355 CSX Old Main Line Subdivision Bridge Replacement project (TIP ID 6486); and to add \$12.38 million in STBG funding and remove \$19.68 million in state funding for MD 180 Highway Reconstruction project (TIP ID 6489); and to include the MD 464 Little Catocin Creek Bridge Replacement project (TIP ID 6619) with \$810,000 in state funding and \$2.61 million in STBG funding; and to include the MD 355 Monocacy River Bridge Replacement project (TIP ID 6620) with \$514,000 in state funding and \$1.83 million in STBG funding, as described in the attached materials.

Adopted by the Transportation Planning Board Steering Committee at its rescheduled meeting on March 8, 2018.



Maryland Department of Transportation
The Secretary's Office

Larry Hogan
Governor

Boyd K. Rutherford
Lt. Governor

Pete K. Rahn
Secretary

February 22, 2018

The Honorable Charles Allen, Chair
National Capital Region Transportation Planning Board
Metropolitan Washington Council of Governments
777 North Capitol Street, N.E., Suite 300
Washington DC 20002

Dear Chairman Allen:

The Maryland Department of Transportation (MDOT) requests to amend the State Highway Administration (SHA) portion of the National Capital Region Transportation Planning Board's (TPB) Fiscal Year (FY) 2017-2022 Transportation Improvement Program (TIP) for four existing projects (TIP #s 6432, 6438, 6486, and 6489) and two new projects (TIP #s 6619 and 6620) as described below and in the attached memo. This action reflects MDOT's updated programmed expenditures from FY 2017 to FY 2022, and the additional funds for this action do not impact or alter the region's air quality conformity.

TIP ID#	Project	Phase	Amount of New Funding	Comment
6432	I-270 and I-495 Traffic Relief Plan	PP/PE	\$66,790,000	Add funding for planning/design.
6438	I-95/I-495 Suitland Parkway Bridges Replacement, Forestville/Westphalia	CO	\$14,000,000	Add funding for construction.
6486	MD 355 CSX Old Main Line Subdivision Bridge Replacement, Ballenger Creek	PP/PE RW CO	(\$295,000) \$28,000 \$13,239,000	Add funding for planning/design, right-of-way, and construction.
6489	MD 180 Highway Reconstruction, Frederick	PP/PE RW CO	\$2,680,000 \$146,000 (\$10,134,000)	Add funding for planning/design, right-of-way, and construction.
6619	MD 464 Little Catocin Creek Bridge Replacement, Brunswick	PP/PE RW CO	\$500,000 \$22,000 \$2,900,000	Add funding for planning/design, right-of-way, and construction.
6620	MD 355 Monocacy River Bridge Replacement, Ballenger Creek	PP/PE	\$2,351,000	Add funding for planning/design.

MDOT requests that these amendments be approved by the TPB Steering Committee at its March 2, 2018 meeting.

My telephone number is _____
Toll Free Number 1-888-713-1414 TTY Users Call Via MD Relay
7201 Corporate Center Drive, Hanover, Maryland 21076

The Honorable Charles Allen
Page Two

The revised funding status will not impact scheduling or funding availability for other projects in the current TIP, which continues to be fiscally constrained. The cost does not affect the portion of the federal funding which was programmed for transit, or any allocations of state aid in lieu of federal aid to local jurisdictions.

Should you have additional questions or concerns, please contact Ms. Kari Snyder at 410-865-1305, toll free 888-713-1414 or via e-mail at ksnyder3@mdot.state.md.us. Of course, please feel free to contact me directly.

Sincerely,



Tyson Byrne
Manager, Regional Planning
Office of Planning and Capital Programming

Attachment

cc: Ms. Kari Snyder, Regional Planner, Office of Planning and Capital Programming,
MDOT

MARYLAND STATEWIDE TIP FY 2017-2020

MDOT STIP # TPB 6432 MC# 17-17 03/06/2017


SUMMARY TABLE

Project	Amendment Criteria	Conformity Status	Environmental Status	Current Funding Level (000s)		
				Federal	State/Local	Total
I-270 and I-495 Traffic Relief Plan (AW0731)	B	Nonattainment/TPB 1182, 1186, 3281	FBS 2020	\$ -	\$ 4,570	\$ 4,570
	Administration	Area/MPO	CTP Page	Net Funding Change (000s)		
	MDOT SHA	TPB	SHA-SW-7 FY 2018	\$ -	\$ 61,600	\$ 61,600

Description: Planning activities in support of the Traffic Relief Plan Phase 1, which will implement express toll lanes along I-270 and I-495.

Justification: I-270 and I-495 experience severe congestion.

INDIVIDUAL REQUEST FORM

STIP/TIP Amendment Criteria	Funding (000s)	FY 2017		FY 2018		FY 2019		FY 2020		Total
		Federal	State/Local	Federal	State/Local	Federal	State/Local	Federal	State/Local	
<input type="checkbox"/> A) Adds new individual projects to the current STIP	Current	\$ 1,250	\$ 1,250	\$ 1,250	\$ 820	\$ 1,250	\$ 820	\$ -	\$ -	\$ 4,570
<input checked="" type="checkbox"/> B) Increase/decrease, scope change, advance, delay, or phase change	Federal	\$ -	\$ -	\$ -	\$ -	\$ -	\$ -	\$ -	\$ -	\$ -
<input type="checkbox"/> C) Removes or deletes individual listed project from the STIP	State/Local	\$ 1,250	\$ 1,250	\$ 1,250	\$ 820	\$ 1,250	\$ 820	\$ -	\$ -	\$ 4,570
<input type="checkbox"/> D) Other	Proposed	\$ 2,170	\$ 10,000	\$ 22,000	\$ 32,000	\$ 2,170	\$ 10,000	\$ -	\$ -	\$ 66,170
	Federal	\$ -	\$ -	\$ -	\$ -	\$ -	\$ -	\$ -	\$ -	\$ -
	State/Local	\$ 2,170	\$ 10,000	\$ 22,000	\$ 32,000	\$ 2,170	\$ 10,000	\$ -	\$ -	\$ 66,170
	Change	\$ 920	\$ 8,750	\$ 20,750	\$ 31,180	\$ 920	\$ 8,750	\$ 20,750	\$ 31,180	\$ 61,600
	Federal	\$ -	\$ -	\$ -	\$ -	\$ -	\$ -	\$ -	\$ -	\$ -
	State/Local	\$ 920	\$ 8,750	\$ 20,750	\$ 31,180	\$ 920	\$ 8,750	\$ 20,750	\$ 31,180	\$ 61,600

PHASE DETAIL

Current		FY 2017		FY 2018		FY 2019		FY 2020		TOTAL		
Phase	Funding	Federal	State/Local	Federal	State/Local	Federal	State/Local	Federal	State/Local	Federal	State/Local	Total
PP/PE	State	\$ -	\$ 1,250	\$ -	\$ 1,250	\$ -	\$ 1,250	\$ -	\$ 820	\$ -	\$ 4,570	\$ 4,570
RW		\$ -	\$ -	\$ -	\$ -	\$ -	\$ -	\$ -	\$ -	\$ -	\$ -	\$ -
OO		\$ -	\$ -	\$ -	\$ -	\$ -	\$ -	\$ -	\$ -	\$ -	\$ -	\$ -
Other		\$ -	\$ -	\$ -	\$ -	\$ -	\$ -	\$ -	\$ -	\$ -	\$ -	\$ -
Total		\$ -	\$ 1,250	\$ -	\$ 1,250	\$ -	\$ 1,250	\$ -	\$ 820	\$ -	\$ 4,570	\$ 4,570

Proposed		FY 2017		FY 2018		FY 2019		FY 2020		TOTAL		
Phase	Funding	Federal	State/Local	Federal	State/Local	Federal	State/Local	Federal	State/Local	Federal	State/Local	Total
PP/PE	State	\$ -	\$ 2,170	\$ -	\$ 10,000	\$ -	\$ 22,000	\$ -	\$ 32,000	\$ -	\$ 66,170	\$ 66,170
RW		\$ -	\$ -	\$ -	\$ -	\$ -	\$ -	\$ -	\$ -	\$ -	\$ -	\$ -
OO		\$ -	\$ -	\$ -	\$ -	\$ -	\$ -	\$ -	\$ -	\$ -	\$ -	\$ -
Other		\$ -	\$ -	\$ -	\$ -	\$ -	\$ -	\$ -	\$ -	\$ -	\$ -	\$ -
Total		\$ -	\$ 2,170	\$ -	\$ 10,000	\$ -	\$ 22,000	\$ -	\$ 32,000	\$ -	\$ 66,170	\$ 66,170

Change		FY 2017		FY 2018		FY 2019		FY 2020		TOTAL		
Phase	Funding	Federal	State/Local	Federal	State/Local	Federal	State/Local	Federal	State/Local	Federal	State/Local	Total
PP/PE	State	\$ -	\$ 920	\$ -	\$ 8,750	\$ -	\$ 20,750	\$ -	\$ 31,180	\$ -	\$ 61,600	\$ 61,600
RW		\$ -	\$ -	\$ -	\$ -	\$ -	\$ -	\$ -	\$ -	\$ -	\$ -	\$ -
OO		\$ -	\$ -	\$ -	\$ -	\$ -	\$ -	\$ -	\$ -	\$ -	\$ -	\$ -
Other		\$ -	\$ -	\$ -	\$ -	\$ -	\$ -	\$ -	\$ -	\$ -	\$ -	\$ -
Total		\$ -	\$ 920	\$ -	\$ 8,750	\$ -	\$ 20,750	\$ -	\$ 31,180	\$ -	\$ 61,600	\$ 61,600

TOTAL PROJECT COST

Prior Cost (≤ FY 2016)		STIP Cost (FY 2017-2020)		Balance to Complete (≥ FY 2021)		Total Project Cost	
Federal	\$ -	Federal	\$ -	Federal	\$ -	Federal	\$ -
State/Local	\$ -	State/Local	\$ 66,170	State/Local	\$ 5,190	State/Local	\$ 71,360
Total	\$ -	Total	\$ 66,170	Total	\$ 5,190	Total	\$ 71,360

MARYLAND STATEWIDE TIP FY 2017-2020

MDOT STIP # TPB 6438 MC# 17-17 03/06/2017

SUMMARY TABLE

Project	Amendment Criteria	Conformity Status	Environmental Status	Current Funding Level (000s)		
				Federal	State/Local	Total
I-95/I-495 Suitland Parkway Bridges Replacement (PG6982)	B	Nonattainment/TPB 1193	PCE 2005	\$ 12,480	\$ 20,236	\$ 32,716
	Administration	Area/MPO	CTP Page	Net Funding Change (000s)		
	MDOT SHA	TPB	SHA-PG-3 FY 2018	\$ 5,444	\$ (14,364)	\$ (8,920)

Description: Replace bridges 1616005 and 1616006 over Suitland Parkway.

Justification: The existing structures are structurally deficient and functionally obsolete.

INDIVIDUAL REQUEST FORM

STIP/TIP Amendment Criteria	Current (000s)	Funding		FY 2017	FY 2018	FY 2019	FY 2020	Total
		Federal	State/Local					
<input type="checkbox"/> A) Adds new individual projects to the current STIP		Total	\$ 1,263	\$ 15,453	\$ 8,000	\$ 8,000	\$ 32,716	
<input checked="" type="checkbox"/> B) Increase/decrease, scope change, advance, delay, or phase change		Federal	\$ -	\$ -	\$ 6,240	\$ 6,240	\$ 12,480	
<input type="checkbox"/> C) Removes or deletes individual listed project from the STIP		State/Local	\$ 1,263	\$ 15,453	\$ 1,760	\$ 1,760	\$ 20,236	
<input type="checkbox"/> D) Other		Total	\$ 177	\$ 153	\$ 11,733	\$ 11,733	\$ 23,796	
MARYLAND DEPARTMENT OF TRANSPORTATION		Federal	\$ -	\$ -	\$ 8,962	\$ 8,962	\$ 17,924	
		State/Local	\$ 177	\$ 153	\$ 2,771	\$ 2,771	\$ 5,872	
		Total	\$ (1,086)	\$ (15,300)	\$ 3,733	\$ 3,733	\$ (8,920)	
		Federal	\$ -	\$ -	\$ 2,722	\$ 2,722	\$ 5,444	
		State/Local	\$ (1,086)	\$ (15,300)	\$ 1,011	\$ 1,011	\$ (14,364)	

PHASE DETAIL

Current		FY 2017		FY 2018		FY 2019		FY 2020		TOTAL		
Phase	Funding	Federal	State/Local	Federal	State/Local	Federal	State/Local	Federal	State/Local	Federal	State/Local	Total
PP/PE	State	\$ -	\$ 177	\$ -	\$ 153	\$ -	\$ -	\$ -	\$ -	\$ -	\$ 330	\$ 330
RW		\$ -	\$ -	\$ -	\$ -	\$ -	\$ -	\$ -	\$ -	\$ -	\$ -	\$ -
OO	NHFP	\$ -	\$ -	\$ -	\$ -	\$ 1,500	\$ -	\$ 1,500	\$ -	\$ 3,000	\$ -	\$ 3,000
	NHFP	\$ -	\$ -	\$ -	\$ -	\$ 4,740	\$ -	\$ 4,740	\$ -	\$ 9,480	\$ -	\$ 9,480
	State	\$ -	\$ 1,086	\$ -	\$ 15,300	\$ -	\$ 1,760	\$ -	\$ 1,760	\$ -	\$ 19,906	\$ 19,906
Other		\$ -	\$ -	\$ -	\$ -	\$ -	\$ -	\$ -	\$ -	\$ -	\$ -	\$ -
Total		\$ -	\$ 1,263	\$ -	\$ 15,453	\$ 6,240	\$ 1,760	\$ 6,240	\$ 1,760	\$ 12,480	\$ 20,236	\$ 32,716

Proposed		FY 2017		FY 2018		FY 2019		FY 2020		TOTAL		
Phase	Funding	Federal	State/Local	Federal	State/Local	Federal	State/Local	Federal	State/Local	Federal	State/Local	Total
PP/PE	State	\$ -	\$ 177	\$ -	\$ 153	\$ -	\$ -	\$ -	\$ -	\$ -	\$ 330	\$ 330
RW		\$ -	\$ -	\$ -	\$ -	\$ -	\$ -	\$ -	\$ -	\$ -	\$ -	\$ -
OO	NHFP	\$ -	\$ -	\$ -	\$ -	\$ 1,500	\$ -	\$ 1,500	\$ -	\$ 3,000	\$ -	\$ 3,000
	NHFP	\$ -	\$ -	\$ -	\$ -	\$ 7,462	\$ -	\$ 7,462	\$ -	\$ 14,924	\$ -	\$ 14,924
	State	\$ -	\$ -	\$ -	\$ -	\$ -	\$ 2,771	\$ -	\$ 2,771	\$ -	\$ 5,542	\$ 5,542
Other		\$ -	\$ -	\$ -	\$ -	\$ -	\$ -	\$ -	\$ -	\$ -	\$ -	\$ -
Total		\$ -	\$ 177	\$ -	\$ 153	\$ 8,962	\$ 2,771	\$ 8,962	\$ 2,771	\$ 17,924	\$ 5,872	\$ 23,796

Change		FY 2017		FY 2018		FY 2019		FY 2020		TOTAL		
Phase	Funding	Federal	State/Local	Federal	State/Local	Federal	State/Local	Federal	State/Local	Federal	State/Local	Total
PP/PE	State	\$ -	\$ -	\$ -	\$ -	\$ -	\$ -	\$ -	\$ -	\$ -	\$ -	\$ -
RW		\$ -	\$ -	\$ -	\$ -	\$ -	\$ -	\$ -	\$ -	\$ -	\$ -	\$ -
OO	NHFP	\$ -	\$ -	\$ -	\$ -	\$ -	\$ -	\$ -	\$ -	\$ -	\$ -	\$ -
	NHFP	\$ -	\$ -	\$ -	\$ -	\$ 2,722	\$ -	\$ 2,722	\$ -	\$ 5,444	\$ -	\$ 5,444
	State	\$ -	\$ (1,086)	\$ -	\$ (15,300)	\$ -	\$ 1,011	\$ -	\$ 1,011	\$ -	\$ (14,364)	\$ (14,364)
Other		\$ -	\$ -	\$ -	\$ -	\$ -	\$ -	\$ -	\$ -	\$ -	\$ -	\$ -
Total		\$ -	\$ (1,086)	\$ -	\$ (15,300)	\$ 2,722	\$ 1,011	\$ 2,722	\$ 1,011	\$ 5,444	\$ (14,364)	\$ (8,920)

MARYLAND STATEWIDE TIP FY 2017-2020

MDOT STIP # TPB 6438 MC# 17-17 03/06/2017 (cont'd)

TOTAL PROJECT COST							
Prior Cost (≤ FY 2016)		STIP Cost (FY 2017-2020)		Balance to Complete (≥ FY 2021)		Total Project Cost	
Federal	\$ -	Federal	\$ 17,924	Federal	\$ 13,457	Federal	\$ 31,381
State/Local	\$ 846	State/Local	\$ 5,872	State/Local	\$ 7,077	State/Local	\$ 13,795
Total	\$ 846	Total	\$ 23,796	Total	\$ 20,534	Total	\$ 45,176

MARYLAND STATEWIDE TIP FY 2017-2020

MDOT STIP # TPB 6486 MC# 17-17 03/06/2017

SUMMARY TABLE

Project	Amendment Criteria	Conformity Status	Environmental Status	Current Funding Level (000s)			
				Federal	State/Local	Total	
MD 355 CSX Old Main Line Subdivision Bridge Replacement (FR5591)	B	Nonattainment/TPB 1193	EA/FONSI 2017	\$ 536	\$ 7,208	\$ 7,744	
				Net Funding Change (000s)			
	Administration	Area/MPO	CTP Page	Federal	State/Local	Total	
MDOT SHA			TPB	SHA-F-9 FY 2018	\$ (272)	\$ 13,199	\$ 12,927

Description: Replace bridge 10084 over CSX railroad.

Justification: The existing structure, built in 1931, is structurally deficient.

INDIVIDUAL REQUEST FORM

STIP/TIP Amendment Criteria	Funding	FY 2017		FY 2018		FY 2019		FY 2020		Total
		Federal	State/Local	Federal	State/Local	Federal	State/Local	Federal	State/Local	
<input type="checkbox"/> A) Adds new individual projects to the current STIP <input checked="" type="checkbox"/> B) Increase/decrease, scope change, advance, delay, or phase change <input type="checkbox"/> C) Removes or deletes individual listed project from the STIP <input type="checkbox"/> D) Other	Current (000s)	Total	\$ 1,619	\$ 2,565	\$ 2,565	\$ 995	\$ 7,744			\$ 7,744
	Federal		\$ 536	\$ -	\$ -	\$ -	\$ 536			\$ 536
		State/Local	\$ 1,083	\$ 2,565	\$ 2,565	\$ 995	\$ 7,208			\$ 7,208
	Proposed (000s)	Total	\$ 469	\$ 8,624	\$ 11,366	\$ 212	\$ 20,671			\$ 20,671
		Federal	\$ 262	\$ 2	\$ -	\$ -	\$ 264			\$ 264
	State/Local	\$ 207	\$ 8,622	\$ 11,366	\$ 212	\$ 20,407			\$ 20,407	
	Change (000s)	Total	\$ (1,150)	\$ 6,059	\$ 8,801	\$ (783)	\$ 12,927			\$ 12,927
		Federal	\$ (274)	\$ 2	\$ -	\$ -	\$ (272)			\$ (272)
	State/Local	\$ (876)	\$ 6,057	\$ 8,801	\$ (783)	\$ 13,199			\$ 13,199	

PHASE DETAIL

Current		FY 2017		FY 2018		FY 2019		FY 2020		TOTAL		
Phase	Funding	Federal	State/Local	Federal	State/Local	Federal	State/Local	Federal	State/Local	Federal	State/Local	Total
PP/PE	STBG	\$ 536	\$ -	\$ -	\$ -	\$ -	\$ -	\$ -	\$ -	\$ 536	\$ -	\$ 536
	State	\$ -	\$ 192	\$ -	\$ -	\$ -	\$ -	\$ -	\$ -	\$ -	\$ 192	\$ 192
RW	State	\$ -	\$ 152	\$ -	\$ 152	\$ -	\$ 152	\$ -	\$ 152	\$ -	\$ 608	\$ 608
OO	State	\$ -	\$ 739	\$ -	\$ 2,413	\$ -	\$ 2,413	\$ -	\$ 843	\$ -	\$ 6,408	\$ 6,408
Other		\$ -	\$ -	\$ -	\$ -	\$ -	\$ -	\$ -	\$ -	\$ -	\$ -	\$ -
Total		\$ 536	\$ 1,083	\$ -	\$ 2,565	\$ -	\$ 2,565	\$ -	\$ 995	\$ 536	\$ 7,208	\$ 7,744

Proposed		FY 2017		FY 2018		FY 2019		FY 2020		TOTAL		
Phase	Funding	Federal	State/Local	Federal	State/Local	Federal	State/Local	Federal	State/Local	Federal	State/Local	Total
PP/PE	STBG	\$ 262	\$ -	\$ 2	\$ -	\$ -	\$ -	\$ -	\$ -	\$ 264	\$ -	\$ 264
	State	\$ -	\$ 166	\$ -	\$ 3	\$ -	\$ -	\$ -	\$ -	\$ -	\$ 169	\$ 169
RW	State	\$ -	\$ 24	\$ -	\$ 143	\$ -	\$ 212	\$ -	\$ 212	\$ -	\$ 591	\$ 591
OO	State	\$ -	\$ 17	\$ -	\$ 8,476	\$ -	\$ 11,154	\$ -	\$ -	\$ -	\$ 19,647	\$ 19,647
Other		\$ -	\$ -	\$ -	\$ -	\$ -	\$ -	\$ -	\$ -	\$ -	\$ -	\$ -
Total		\$ 262	\$ 207	\$ 2	\$ 8,622	\$ -	\$ 11,366	\$ -	\$ 212	\$ 264	\$ 20,407	\$ 20,671

Change		FY 2017		FY 2018		FY 2019		FY 2020		TOTAL		
Phase	Funding	Federal	State/Local	Federal	State/Local	Federal	State/Local	Federal	State/Local	Federal	State/Local	Total
PP/PE	STBG	\$ (274)	\$ -	\$ 2	\$ -	\$ -	\$ -	\$ -	\$ -	\$ (272)	\$ -	\$ (272)
	State	\$ -	\$ (26)	\$ -	\$ 3	\$ -	\$ -	\$ -	\$ -	\$ -	\$ (23)	\$ (23)
RW	State	\$ -	\$ (128)	\$ -	\$ (9)	\$ -	\$ 60	\$ -	\$ 60	\$ -	\$ (17)	\$ (17)
OO	State	\$ -	\$ (722)	\$ -	\$ 6,063	\$ -	\$ 8,741	\$ -	\$ (843)	\$ -	\$ 13,239	\$ 13,239
Other		\$ -	\$ -	\$ -	\$ -	\$ -	\$ -	\$ -	\$ -	\$ -	\$ -	\$ -
Total		\$ (274)	\$ (876)	\$ 2	\$ 6,057	\$ -	\$ 8,801	\$ -	\$ (783)	\$ (272)	\$ 13,199	\$ 12,927

TOTAL PROJECT COST

Prior Cost (≤ FY 2016)		STIP Cost (FY 2017-2020)		Balance to Complete (≥ FY 2021)		Total Project Cost	
Federal	\$ 1,084	Federal	\$ 264	Federal	\$ -	Federal	\$ 1,348
State/Local	\$ 353	State/Local	\$ 20,407	State/Local	\$ 159	State/Local	\$ 20,919
Total	\$ 1,437	Total	\$ 20,671	Total	\$ 159	Total	\$ 22,267

MARYLAND STATEWIDE TIP FY 2017-2020

MDOT STIP # TPB 6489 MC# 17-17 03/06/2017


SUMMARY TABLE

Project	Amendment Criteria	Conformity Status	Environmental Status	Current Funding Level (000s)		
				Federal	State/Local	Total
MD 180 Highway Reconstruction (FR6781)	B	Nonattainment/TPB 2261	PCE 2017	\$ -	\$ 15,072	\$ 15,072
	Administration	Area/MPO	CTP Page	Net Funding Change (000s)		
	MDOT SHA	TPB	SHA-F-7 FY 2018	\$ 6,248	\$ (8,587)	\$ (2,339)

Description: Reconstruction for MD 180, from north of I-70 west crossing to I-70 east crossing, including new, second bridge over US 15/US 340.

Justification: Operational improvements and capacity improvements to support mobility and economic development in Frederick County.

INDIVIDUAL REQUEST FORM

STIP/TIP Amendment Criteria	Funding	FY 2017		FY 2018		FY 2019		FY 2020		Total
		Federal	State/Local	Federal	State/Local	Federal	State/Local	Federal	State/Local	
<input type="checkbox"/> A) Adds new individual projects to the current STIP	Current (000s)	\$ 1,120	\$ 825	\$ 3,456	\$ 9,671	\$ -	\$ -	\$ -	\$ -	\$ 15,072
<input checked="" type="checkbox"/> B) Increase/decrease, scope change, advance, delay, or phase change	Federal	\$ -	\$ -	\$ -	\$ -	\$ -	\$ -	\$ -	\$ -	\$ -
<input type="checkbox"/> C) Removes or deletes individual listed project from the STIP	State/Local	\$ 1,120	\$ 825	\$ 3,456	\$ 9,671	\$ -	\$ -	\$ -	\$ -	\$ 15,072
<input type="checkbox"/> D) Other	Proposed (000s)	\$ 1,001	\$ 2,510	\$ 3,285	\$ 5,937	\$ 1,645	\$ 4,603	\$ 1,640	\$ 1,334	\$ 12,733
	Federal	\$ -	\$ -	\$ -	\$ -	\$ 1,645	\$ 4,603	\$ 1,640	\$ 1,334	\$ 6,248
	State/Local	\$ 1,001	\$ 2,510	\$ 1,640	\$ 1,334	\$ -	\$ -	\$ -	\$ -	\$ 6,485
	Change (000s)	\$ (119)	\$ 1,685	\$ (171)	\$ (3,734)	\$ 1,645	\$ 4,603	\$ (1,816)	\$ (8,337)	\$ (2,339)
	Federal	\$ -	\$ -	\$ -	\$ -	\$ 1,645	\$ 4,603	\$ -	\$ -	\$ 6,248
	State/Local	\$ -	\$ (119)	\$ 1,685	\$ (1,816)	\$ -	\$ -	\$ -	\$ -	\$ (8,587)

PHASE DETAIL

Current		FY 2017		FY 2018		FY 2019		FY 2020		TOTAL		
Phase	Funding	Federal	State/Local	Federal	State/Local	Federal	State/Local	Federal	State/Local	Federal	State/Local	Total
PP/PE	State	\$ -	\$ 1,120	\$ -	\$ 825	\$ -	\$ -	\$ -	\$ -	\$ -	\$ 1,945	\$ 1,945
RW	State	\$ -	\$ -	\$ -	\$ -	\$ -	\$ -	\$ -	\$ -	\$ -	\$ -	\$ -
OO	STBG	\$ -	\$ -	\$ -	\$ -	\$ -	\$ -	\$ -	\$ -	\$ -	\$ -	\$ -
	State	\$ -	\$ -	\$ -	\$ -	\$ -	\$ 3,456	\$ -	\$ 9,671	\$ -	\$ 13,127	\$ 13,127
Other		\$ -	\$ -	\$ -	\$ -	\$ -	\$ -	\$ -	\$ -	\$ -	\$ -	\$ -
Total		\$ -	\$ 1,120	\$ -	\$ 825	\$ -	\$ 3,456	\$ -	\$ 9,671	\$ -	\$ 15,072	\$ 15,072

Proposed		FY 2017		FY 2018		FY 2019		FY 2020		TOTAL		
Phase	Funding	Federal	State/Local	Federal	State/Local	Federal	State/Local	Federal	State/Local	Federal	State/Local	Total
PP/PE	State	\$ -	\$ 1,001	\$ -	\$ 2,484	\$ -	\$ 1,140	\$ -	\$ -	\$ -	\$ 4,625	\$ 4,625
RW	State	\$ -	\$ -	\$ -	\$ 26	\$ -	\$ 36	\$ -	\$ 36	\$ -	\$ 98	\$ 98
OO	STBG	\$ -	\$ -	\$ -	\$ -	\$ 1,645	\$ -	\$ 4,603	\$ -	\$ 6,248	\$ -	\$ 6,248
	State	\$ -	\$ -	\$ -	\$ -	\$ -	\$ 464	\$ -	\$ 1,298	\$ -	\$ 1,762	\$ 1,762
Other		\$ -	\$ -	\$ -	\$ -	\$ -	\$ -	\$ -	\$ -	\$ -	\$ -	\$ -
Total		\$ -	\$ 1,001	\$ -	\$ 2,510	\$ 1,645	\$ 1,640	\$ 4,603	\$ 1,334	\$ 6,248	\$ 6,485	\$ 12,733

Change		FY 2017		FY 2018		FY 2019		FY 2020		TOTAL		
Phase	Funding	Federal	State/Local	Federal	State/Local	Federal	State/Local	Federal	State/Local	Federal	State/Local	Total
PP/PE	State	\$ -	\$ (119)	\$ -	\$ 1,659	\$ -	\$ 1,140	\$ -	\$ -	\$ -	\$ 2,680	\$ 2,680
RW	State	\$ -	\$ -	\$ -	\$ 26	\$ -	\$ 36	\$ -	\$ 36	\$ -	\$ 98	\$ 98
OO	STBG	\$ -	\$ -	\$ -	\$ -	\$ 1,645	\$ -	\$ 4,603	\$ -	\$ 6,248	\$ -	\$ 6,248
	State	\$ -	\$ -	\$ -	\$ -	\$ -	\$ (2,992)	\$ -	\$ (8,373)	\$ -	\$ (11,365)	\$ (11,365)
Other		\$ -	\$ -	\$ -	\$ -	\$ -	\$ -	\$ -	\$ -	\$ -	\$ -	\$ -
Total		\$ -	\$ (119)	\$ -	\$ 1,685	\$ 1,645	\$ (1,816)	\$ 4,603	\$ (8,337)	\$ 6,248	\$ (8,587)	\$ (2,339)

TOTAL PROJECT COST

Prior Cost (≤ FY 2016)		STIP Cost (FY 2017-2020)		Balance to Complete (≥ FY 2021)		Total Project Cost	
Federal	State/Local	Federal	State/Local	Federal	State/Local	Federal	State/Local
\$ -	\$ 375	\$ 6,248	\$ 6,485	\$ 6,127	\$ 1,777	\$ 12,375	\$ 8,637
Total	\$ 375	\$ 12,733	\$ 7,904	\$ 7,904	\$ 21,012		

MARYLAND STATEWIDE TIP FY 2017-2020

MDOT STIP # TPB 6619


SUMMARY TABLE

Project	Amendment Criteria	Conformity Status	Environmental Status	Current Funding Level (000s)		
				Federal	State/Local	Total
MD 464 Little Catocin Creek Bridge Replacement (FR6541)	A	Nonattainment/TPB 1193	PCE 2018	\$ -	\$ -	\$ -
	Administration			Net Funding Change (000s)		
	Area/MPO	CTP Page	Federal	State/Local	Total	
	MDOT SHA	TPB	tbd FY 2019	\$ 1,866	\$ 589	\$ 2,455

Description: Replace bridge 10090 over Little Catocin Creek.

Justification: The existing structure, built in 1933, is structurally deficient.

INDIVIDUAL REQUEST FORM

STIP/TIP Amendment Criteria		Funding		FY 2017	FY 2018	FY 2019	FY 2020	Total			
		Current (000s)	Proposed (000s)	Change (000s)	Federal	State/Local	Federal	State/Local	Federal	State/Local	Total
<input checked="" type="checkbox"/> A) Adds new individual projects to the current STIP											
<input type="checkbox"/> B) Increase/decrease, scope change, advance, delay, or phase change											
<input type="checkbox"/> C) Removes or deletes individual listed project from the STIP											
<input type="checkbox"/> D) Other											
		Total	Total	Total	Total	Total	Total	Total	Total	Total	Total

PHASE DETAIL

Current		FY 2017		FY 2018		FY 2019		FY 2020		TOTAL		
Phase	Funding	Federal	State/Local	Federal	State/Local	Federal	State/Local	Federal	State/Local	Federal	State/Local	Total
PP/PE	STBG	\$ -	\$ -	\$ -	\$ -	\$ -	\$ -	\$ -	\$ -	\$ -	\$ -	\$ -
	State	\$ -	\$ -	\$ -	\$ -	\$ -	\$ -	\$ -	\$ -	\$ -	\$ -	\$ -
RW	State	\$ -	\$ -	\$ -	\$ -	\$ -	\$ -	\$ -	\$ -	\$ -	\$ -	\$ -
OO	STBG	\$ -	\$ -	\$ -	\$ -	\$ -	\$ -	\$ -	\$ -	\$ -	\$ -	\$ -
	State	\$ -	\$ -	\$ -	\$ -	\$ -	\$ -	\$ -	\$ -	\$ -	\$ -	\$ -
Other		\$ -	\$ -	\$ -	\$ -	\$ -	\$ -	\$ -	\$ -	\$ -	\$ -	\$ -
Total		\$ -	\$ -	\$ -	\$ -	\$ -	\$ -	\$ -	\$ -	\$ -	\$ -	\$ -

Proposed		FY 2017		FY 2018		FY 2019		FY 2020		TOTAL		
Phase	Funding	Federal	State/Local	Federal	State/Local	Federal	State/Local	Federal	State/Local	Federal	State/Local	Total
PP/PE	STBG	\$ 108	\$ -	\$ 189	\$ -	\$ 53	\$ -	\$ -	\$ -	\$ 350	\$ -	\$ 350
	State	\$ -	\$ 53	\$ -	\$ 84	\$ -	\$ 13	\$ -	\$ -	\$ -	\$ 150	\$ 150
RW	State	\$ -	\$ -	\$ -	\$ 2	\$ -	\$ 5	\$ -	\$ 5	\$ -	\$ 12	\$ 12
OO	STBG	\$ -	\$ -	\$ -	\$ -	\$ 492	\$ -	\$ 1,024	\$ -	\$ 1,516	\$ -	\$ 1,516
	State	\$ -	\$ -	\$ -	\$ -	\$ -	\$ 139	\$ -	\$ 288	\$ -	\$ 427	\$ 427
Other		\$ -	\$ -	\$ -	\$ -	\$ -	\$ -	\$ -	\$ -	\$ -	\$ -	\$ -
Total		\$ 108	\$ 53	\$ 189	\$ 86	\$ 545	\$ 157	\$ 1,024	\$ 293	\$ 1,866	\$ 589	\$ 2,455

Change		FY 2017		FY 2018		FY 2019		FY 2020		TOTAL		
Phase	Funding	Federal	State/Local	Federal	State/Local	Federal	State/Local	Federal	State/Local	Federal	State/Local	Total
PP/PE	STBG	\$ 108	\$ -	\$ 189	\$ -	\$ 53	\$ -	\$ -	\$ -	\$ 350	\$ -	\$ 350
	State	\$ -	\$ 53	\$ -	\$ 84	\$ -	\$ 13	\$ -	\$ -	\$ -	\$ 150	\$ 150
RW	State	\$ -	\$ -	\$ -	\$ 2	\$ -	\$ 5	\$ -	\$ 5	\$ -	\$ 12	\$ 12
OO	STBG	\$ -	\$ -	\$ -	\$ -	\$ 492	\$ -	\$ 1,024	\$ -	\$ 1,516	\$ -	\$ 1,516
	State	\$ -	\$ -	\$ -	\$ -	\$ -	\$ 139	\$ -	\$ 288	\$ -	\$ 427	\$ 427
Other		\$ -	\$ -	\$ -	\$ -	\$ -	\$ -	\$ -	\$ -	\$ -	\$ -	\$ -
Total		\$ 108	\$ 53	\$ 189	\$ 86	\$ 545	\$ 157	\$ 1,024	\$ 293	\$ 1,866	\$ 589	\$ 2,455

MARYLAND STATEWIDE TIP FY 2017-2020

MDOT STIP # TPB 6619 (cont'd)							
TOTAL PROJECT COST							
Prior Cost (≤ FY 2016)		STIP Cost (FY 2017-2020)		Balance to Complete (≥ FY 2021)		Total Project Cost	
Federal	\$ 286	Federal	\$ 1,866	Federal	\$ 746	Federal	\$ 2,898
State/Local	\$ 97	State/Local	\$ 589	State/Local	\$ 223	State/Local	\$ 909
Total	\$ 383	Total	\$ 2,455	Total	\$ 969	Total	\$ 3,807

MARYLAND STATEWIDE TIP FY 2017-2020

MDOT STIP # TPB 6620

SUMMARY TABLE

Project	Amendment Criteria	Conformity Status	Environmental Status	Current Funding Level (000s)		
				Federal	State/Local	Total
MD 355 Monocacy River Bridge Replacement (FR7051)	A	Nonattainment/TPB 1193	tbd	\$ -	\$ -	\$ -
	Administration		Area/MPO	Net Funding Change (000s)		
	MDOT SHA	TPB	CTP Page	Federal	State/Local	Total
			tbd FY 2019	\$ 1,182	\$ 333	\$ 1,515

Description: Replace bridge 10085 over the Monocacy River.

Justification: The existing structure, built in 1930, is functionally obsolete.

INDIVIDUAL REQUEST FORM

STIP/TIP Amendment Criteria		Funding				Total
		FY 2017	FY 2018	FY 2019	FY 2020	
<input checked="" type="checkbox"/> A) Adds new individual projects to the current STIP <input type="checkbox"/> B) Increase/decrease, scope change, advance, delay, or phase change <input type="checkbox"/> C) Removes or deletes individual listed project from the STIP <input type="checkbox"/> D) Other	Current (000s)	Total	\$ -	\$ -	\$ -	\$ -
	Federal		\$ -	\$ -	\$ -	\$ -
	State/Local		\$ -	\$ -	\$ -	\$ -
	Proposed (000s)	Total	\$ -	\$ 261	\$ 627	\$ 1,515
	Federal		\$ -	\$ 204	\$ 489	\$ 1,182
	State/Local		\$ -	\$ 57	\$ 138	\$ 333
	Change (000s)	Total	\$ -	\$ 261	\$ 627	\$ 1,515
	Federal		\$ -	\$ 204	\$ 489	\$ 1,182
	State/Local		\$ -	\$ 57	\$ 138	\$ 333



PHASE DETAIL

Current		FY 2017		FY 2018		FY 2019		FY 2020		TOTAL		
Phase	Funding	Federal	State/Local	Federal	State/Local	Federal	State/Local	Federal	State/Local	Federal	State/Local	Total
PP/PE	STBG	\$ -	\$ -	\$ -	\$ -	\$ -	\$ -	\$ -	\$ -	\$ -	\$ -	\$ -
	State	\$ -	\$ -	\$ -	\$ -	\$ -	\$ -	\$ -	\$ -	\$ -	\$ -	\$ -
RW	State	\$ -	\$ -	\$ -	\$ -	\$ -	\$ -	\$ -	\$ -	\$ -	\$ -	\$ -
OO	State	\$ -	\$ -	\$ -	\$ -	\$ -	\$ -	\$ -	\$ -	\$ -	\$ -	\$ -
Other		\$ -	\$ -	\$ -	\$ -	\$ -	\$ -	\$ -	\$ -	\$ -	\$ -	\$ -
Total		\$ -	\$ -	\$ -	\$ -	\$ -	\$ -	\$ -	\$ -	\$ -	\$ -	\$ -

Proposed		FY 2017		FY 2018		FY 2019		FY 2020		TOTAL		
Phase	Funding	Federal	State/Local	Federal	State/Local	Federal	State/Local	Federal	State/Local	Federal	State/Local	Total
PP/PE	STBG	\$ -	\$ -	\$ 204	\$ -	\$ 489	\$ -	\$ 489	\$ -	\$ 1,182	\$ -	\$ 1,182
	State	\$ -	\$ -	\$ -	\$ 57	\$ -	\$ 138	\$ -	\$ 138	\$ -	\$ 333	\$ 333
RW	State	\$ -	\$ -	\$ -	\$ -	\$ -	\$ -	\$ -	\$ -	\$ -	\$ -	\$ -
OO	State	\$ -	\$ -	\$ -	\$ -	\$ -	\$ -	\$ -	\$ -	\$ -	\$ -	\$ -
Other		\$ -	\$ -	\$ -	\$ -	\$ -	\$ -	\$ -	\$ -	\$ -	\$ -	\$ -
Total		\$ -	\$ -	\$ 204	\$ 57	\$ 489	\$ 138	\$ 489	\$ 138	\$ 1,182	\$ 333	\$ 1,515

Change		FY 2017		FY 2018		FY 2019		FY 2020		TOTAL		
Phase	Funding	Federal	State/Local	Federal	State/Local	Federal	State/Local	Federal	State/Local	Federal	State/Local	Total
PP/PE	STBG	\$ -	\$ -	\$ 204	\$ -	\$ 489	\$ -	\$ 489	\$ -	\$ 1,182	\$ -	\$ 1,182
	State	\$ -	\$ -	\$ -	\$ 57	\$ -	\$ 138	\$ -	\$ 138	\$ -	\$ 333	\$ 333
RW	State	\$ -	\$ -	\$ -	\$ -	\$ -	\$ -	\$ -	\$ -	\$ -	\$ -	\$ -
OO	State	\$ -	\$ -	\$ -	\$ -	\$ -	\$ -	\$ -	\$ -	\$ -	\$ -	\$ -
Other		\$ -	\$ -	\$ -	\$ -	\$ -	\$ -	\$ -	\$ -	\$ -	\$ -	\$ -
Total		\$ -	\$ -	\$ 204	\$ 57	\$ 489	\$ 138	\$ 489	\$ 138	\$ 1,182	\$ 333	\$ 1,515

TOTAL PROJECT COST

Prior Cost (≤ FY 2016)		STIP Cost (FY 2017-2020)		Balance to Complete (≥ FY 2021)		Total Project Cost	
Federal	\$ -	Federal	\$ 1,182	Federal	\$ 652	Federal	\$ 1,834
State/Local	\$ -	State/Local	\$ 333	State/Local	\$ 184	State/Local	\$ 517
Total	\$ -	Total	\$ 1,515	Total	\$ 836	Total	\$ 2,351

**SUBURBAN MARYLAND
TRANSPORTATION IMPROVEMENT PROGRAM
CAPITAL COSTS (in \$1,000)**

FY 2017 - 2022

Source	Fed/St/Loc	Previous Funding	FY 2017	FY 2018	FY 2019	FY 2020	FY 2021	FY 2022	Source Total
--------	------------	------------------	---------	---------	---------	---------	---------	---------	--------------

MDOT/State Highway Administration

TIP ID: 6432	Agency ID: AW0731	Title: I-270 and I-495 Traffic Relief Plan	Complete: 2025 Total Cost: \$7,600,000
---------------------	--------------------------	---	--

Facility: I 270 /I 270Y /I 495	State	0/100/0	2,170 a	10,000 a	22,000 a	32,000 a	5,190 a	71,360
--------------------------------	-------	---------	---------	----------	----------	----------	---------	--------

From: _____
 To: _____ **Total Funds: 71,360**

Description: Planning activities in support of the Traffic Relief Plan Phase 1, which will implement express toll lanes along I-270, between I-495 and I-70, and I-495, between the American Legion and Woodrow Wilson bridges.

Amendment: Adding Planning/Design Funding **Approved on: 3/8/2018**
 Adding \$920,000 (State) to FY17 PP/PE, \$8,750,000 (State) to FY18 PP/PE, \$20,750,000 (State) to FY19 PP/PE, \$31,180,000 (State) to FY20 PP/PE, and \$5,190,000 (State) to FY21 PP/PE.

TIP ID: 6438	Agency ID: PG6982	Title: I-95/I-495 Suitland Parkway Bridges Replacement	Complete: 2021 Total Cost: \$45,200
---------------------	--------------------------	---	---

Facility: I 95 /I 495 at Suitland Parkway	NHFP	100/0/0		1,500 c	1,500 c	6,057 c		9,057
---	------	---------	--	---------	---------	---------	--	-------

From: _____
 To: _____

NHPP	100/0/0			7,462 c	7,462 c	535 c	6,865 c	22,324
------	---------	--	--	---------	---------	-------	---------	--------

State	0/100/0	846 a	177 a	153 a	2,771 c	2,771 c	5,141 c	1,936 c	12,949
-------	---------	-------	-------	-------	---------	---------	---------	---------	--------

Total Funds: 44,330

Description: Replacement of I-95/I-495 Suitland Parkway Bridges 1616005 and 1616006. The existing bridges are structurally deficient and functionally obsolete.

Modification: Adding Planning/Design Funding and Subtracting Construction Funding **Approved on: 12/11/2017**
 Adding \$177,000 (State) to FY17 PP/PE and \$153,000 (State) to FY18 PP/PE. Adding \$1,500,000 (NHFP) and \$4,740,000 (NHPP) to FY19 CO; \$1,500,000 (NHFP), \$4,740,000 (NHPP), and \$1,760,000 (State) to FY20 CO; \$6,057,000 (NHFP), \$183,000 (NHPP), and \$1,760,000 (State) to FY21 CO; and \$4,680,000 (NHPP) and \$1,320,000 (State) to FY22 CO. Subtracting \$1,086,000 (State) from FY17 CO, \$15,300,000 (State) from FY18 CO, and \$12,940,000 (State) from FY19 CO.

Amendment: Adding Construction Funding **Approved on: 3/8/2018**
 Adding \$2,722,000 (NHPP) and \$1,011,000 (State) to FY19 CO, \$2,722,000 (NHPP) and \$1,011,000 (State) to FY20 CO, \$352,000 (NHPP) and \$3,381,000 (State) to FY21 CO, and \$2,185,000 (NHPP) and \$616,000 (State) to FY22 CO.

**SUBURBAN MARYLAND
TRANSPORTATION IMPROVEMENT PROGRAM
CAPITAL COSTS (in \$1,000)**

FY 2017 - 2022

	Source	Fed/St/Loc	Previous Funding	FY 2017	FY 2018	FY 2019	FY 2020	FY 2021	FY 2022	Source Total	
TIP ID: 6486		Agency ID: FR5591		Title: MD 355 CSX Old Main Line Subdivision Bridge Replacement				Complete: 2019		Total Cost: \$22,300	
Facility: MD 355 at CSX Old Main Line Subdivision	BR	100/0/0	1,084 a								
From:											
To:	State	0/100/0		166 a	3 a	212 b	212 b	159 b		20,566	
				24 b	143 b	11,154 c					
				17 c	8,476 c						
	State/Local	0/100/0	353 a								
	STBG	100/0/0		262 a	2 a					264	
Total Funds:										20,830	

Description: Replacement of MD 355 Urbana Pike Bridge 10084 over CSXT railroad. The existing bridge is structurally deficient.

Amendment: Subtracting Planning/Design and Adding Right-of-Way Acquisition and Construction Funding **Approved on: 3/8/2018**
 Subtracting \$274,000 (STBG) and \$26,000 (State) from FY17 PP/PE and adding \$2,000 (STBG) and \$3,000 (State) to FY18 PP/PE. Subtracting \$128,000 (State) from FY17 RW and \$9,000 from FY18 RW and adding \$60,000 (State) to FY19 RW, 60,000 (State) to FY20 RW, and \$45,000 (State) to FY21 RW. Subtracting \$722,000 (State) from FY17 CO, adding \$6,063,000 (State) to FY18 CO, adding \$8,741,000 (State) to FY19 CO, and subtracting \$843,000 (State) from FY20 CO.

	Source	Fed/St/Loc	Previous Funding	FY 2017	FY 2018	FY 2019	FY 2020	FY 2021	FY 2022	Source Total	
TIP ID: 6489		Agency ID: FR6781		Title: MD 180 Highway Reconstruction				Complete: 2020		Total Cost: \$21,000	
Facility: MD 180	State	0/100/0	375 a	1,001 a	2,484 a	1,140 a	36 b	36 b	12 b	8,262	
From: I-70 (Western Crossing)					26 b	36 b	1,298 c	1,729 c			
To: I-70 (Eastern Crossing)						464 c					
	STBG	100/0/0				1,645 c	4,603 c	6,127 c		12,375	
Total Funds:										20,637	

Description: Reconstruct MD 180 from 600 feet north of the western crossing of I-70 to the eastern crossing of I-70, including constructing second MD 180 bridge over US 15/US 340.

Amendment: Adding Planning/Design and Right-of-Way Acquisition Funding and Subtracting Construction Funding **Approved on: 3/8/2018**
 Subtracting \$119,000 (State) from FY17 PP/PE and adding \$1,659,000 (State) to FY18 PP/PE and \$1,140,000 (State) to FY19 PP/PE. Adding \$26,000 (State) to FY18 RW, \$36,000 (State) to FY19 RW, \$36,000 (State) to FY20 RW, \$36,000 (State) to FY21 RW, and \$12,000 (State) to FY22 RW. Adding \$1,645,000 (STBG) to and subtracting \$2,992,000 (State) from FY19 CO, adding \$4,603,000 (STBG) to and subtracting \$8,373,000 (State) from FY20 CO, and adding \$6,127,000 (STBG) to and subtracting \$11,144,000 (State) from FY21 CO.

**SUBURBAN MARYLAND
TRANSPORTATION IMPROVEMENT PROGRAM
CAPITAL COSTS (in \$1,000)**

FY 2017 - 2022

	Source	Fed/St/Loc	Previous Funding	FY 2017	FY 2018	FY 2019	FY 2020	FY 2021	FY 2022	Source Total	
TIP ID: 6619	Agency ID: FR6541	Title: MD 464 Little Catoctin Creek Replacement					Complete: 2021		Total Cost:		\$3,800
Facility: MD 464 at Little Catoctin Creek	State	0/100/0	97 a	53 a	84 a	13 a	5 b	5 b	5 b	810	
From:					2 b	5 b	288 c	211 c			
To:						139 c					
	STBG	100/0/0	286 a	108 a	189 a	53 a	1,024 c	746 c		2,612	
						492 c					
Total Funds:										3,422	

Description: Replace bridge 10090 over Little Catoctin Creek.

Amendment: Adding Planning/Design, Right-of-Way Acquisition, and Construction Funding **Approved on: 3/8/2018**
 Adding \$108,000 (STBG) and \$53,000 (State) to FY17 PP/PE, \$189,000 (STBG) and \$84,000 (State) to FY18 PP/PE, and \$53,000 (STBG) and \$13,000 (State) to FY19 PP/PE. Adding \$2,000 (State) to FY18 RW, \$5,000 (State) to FY19 RW, \$5,000 (State) to FY20 RW, \$5,000 (State) to FY21 RW, and \$5,000 (State) to FY22 RW. Adding \$492,000 (STBG) and \$139,000 (State) to FY19 CO, \$1,024,000 (STBG) and \$288,000 (State) to FY20 CO, and \$746,000 (STBG) and \$211,000 (State) to FY21 CO.

	Source	Fed/St/Loc	Previous Funding	FY 2017	FY 2018	FY 2019	FY 2020	FY 2021	FY 2022	Source Total	
TIP ID: 6620	Agency ID: FR7051	Title: MD 355 Monocacy River Bridge Replacement					Complete: 2024		Total Cost:		\$2,400
Facility: MD 355 at the Monocacy River	State	0/100/0			57 a	138 a	138 a	138 a	43 a	514	
From:											
To:	STBG	100/0/0			204 a	489 a	489 a	489 a	163 a	1,834	
Total Funds:										2,348	


Description: Replace bridge 10085 over the Monocacy River.

Amendment: Adding Planning/Design Funding **Approved on: 3/8/2018**
 Adding \$204,000 (STBG) and \$57,000 (State) to FY18 PP/PE, \$489,000 (STBG) and \$138,000 (State) to FY19 PP/PE, \$489,000 (STBG) and \$138,000 (State) to FY20 PP/PE, \$489,000 (STBG) and \$138,000 (State) to FY21 PP/PE, and \$163,000 (STBG) and \$46,000 (State) to FY22 PP/PE.

MEMORANDUM

TO: DIRECTOR HEATHER MURPHY
OFFICE OF PLANNING AND CAPITAL PROGRAMMING
MARYLAND DEPARTMENT OF TRANSPORTATION (MDOT)

ATTN: REGIONAL PLANNING MANAGER TYSON BYRNE
REGIONAL PLANNER KARI SNYDER

FROM: CHIEF SAMANTHA BIDDLE 
REGIONAL AND INTERMODAL PLANNING DIVISION

SUBJECT: REQUEST TO AMEND THE FY 2017-2022 NATIONAL CAPITAL REGION
TRANSPORTATION PLANNING BOARD (TPB) TRANSPORTATION IMPROVEMENT
PROGRAM (TIP)

DATE: FEBRUARY 22, 2018

**RESPONSE
REQUESTED BY:** N/A

PURPOSE OF MEMORANDUM

To request the MDOT Office of Planning and Capital Programming approve and forward to TPB for its approval the following TIP amendments.

SUMMARY

The MDOT State Highway Administration (MDOT SHA) hereby requests amendment of the FY 2017-2022 TPB TIP to reflect the following six actions.

TIP	Project	Phase	New Funding
6432 MC #17-17 03/06/2017	I-270 and I-495 Traffic Relief Plan, National Harbor/Oxon Hill/Forest Heights/ Glassmanor/Temple Hills/Marlow Heights/Camp Springs/Morningside/ Forestville/Westphalia/Largo/Lake Arbor/Summerfield/Glenarden/Springdale/ Lanham/Seabrook/New Carrollton/Greenbelt/Beltsville/College Park/ Hillandale/Adelphi/Silver Spring/Four Corners/Kemp Mill/Forest Glen/ South Kensington/Chevy Chase/Bethesda/North Bethesda/Cabin John/ Potomac/Rockville/Gaithersburg/Germantown/Clarksburg/Urbaa/ Ballenger Creek/Frederick	PP/PE	\$66,790,000
		Previous project ID: MO8382 New project ID: AW0731	
		Previous project limits: I-495 (American Legion Bridge - I-270) New project limits: I-270 (I-495 - I-70), I-270Y (I-495 - I-270), I-495 (American Legion Bridge – Woodrow Wilson Bridge)	
6438 MC #17-71 01/23/2018	I-95/I-495 Suitland Parkway Bridges Replacement, Forestville/Westphalia	CO	\$14,000,000

TIP	Project	Phase	New Funding
6486 MC #17-17 03/06/2017	MD 355 CSX Old Main Line Subdivision Bridge Replacement, Ballenger Creek	PP/PE RW CO	(\$295,000) \$28,000 \$13,239,000
6489 MC #17-17 03/06/2017	MD 180 Highway Reconstruction, Frederick	PP/PE RW CO	\$2,680,000 \$146,000 (\$10,134,000)
6619	MD 464 Little Catoclin Creek Bridge Replacement, Brunswick	PP/PE RW CO	\$500,000 \$22,000 \$2,900,000
6620	MD 355 Monocacy River Bridge Replacement, Ballenger Creek	PP/PE	\$2,351,000

ANALYSIS

I-270 and I-495 Traffic Relief Plan (TPB 6432 MC #17-17 03/06/2017) – This amendment reflects the addition of FY 2017-2022 TPB TIP planning/design funding for TPB 6432 MC #17-17 03/06/2017. This amendment ensures the FY 2017-2022 TPB TIP reflects MDOT SHA’s updated programmed expenditures in FY 2017-2022. In addition, this amendment reflects a change in this project’s scope. This project now serves as the planning component of the \$7.6 billion I-270 and I-495 Traffic Relief Plan, by which MDOT SHA will implement express toll lanes on I-270, between I-495 and I-70, and on I-495, between the American Legion and Woodrow Wilson bridges. The total cost for planning activities will increase from \$6 million to \$71 million. The MDOT SHA is pursuing a public-private partnership for this project and anticipates selecting a concessionaire or concessionaires in 2020 and opening improvements to traffic in 2025.

I-95/I-495 Suitland Parkway Bridges Replacement (TPB 6438 MC #17-71 01/23/2018) – This amendment reflects the addition of FY 2017-2022 TPB TIP construction funding for TPB 6438 MC #17-71 01/23/2018. This amendment ensures the FY 2017-2022 TPB TIP reflects MDOT SHA’s updated programmed expenditures in FY 2017-2022. The total cost of this project will increase from \$30 million to \$44 million. The MDOT SHA anticipates advertising this project for construction in the late Winter of 2018 and opening improvements to traffic in the Fall of 2021.

MD 355 CSX Old Main Line Subdivision Bridge Replacement (TPB 6486 MC #17-17 03/06/2017) – This amendment reflects the subtraction of FY 2017-2022 TPB TIP planning/design funding and addition of FY 2017-2022 TPB TIP right-of-way acquisition and construction funding for TPB 6486 MC #17-17 March 6, 2017. This amendment ensures the FY 2017-2022 TPB TIP reflects MDOT SHA’s updated programmed expenditures in FY 2017-2022. The total cost of this project will increase from \$8 million to \$22 million. This project is in construction and MDOT SHA anticipates opening improvements to traffic in the Summer of 2019.

MD 180 Highway Reconstruction (TPB 6489 MC #17-17 03/06/2017) – This amendment reflects the addition of FY 2017-2022 TPB TIP planning/design and right-of-way acquisition funding and subtraction of FY 2017-2022 TPB TIP construction funding for TPB 6489 MC #17-17 03/06/2017. This amendment ensures the FY 2017-2022 TPB TIP reflects MDOT SHA’s updated programmed expenditures in FY 2017-2022. After completing additional design, MDOT SHA determined that the total cost of this

project will decrease from \$31 million to \$21 million. The MDOT SHA anticipates advertising this project for construction in the Summer of 2018 and opening improvements to traffic in the Fall of 2020.

MD 464 Little Catoclin Creek Bridge Replacement (TPB 6619) – This amendment reflects the addition of a new regionally significant project and planning/design, right-of-way acquisition, and construction funding to the FY 2017-2022 TPB TIP. This amendment ensures the FY 2017-2022 TPB TIP reflects MDOT SHA's updated programmed expenditures in FY 2017-2022. The total cost for this project is \$3.8 million. The MDOT SHA anticipates advertising this project for construction in the Summer of 2018 and opening improvements to traffic in the Spring of 2021.

MD 355 Monocacy River Bridge Replacement (TPB 6620) – This amendment reflects the addition of a new regionally significant project and planning/design funding to the FY 2017-2022 TPB TIP. This amendment ensures the FY 2017-2022 TPB TIP reflects MDOT SHA's updated programmed expenditures in FY 2017-2022. The total cost and construction schedule for this project will be determined during the design process, which began in the Winter of 2017-2018.

The attached Statewide TIP (STIP) reports document MDOT's requested amendment with respect to funding for the above projects. These requested actions will not impact scheduling or funding availability for other projects in the current STIP, which remains fiscally constrained. The amended funding does not affect the portion of federal funding programmed for transit or allocations of state aid to local jurisdictions in lieu of federal aid.

In addition, the Maryland Transportation Trust Fund (TTF) remains fiscally constrained. The TTF supports State transportation system operation and maintenance, MDOT administration, debt service, and capital projects. Semiannually, MDOT updates revenues and expenditures using two national forecasting companies' latest economic estimates. The MDOT published funding details in the FY 2018-2023 Consolidated Transportation Program (<http://www.mdot.maryland.gov/newMDOT/Planning/CTP/Index.html>) and FY 2017-2020 Maryland STIP (http://www.mdot.maryland.gov/newMDOT/Planning/STIP_TIP/STIPandTIP_2017.html).

Please amend the FY 2017-2022 TPB TIP and FY 2017-2020 Maryland STIP to reflect the funding information provided in the attachments. If you have any questions about projects in Frederick and Montgomery counties, please contact Mr. Matt Baker, MDOT SHA Regional Planner, at 410-545-5668 or via email at mbaker4@sha.state.md.us. If you have any questions about projects in Prince George's County, please contact Mr. David Rodgers, MDOT SHA Regional Planner, at 410-545-5670 or via email at drodgers1@sha.state.md.us.

ATTACHMENTS

- FY 2017-2022 TPB TIP project TPB 6432 MC #17-17 03/06/2017 report
- FY 2017-2020 Maryland STIP project TPB 6432 MC #17-17 03/06/2017 report
- FY 2017-2022 TPB TIP project TPB 6438 MC #17-71 01/23/2018 report
- FY 2017-2020 Maryland STIP project TPB 6438 MC #17-71 01/23/2018 report
- FY 2017-2022 TPB TIP project TPB 6486 MC #17-17 03/06/2017 report
- FY 2017-2020 Maryland STIP project TPB 6486 MC #17-17 03/06/2017 report
- FY 2017-2022 TPB TIP project TPB 6489 MC #17-17 03/06/2017 report

Ms. Heather Murphy
Page Four

- FY 2017-2020 Maryland STIP project TPB 6489 MC #17-17 03/06/2017 report
- FY 2017-2022 TPB TIP project TPB 6619 report
- FY 2017-2020 Maryland STIP project TPB 6619 report
- FY 2017-2022 TPB TIP project TPB 6620 report
- FY 2017-2020 Maryland STIP project TPB 6620 report

cc: Maurice Agostino, P.E., Chief, Structures Engineering Section, MDOT SHA
Mr. Matt Baker, Regional Planner, MDOT SHA
Mr. Cornelius Barmer, Assistant Chief, Highway Design Division, MDOT SHA
Mr. Daniel Beck, Team Leader, MDOT SHA
Mr. Eric Beckett, Deputy Director, Office of Planning and Preliminary Engineering, MDOT SHA
Jeffrey Folden, P.E., Deputy Director, Office of P3 Projects, MDOT SHA
Lisa Choplin, DBIA, Director, Office of P3 Projects, MDOT SHA
Mr. John Concannon, District 7 Engineer, MDOT SHA
Mr. Neil Haines, Assistant District 7 Engineer - Construction, MDOT SHA
Ms. Kelly Nash, Team Leader, MDOT SHA
Ms. Tara Penders, Assistant Chief, Regional and Intermodal Planning Division, MDOT SHA
Mr. David Rodgers, Regional Planner, MDOT SHA
Ms. Mekdes Tabor, Transportation Design Engineer, MDOT SHA
Mr. Brian Young, District 3 Engineer, MDOT SHA