
June 22, 2020

Mr. Gregory Murrill
Division Administrator
Attn: Dr. Kwame Arhin
Federal Highway Administration
Maryland Division
George H. Fallon Federal Building
31 Hopkins Plaza, Suite 1520
Baltimore MD 21201

Ms. Terry Garcia Crews
Regional Administrator
Attn: Mr. Ryan Long
Federal Transit Administration
1835 Market Street Suite 1910
Philadelphia PA 19103

Dear Mr. Murrill and Ms. Crews:

The Maryland Department of Transportation (MDOT) hereby amends the Fiscal Year (FY) 2019 – 2022 Maryland Statewide Transportation Improvement Program (STIP) to reflect the following amendments to the rural highway portion of the FY 2019 Statewide Transportation Improvement Program (STIP). The MDOT has designated this amendment as Control #19-65, and the supporting documentation is attached.

These amendments cover the following funding categories: For the Areawide Bridge Rehabilitation (RU Bridge) category, this requested amendment reflects the addition of \$6,500,000 to design funding and \$17,000,000 to construction funding for RU Bridge in the FY 2019-2022 Maryland STIP. This amendment ensures the FY 2019-2022 MDOT STIP reflects MDOT SHA's updated programmed bridge rehabilitation expenditures in FY 2019-2022. The total amount in this category will increase from \$58 million to \$81 million.

The Areawide Congestion Management (RU Congestion Management) category request reflects the addition of \$450,000 to planning funding, \$1,500,000 to FY 2019-2022 design funding, \$400,000 to construction funding, and \$7,000,000 to other funding for RU Congestion Management in the FY 2019-2022 Maryland STIP. This amendment ensures the FY 2019-2022 MDOT STIP reflects MDOT SHA's updated programmed congestion management expenditures in FY 2019-2022. The total amount in this category will increase from \$24 million to \$34 million.

Mr. Gregory Murrill
 Ms. Terry Garcia Crews
 Page Two

The Areawide Environmental Projects (RU Environment) category request reflects the addition of \$100,000 to planning funding, \$600,000 to design funding, and \$4,000,000 to construction funding for RU Environment in the FY 2019-2022 Maryland STIP. This amendment ensures the FY 2019-2022 MDOT STIP reflects MDOT SHA’s updated programmed environmental project expenditures in FY 2019-2022. The total amount in this category will increase from \$33 million to \$38 million.

The Areawide Resurfacing and Rehabilitation (RU Resurface) category request reflects the addition of \$200,000 to planning funding and \$28,750,000 to construction funding for RU Resurface in the FY 2019-2022 Maryland STIP. This amendment ensures the FY 2019-2022 MDOT STIP reflects MDOT SHA’s updated programmed resurfacing expenditures in FY 2019-2022. The total amount in this category will increase from \$216 million to \$245 million.

The Areawide Safety and Spot Improvements (RU Safety/Spot) category request reflects the addition of \$500,000 to planning funding and \$8,500,000 to construction funding for RU Safety/Spot in the FY 2019-2022 Maryland STIP. This amendment ensures the FY 2019-2022 MDOT STIP reflects MDOT SHA’s updated programmed safety and spot improvement expenditures in FY 2019-2022. The total amount in this category will increase from \$55 million to \$64 million.

Project Name	STIP #	TIP #	Funding Source	FY19-FY22 Net Federal Change (in 000's)
Areawide Bridge Replacement and Rehabilitation	RU Bridge MC #19-52	RU Bridge MC #19-52	Various	\$18,800
Areawide Congestion Management	RU Congestion Management MC #19-52	RU Congestion Management MC #19-52	Various	\$7,480
Areawide Environment	RU Environment	RU Environment	Various	\$3,760
Areawide Resurface	RU Resurface MC #19-52	RU Resurface MC #19-52	Various	\$23,160

Mr. Gregory Murrill
Ms. Terry Garcia Crews
Page Three

Project Name	STIP #	TIP #	Funding Source	FY19-FY22 Net Federal Change (in 000's)
Areawide Safety and Spot Improvements	RU Safety/Spot MC #19-52	RU Safety/Spot MC #19-52	Various	\$7,200

The Maryland Statewide Transportation Improvement Program continues to be fiscally constrained as funds represented in the grouped projects above have not previously been programmed. These requested actions will not impact scheduling or funding availability for other projects in the current STIP. The amended funding does not affect the portion of federal funding programmed for transit or allocations of state aid to local jurisdictions in lieu of federal aid.

Should you have additional questions or concerns, please contact Mr. Ian Beam at 410-865-1280, toll free 888-713-1414 or via e-mail at ibeam@mdot.state.md.us. Of course, please feel free to contact me directly.

Sincerely,



Tyson Byrne
Regional Planning Manager
Office of Planning and Capital Programming

cc: Mr. Ian Beam, Regional Planner, OPCP, MDOT

MEMORANDUM

TO: DIRECTOR HEATHER MURPHY
OFFICE OF PLANNING AND CAPITAL PROGRAMMING
MARYLAND DEPARTMENT OF TRANSPORTATION (MDOT)

ATTN: REGIONAL PLANNER IAN BEAM
REGIONAL PLANNING MANAGER TYSON BYRNE
REGIONAL PLANNER DAN JANOUSEK

FROM: CHIEF MATT BAKER *MMB*
REGIONAL AND INTERMODAL PLANNING DIVISION (RIPD)

SUBJECT: REQUEST TO AMEND THE FY 2019-2022 MARYLAND STATEWIDE
TRANSPORTATION IMPROVEMENT PROGRAM (STIP)

DATE: JUNE 17, 2020

**RESPONSE
REQUESTED BY:** N/A

PURPOSE OF MEMORANDUM

To request the MDOT Office of Planning and Capital Programming approve and forward to the Federal Highway Administration (FHWA) for its approval the following STIP amendments.

SUMMARY

The MDOT State Highway Administration (MDOT SHA) hereby requests amendment of the FY 2019-2022 Maryland STIP to reflect the following five actions.

STIP	PROJECT	PHASE	NEW FUNDING
RU Bridge MC #19-52 03/17/2020	Areawide Bridge Rehabilitation	PE	\$6,500,000
		CO	\$17,000,000
RU Congestion Mgmt MC #19-52 03/17/2020	Areawide Congestion Management	PP	\$450,000
		PE	\$1,500,000
		CO	\$400,000
		Other	\$7,000,000
RU Environment	Areawide Environmental Projects	PP	\$100,000
		PE	\$600,000
		CO	\$4,000,000
RU Resurface MC #19-52 03/17/2020	Areawide Resurfacing and Rehabilitation	PP	\$200,000
		CO	\$28,750,000

STIP	PROJECT	PHASE	NEW FUNDING
RU Safety/Spot MC #19-52 03/17/2020	Areawide Safety and Spot Improvements	PP	\$500,000
		CO	\$8,500,000

ANALYSIS

Areawide Bridge Rehabilitation (RU Bridge) – This requested amendment reflects the addition of \$6,500,000 to design funding and \$17,000,000 to construction funding for RU Bridge in the FY 2019-2022 Maryland STIP. This amendment ensures the FY 2019-2022 MDOT STIP reflects MDOT SHA’s updated programmed bridge rehabilitation expenditures in FY 2019-2022. The total cost of this project will increase from \$58 million to \$81 million.

Areawide Congestion Management (RU Congestion Mgmt) – This requested amendment reflects the addition of \$450,000 to planning funding, \$1,500,000 to FY 2019-2022 design funding, \$400,000 to construction funding, and \$7,000,000 to other funding for RU Congestion Mgmt in the FY 2019-2022 Maryland STIP. This amendment ensures the FY 2019-2022 MDOT STIP reflects MDOT SHA’s updated programmed congestion management expenditures in FY 2019-2022. The total cost of this project will increase from \$24 million to \$34 million.

Areawide Environmental Projects (RU Environment) – This requested amendment reflects the addition of \$100,000 to planning funding, \$600,000 to design funding, and \$4,000,000 to construction funding for RU Environment in the FY 2019-2022 Maryland STIP. This amendment ensures the FY 2019-2022 MDOT STIP reflects MDOT SHA’s updated programmed environmental project expenditures in FY 2019-2022. The total cost of this project will increase from \$33 million to \$38 million.

Areawide Resurfacing and Rehabilitation (RU Resurface) – This requested amendment reflects the addition of \$200,000 to planning funding and \$28,750,000 to construction funding for RU Resurface in the FY 2019-2022 Maryland STIP. This amendment ensures the FY 2019-2022 MDOT STIP reflects MDOT SHA’s updated programmed resurfacing expenditures in FY 2019-2022. The total cost of this project will increase from \$216 million to \$245 million.

Areawide Safety and Spot Improvements (RU Safety/Spot) – This requested amendment reflects the addition of \$500,000 to planning funding and \$8,500,000 to construction funding for RU Safety/Spot in the FY 2019-2022 Maryland STIP. This amendment ensures the FY 2019-2022 MDOT STIP reflects MDOT SHA’s updated programmed safety and spot improvement expenditures in FY 2019-2022. The total cost of this project will increase from \$55 million to \$64 million.

The attached STIP reports document MDOT’s requested amendments with respect to funding for the above grouped projects. These requested actions will not impact scheduling or funding availability for other projects in the current STIP, which remains fiscally constrained. The amended funding does not affect the portion of federal funding programmed for transit or allocations of state aid to local jurisdictions in lieu of federal aid.

Ms. Heather Murphy
Page Three

In addition, the Maryland Transportation Trust Fund (TTF) remains fiscally constrained. The TTF supports State transportation system operation and maintenance, MDOT administration, debt service, and capital projects. Semiannually, MDOT updates revenues and expenditures using two national forecasting companies' latest economic estimates. The MDOT published funding details in the FY 2019-2024 Consolidated Transportation Program (<http://www.mdot.maryland.gov/newMDOT/Planning/CTP/Index.html>) and FY 2019-2022 Maryland STIP (http://www.mdot.maryland.gov/newMDOT/Planning/STIP_TIP/STIPandTIP.html).

Please amend the FY 2019-2020 Maryland STIP to reflect the funding information provided in the attachment. If you have any questions, please contact Mr. Derrick Sexton, MDOT SHA Regional Planner, at 410-545-5560 or via email at dsexton@mdot.maryland.gov and Mr. Sean Varsolona, MDOT SHA Regional Planner, at 410-545-5672 or via email at svarsolona@mdot.maryland.gov.

ATTACHMENTS

- FY 2019-2022 Maryland STIP project RU Bridge report
- FY 2019-2022 Maryland STIP project RU Congestion Mgmt report
- FY 2019-2022 Maryland STIP project RU Environment
- FY 2019-2022 Maryland STIP project RU Resurface
- FY 2019-2022 Maryland STIP project RU Safety/Spot report

cc: Mr. Benjamin Allen, Assistant Regional Planner, RIPD, MDOT SHA
Mr. Eric Beckett, Deputy Director, Office of Planning and Preliminary Engineering, MDOT SHA
Anthony Crawford, P.E., District Engineer, District 6, MDOT SHA
Mr. Ken Fender, District Engineer, District 2, MDOT SHA
Ms. Corren Johnson, District Engineer, District 5, MDOT SHA
Mr. Jay Meredith, District Engineer, District 1, MDOT SHA
Mr. Stephen Miller, Regional Planner, RIPD, MDOT SHA
Ms. Tara Penders, Assistant Chief, RIPD, MDOT SHA
Mr. David Schlie, Assistant Regional Planner, RIPD, MDOT SHA
Mr. Derrick Sexton, Regional Planner, RIPD, MDOT SHA
Mr. Sean Varsolona, Regional Planner, RIPD, MDOT SHA

MARYLAND STATEWIDE TIP FY 2019-2022

MDOT STIP # RU Bridge MC #19-52 03/17/2020


SUMMARY TABLE

Project	Amendment Criteria	Conformity Status	Environmental Status	Current Funding Level (000s)		
				Federal	State/Local	Total
Areawide Bridge Replacement and Rehabilitation	B	n/a	Various	\$ 46,200	\$ 11,550	\$ 57,750
	Administration	Area/MPO	CTP Page	Net Funding Change (000s)		
	MDOT SHA	Rural (Non-MPO)	Various	\$ 18,800	\$ 4,700	\$ 23,500

Description Program to provide major upgrades to and maintenance of structures on MDOT SHA highways.

Justification System preservation projects serve to keep MDOT SHA roadways and facilities in a state of good repair.

INDIVIDUAL REQUEST FORM

STIP/TIP Amendment Criteria	Funding	FY 2019	FY 2020	FY 2021	FY 2022	Total
		<input type="checkbox"/> A) Adds new individual projects to the current STIP	Current (000s)	Total \$ 15,750	Total \$ 15,750	
<input checked="" type="checkbox"/> B) Increase/decrease, scope change, advance, delay, or phase change	Federal	\$ 12,600	\$ 12,600	\$ 11,300	\$ 9,700	\$ 46,200
<input type="checkbox"/> C) Removes or deletes individual listed project from the STIP	State/Local	\$ 3,150	\$ 3,150	\$ 2,825	\$ 2,425	\$ 11,550
<input type="checkbox"/> D) Other	Proposed (000s)	Total \$ 15,750	Total \$ 15,750	Total \$ 26,125	Total \$ 23,625	Total \$ 81,250
	Federal	\$ 12,600	\$ 12,600	\$ 20,900	\$ 18,900	\$ 65,000
	State/Local	\$ 3,150	\$ 3,150	\$ 5,225	\$ 4,725	\$ 16,250
	Change (000s)	Total \$ -	Total \$ -	Total \$ 12,000	Total \$ 11,500	Total \$ 23,500
	Federal	\$ -	\$ -	\$ 9,600	\$ 9,200	\$ 18,800
	State/Local	\$ -	\$ -	\$ 2,400	\$ 2,300	\$ 4,700

PHASE DETAIL

Current		FY 2019		FY 2020		FY 2021		FY 2022		TOTAL		
Phase	Funding	Federal	State/Local	Federal	State/Local	Federal	State/Local	Federal	State/Local	Federal	State/Local	Total
PP	State	\$ -	\$ 20	\$ -	\$ 20	\$ -	\$ 10	\$ -	\$ 10	\$ -	\$ 60	\$ 60
	Various	\$ 80	\$ -	\$ 80	\$ -	\$ 40	\$ -	\$ 40	\$ -	\$ 240	\$ -	\$ 240
PE	State	\$ -	\$ 1,500	\$ -	\$ 1,500	\$ -	\$ 1,200	\$ -	\$ 1,000	\$ -	\$ 5,200	\$ 5,200
	Various	\$ 6,000	\$ -	\$ 6,000	\$ -	\$ 4,800	\$ -	\$ 4,000	\$ -	\$ 20,800	\$ -	\$ 20,800
RW	State	\$ -	\$ 30	\$ -	\$ 30	\$ -	\$ 15	\$ -	\$ 15	\$ -	\$ 90	\$ 90
	Various	\$ 120	\$ -	\$ 120	\$ -	\$ 60	\$ -	\$ 60	\$ -	\$ 360	\$ -	\$ 360
CO	State	\$ -	\$ 1,600	\$ -	\$ 1,600	\$ -	\$ 1,600	\$ -	\$ 1,400	\$ -	\$ 6,200	\$ 6,200
	Various	\$ 6,400	\$ -	\$ 6,400	\$ -	\$ 6,400	\$ -	\$ 5,600	\$ -	\$ 24,800	\$ -	\$ 24,800
Other		\$ -	\$ -	\$ -	\$ -	\$ -	\$ -	\$ -	\$ -	\$ -	\$ -	\$ -
Total		\$ 12,600	\$ 3,150	\$ 12,600	\$ 3,150	\$ 11,300	\$ 2,825	\$ 9,700	\$ 2,425	\$ 46,200	\$ 11,550	\$ 57,750

Proposed		FY 2019		FY 2020		FY 2021		FY 2022		TOTAL		
Phase	Funding	Federal	State/Local	Federal	State/Local	Federal	State/Local	Federal	State/Local	Federal	State/Local	Total
PP	State	\$ -	\$ 20	\$ -	\$ 20	\$ -	\$ 10	\$ -	\$ 10	\$ -	\$ 60	\$ 60
	Various	\$ 80	\$ -	\$ 80	\$ -	\$ 40	\$ -	\$ 40	\$ -	\$ 240	\$ -	\$ 240
PE	State	\$ -	\$ 1,500	\$ -	\$ 1,500	\$ -	\$ 2,000	\$ -	\$ 1,500	\$ -	\$ 6,500	\$ 6,500
	Various	\$ 6,000	\$ -	\$ 6,000	\$ -	\$ 8,000	\$ -	\$ 6,000	\$ -	\$ 26,000	\$ -	\$ 26,000
RW	State	\$ -	\$ 30	\$ -	\$ 30	\$ -	\$ 15	\$ -	\$ 15	\$ -	\$ 90	\$ 90
	Various	\$ 120	\$ -	\$ 120	\$ -	\$ 60	\$ -	\$ 60	\$ -	\$ 360	\$ -	\$ 360
CO	State	\$ -	\$ 1,600	\$ -	\$ 1,600	\$ -	\$ 3,200	\$ -	\$ 3,200	\$ -	\$ 9,600	\$ 9,600
	Various	\$ 6,400	\$ -	\$ 6,400	\$ -	\$ 12,800	\$ -	\$ 12,800	\$ -	\$ 38,400	\$ -	\$ 38,400
Other		\$ -	\$ -	\$ -	\$ -	\$ -	\$ -	\$ -	\$ -	\$ -	\$ -	\$ -
Total		\$ 12,600	\$ 3,150	\$ 12,600	\$ 3,150	\$ 20,900	\$ 5,225	\$ 18,900	\$ 4,725	\$ 65,000	\$ 16,250	\$ 81,250

MARYLAND STATEWIDE TIP FY 2019-2022

MDOT STIP # RU Bridge MC #19-52 03/17/2020 (cont'd)

PHASE DETAIL (cont'd)

Change		FY 2019		FY 2020		FY 2021		FY 2022		TOTAL		
Phase	Funding	Federal	State/Local	Federal	State/Local	Federal	State/Local	Federal	State/Local	Federal	State/Local	Total
PP	State	\$ -	\$ -	\$ -	\$ -	\$ -	\$ -	\$ -	\$ -	\$ -	\$ -	\$ -
	Various	\$ -	\$ -	\$ -	\$ -	\$ -	\$ -	\$ -	\$ -	\$ -	\$ -	\$ -
PE	State	\$ -	\$ -	\$ -	\$ -	\$ -	\$ 800	\$ -	\$ 500	\$ -	\$ 1,300	\$ 1,300
	Various	\$ -	\$ -	\$ -	\$ -	\$ 3,200	\$ -	\$ 2,000	\$ -	\$ 5,200	\$ -	\$ 5,200
RW	State	\$ -	\$ -	\$ -	\$ -	\$ -	\$ -	\$ -	\$ -	\$ -	\$ -	\$ -
	Various	\$ -	\$ -	\$ -	\$ -	\$ -	\$ -	\$ -	\$ -	\$ -	\$ -	\$ -
CO	State	\$ -	\$ -	\$ -	\$ -	\$ -	\$ 1,600	\$ -	\$ 1,800	\$ -	\$ 3,400	\$ 3,400
	Various	\$ -	\$ -	\$ -	\$ -	\$ 6,400	\$ -	\$ 7,200	\$ -	\$ 13,600	\$ -	\$ 13,600
Other		\$ -	\$ -	\$ -	\$ -	\$ -	\$ -	\$ -	\$ -	\$ -	\$ -	\$ -
Total		\$ -	\$ -	\$ -	\$ -	\$ 9,600	\$ 2,400	\$ 9,200	\$ 2,300	\$ 18,800	\$ 4,700	\$ 23,500

TOTAL PROJECT COST

Prior Cost (≤ FY 2018)		STIP Cost (FY 2019-2022)		Balance to Complete (≥ FY 2023)		Total Project Cost	
Federal	\$ -	Federal	\$ 65,000	Federal	\$ -	Federal	\$ 65,000
State/Local	\$ -	State/Local	\$ 16,250	State/Local	\$ -	State/Local	\$ 16,250
Total	\$ -	Total	\$ 81,250	Total	\$ -	Total	\$ 81,250

MARYLAND STATEWIDE TIP FY 2019-2022

MDOT STIP # RU Congestion Mgmt MC #19-52 03/17/202

SUMMARY TABLE

Project	Amendment Criteria	Conformity Status	Environmental Status	Current Funding Level (000s)		
				Federal	State/Local	Total
Areawide Congestion Management	B	n/a	Various	\$ 19,400	\$ 4,850	\$ 24,250
	Administration	Area/MPO	CTP Page	Net Funding Change (000s)		
	MDOT SHA	Rural (Non-MPO)	Various	\$ 7,480	\$ 1,870	\$ 9,350

Description: Program to provide major upgrades to and maintenance of structures on MDOT SHA highways.

Justification: System preservation projects serve to keep MDOT SHA roadways and facilities in a state of good repair.

INDIVIDUAL REQUEST FORM

STIP/TIP Amendment Criteria	Funding	FY 2019	FY 2020	FY 2021	FY 2022	Total
		<input type="checkbox"/> A) Adds new individual projects to the current STIP	Current (000s)	\$ 6,750	\$ 7,500	
<input checked="" type="checkbox"/> B) Increase/decrease, scope change, advance, delay, or phase change	Federal	\$ 5,400	\$ 6,000	\$ 4,200	\$ 3,800	\$ 19,400
<input type="checkbox"/> C) Removes or deletes individual listed project from the STIP	State/Local	\$ 1,350	\$ 1,500	\$ 1,050	\$ 950	\$ 4,850
<input type="checkbox"/> D) Other	Proposed (000s)	\$ 6,750	\$ 7,500	\$ 9,675	\$ 9,675	\$ 33,600
MARYLAND DEPARTMENT OF TRANSPORTATION	Federal	\$ 5,400	\$ 6,000	\$ 7,740	\$ 7,740	\$ 26,880
	State/Local	\$ 1,350	\$ 1,500	\$ 1,935	\$ 1,935	\$ 6,720
	Change (000s)	\$ -	\$ -	\$ 4,425	\$ 4,925	\$ 9,350
	Federal	\$ -	\$ -	\$ 3,540	\$ 3,940	\$ 7,480
	State/Local	\$ -	\$ -	\$ 885	\$ 985	\$ 1,870

PHASE DETAIL

Current		FY 2019		FY 2020		FY 2021		FY 2022		TOTAL		
Phase	Funding	Federal	State/Local	Federal	State/Local	Federal	State/Local	Federal	State/Local	Federal	State/Local	Total
PP	State	-	80	-	30	-	15	-	15	-	140	140
	Various	320	-	120	-	60	-	60	-	560	-	560
PE	State	-	200	-	400	-	500	-	400	-	1,500	1,500
	Various	800	-	1,600	-	2,000	-	1,600	-	6,000	-	6,000
RW	State	-	30	-	30	-	15	-	15	-	90	90
	Various	120	-	120	-	60	-	60	-	360	-	360
CO	State	-	40	-	40	-	20	-	20	-	120	120
	Various	160	-	160	-	80	-	80	-	480	-	480
Other	State	-	1,000	-	1,000	-	500	-	500	-	3,000	3,000
	Various	4,000	-	4,000	-	2,000	-	2,000	-	12,000	-	12,000
Total		\$ 5,400	\$ 1,350	\$ 6,000	\$ 1,500	\$ 4,200	\$ 1,050	\$ 3,800	\$ 950	\$ 19,400	\$ 4,850	\$ 24,250

Proposed		FY 2019		FY 2020		FY 2021		FY 2022		TOTAL		
Phase	Funding	Federal	State/Local	Federal	State/Local	Federal	State/Local	Federal	State/Local	Federal	State/Local	Total
PP	State	-	80	-	30	-	60	-	60	-	230	230
	Various	320	-	120	-	240	-	240	-	920	-	920
PE	State	-	200	-	400	-	600	-	600	-	1,800	1,800
	Various	800	-	1,600	-	2,400	-	2,400	-	7,200	-	7,200
RW	State	-	30	-	30	-	15	-	15	-	90	90
	Various	120	-	120	-	60	-	60	-	360	-	360
CO	State	-	40	-	40	-	60	-	60	-	200	200
	Various	160	-	160	-	240	-	240	-	800	-	800
Other	State	-	1,000	-	1,000	-	1,200	-	1,200	-	4,400	4,400
	Various	4,000	-	4,000	-	4,800	-	4,800	-	17,600	-	17,600
Total		\$ 5,400	\$ 1,350	\$ 6,000	\$ 1,500	\$ 7,740	\$ 1,935	\$ 7,740	\$ 1,935	\$ 26,880	\$ 6,720	\$ 33,600

MARYLAND STATEWIDE TIP FY 2019-2022

MDOT STIP # RU Congestion Mgmt MC #19-52 03/17/202

PHASE DETAIL (cont'd)

Change		FY 2019		FY 2020		FY 2021		FY 2022		TOTAL		
Phase	Funding	Federal	State/Local	Federal	State/Local	Federal	State/Local	Federal	State/Local	Federal	State/Local	Total
PP	State	\$ -	\$ -	\$ -	\$ -	\$ -	\$ 45	\$ -	\$ 45	\$ -	\$ 90	\$ 90
	Various	\$ -	\$ -	\$ -	\$ -	\$ 180	\$ -	\$ 180	\$ -	\$ 360	\$ -	\$ 360
PE	State	\$ -	\$ -	\$ -	\$ -	\$ -	\$ 100	\$ -	\$ 200	\$ -	\$ 300	\$ 300
	Various	\$ -	\$ -	\$ -	\$ -	\$ 400	\$ -	\$ 800	\$ -	\$ 1,200	\$ -	\$ 1,200
RW	State	\$ -	\$ -	\$ -	\$ -	\$ -	\$ -	\$ -	\$ -	\$ -	\$ -	\$ -
	Various	\$ -	\$ -	\$ -	\$ -	\$ -	\$ -	\$ -	\$ -	\$ -	\$ -	\$ -
CO	State	\$ -	\$ -	\$ -	\$ -	\$ -	\$ 40	\$ -	\$ 40	\$ -	\$ 80	\$ 80
	Various	\$ -	\$ -	\$ -	\$ -	\$ 160	\$ -	\$ 160	\$ -	\$ 320	\$ -	\$ 320
Other	State	\$ -	\$ -	\$ -	\$ -	\$ -	\$ 700	\$ -	\$ 700	\$ -	\$ 1,400	\$ 1,400
	Various	\$ -	\$ -	\$ -	\$ -	\$ 2,800	\$ -	\$ 2,800	\$ -	\$ 5,600	\$ -	\$ 5,600
Total		\$ -	\$ -	\$ -	\$ -	\$ 3,540	\$ 885	\$ 3,940	\$ 985	\$ 7,480	\$ 1,870	\$ 9,350

TOTAL PROJECT COST

Prior Cost (≤ FY 2018)		STIP Cost (FY 2019-2022)		Balance to Complete (≥ FY 2023)		Total Project Cost	
Federal	\$ -	Federal	\$ 26,880	Federal	\$ -	Federal	\$ 26,880
State/Local	\$ -	State/Local	\$ 6,720	State/Local	\$ -	State/Local	\$ 6,720
Total	\$ -	Total	\$ 33,600	Total	\$ -	Total	\$ 33,600

MARYLAND STATEWIDE TIP FY 2019-2022

MDOT STIP # RU Environment


SUMMARY TABLE

Project	Amendment Criteria	Conformity Status	Environmental Status	Current Funding Level (000s)		
				Federal	State/Local	Total
Areawide Environment	B	n/a	Various	\$ 26,520	\$ 6,630	\$ 33,150
	Administration	Area/MPO	CTP Page	Net Funding Change (000s)		
	MDOT SHA	Rural (Non-MPO)	Various	\$ 3,760	\$ 940	\$ 4,700

Description Program to provide major upgrades to and maintenance of structures on MDOT SHA highways.

Justification System preservation projects serve to keep MDOT SHA roadways and facilities in a state of good repair.

INDIVIDUAL REQUEST FORM

STIP/TIP Amendment Criteria	Current (000s)	Funding		FY 2019	FY 2020	FY 2021	FY 2022	Total						
		Total	Federal	State/Local	Total	Federal	State/Local	Total						
<input type="checkbox"/> A) Adds new individual projects to the current STIP		Total	Federal	\$ 8,840	\$ 8,840	\$ 4,420	\$ 4,420	\$ 26,520						
<input checked="" type="checkbox"/> B) Increase/decrease, scope change, advance, delay, or phase change									State/Local	\$ 2,210	\$ 2,210	\$ 1,105	\$ 1,105	\$ 6,630
<input type="checkbox"/> C) Removes or deletes individual listed project from the STIP		Total	Federal	\$ 8,840	\$ 8,840	\$ 6,420	\$ 6,180	\$ 30,280						
<input type="checkbox"/> D) Other									State/Local	\$ 2,210	\$ 2,210	\$ 1,605	\$ 1,545	\$ 7,570
	Change (000s)	Total	Federal	\$ -	\$ -	\$ 2,500	\$ 2,200	\$ 4,700						
									State/Local	\$ -	\$ -	\$ 2,000	\$ 1,760	\$ 3,760

PHASE DETAIL

Current		FY 2019		FY 2020		FY 2021		FY 2022		TOTAL		
Phase	Funding	Federal	State/Local	Federal	State/Local	Federal	State/Local	Federal	State/Local	Federal	State/Local	Total
PP	State	\$ -	\$ 60	\$ -	\$ 60	\$ -	\$ 30	\$ -	\$ 30	\$ -	\$ 180	\$ 180
	Various	\$ 240	\$ -	\$ 240	\$ -	\$ 120	\$ -	\$ 120	\$ -	\$ 720	\$ -	\$ 720
PE	State	\$ -	\$ 120	\$ -	\$ 120	\$ -	\$ 60	\$ -	\$ 60	\$ -	\$ 360	\$ 360
	Various	\$ 480	\$ -	\$ 480	\$ -	\$ 240	\$ -	\$ 240	\$ -	\$ 1,440	\$ -	\$ 1,440
RW	State	\$ -	\$ 30	\$ -	\$ 30	\$ -	\$ 15	\$ -	\$ 15	\$ -	\$ 90	\$ 90
	Various	\$ 120	\$ -	\$ 120	\$ -	\$ 60	\$ -	\$ 60	\$ -	\$ 360	\$ -	\$ 360
CO	State	\$ -	\$ 2,000	\$ -	\$ 2,000	\$ -	\$ 1,000	\$ -	\$ 1,000	\$ -	\$ 6,000	\$ 6,000
	Various	\$ 8,000	\$ -	\$ 8,000	\$ -	\$ 4,000	\$ -	\$ 4,000	\$ -	\$ 24,000	\$ -	\$ 24,000
Other		\$ -	\$ -	\$ -	\$ -	\$ -	\$ -	\$ -	\$ -	\$ -	\$ -	\$ -
Total		\$ 8,840	\$ 2,210	\$ 8,840	\$ 2,210	\$ 4,420	\$ 1,105	\$ 4,420	\$ 1,105	\$ 26,520	\$ 6,630	\$ 33,150

Proposed		FY 2019		FY 2020		FY 2021		FY 2022		TOTAL		
Phase	Funding	Federal	State/Local	Federal	State/Local	Federal	State/Local	Federal	State/Local	Federal	State/Local	Total
PP	State	\$ -	\$ 60	\$ -	\$ 60	\$ -	\$ 40	\$ -	\$ 40	\$ -	\$ 200	\$ 200
	Various	\$ 240	\$ -	\$ 240	\$ -	\$ 160	\$ -	\$ 160	\$ -	\$ 800	\$ -	\$ 800
PE	State	\$ -	\$ 120	\$ -	\$ 120	\$ -	\$ 150	\$ -	\$ 90	\$ -	\$ 480	\$ 480
	Various	\$ 480	\$ -	\$ 480	\$ -	\$ 600	\$ -	\$ 360	\$ -	\$ 1,920	\$ -	\$ 1,920
RW	State	\$ -	\$ 30	\$ -	\$ 30	\$ -	\$ 15	\$ -	\$ 15	\$ -	\$ 90	\$ 90
	Various	\$ 120	\$ -	\$ 120	\$ -	\$ 60	\$ -	\$ 60	\$ -	\$ 360	\$ -	\$ 360
CO	State	\$ -	\$ 2,000	\$ -	\$ 2,000	\$ -	\$ 1,400	\$ -	\$ 1,400	\$ -	\$ 6,800	\$ 6,800
	Various	\$ 8,000	\$ -	\$ 8,000	\$ -	\$ 5,600	\$ -	\$ 5,600	\$ -	\$ 27,200	\$ -	\$ 27,200
Other		\$ -	\$ -	\$ -	\$ -	\$ -	\$ -	\$ -	\$ -	\$ -	\$ -	\$ -
Total		\$ 8,840	\$ 2,210	\$ 8,840	\$ 2,210	\$ 6,420	\$ 1,605	\$ 6,180	\$ 1,545	\$ 30,280	\$ 7,570	\$ 37,850

MARYLAND STATEWIDE TIP FY 2019-2022

MDOT STIP # RU Environment (cont'd)

PHASE DETAIL (cont'd)

Change		FY 2019		FY 2020		FY 2021		FY 2022		TOTAL		
Phase	Funding	Federal	State/Local	Federal	State/Local	Federal	State/Local	Federal	State/Local	Federal	State/Local	Total
PP	State	\$ -	\$ -	\$ -	\$ -	\$ -	\$ 10	\$ -	\$ 10	\$ -	\$ 20	\$ 20
	Various	\$ -	\$ -	\$ -	\$ -	\$ 40	\$ -	\$ 40	\$ -	\$ 80	\$ -	\$ 80
PE	State	\$ -	\$ -	\$ -	\$ -	\$ -	\$ 90	\$ -	\$ 30	\$ -	\$ 120	\$ 120
	Various	\$ -	\$ -	\$ -	\$ -	\$ 360	\$ -	\$ 120	\$ -	\$ 480	\$ -	\$ 480
RW	State	\$ -	\$ -	\$ -	\$ -	\$ -	\$ -	\$ -	\$ -	\$ -	\$ -	\$ -
	Various	\$ -	\$ -	\$ -	\$ -	\$ -	\$ -	\$ -	\$ -	\$ -	\$ -	\$ -
CO	State	\$ -	\$ -	\$ -	\$ -	\$ -	\$ 400	\$ -	\$ 400	\$ -	\$ 800	\$ 800
	Various	\$ -	\$ -	\$ -	\$ -	\$ 1,600	\$ -	\$ 1,600	\$ -	\$ 3,200	\$ -	\$ 3,200
Other		\$ -	\$ -	\$ -	\$ -	\$ -	\$ -	\$ -	\$ -	\$ -	\$ -	\$ -
Total		\$ -	\$ -	\$ -	\$ -	\$ 2,000	\$ 500	\$ 1,760	\$ 440	\$ 3,760	\$ 940	\$ 4,700

TOTAL PROJECT COST

Prior Cost (≤ FY 2018)		STIP Cost (FY 2019-2022)		Balance to Complete (≥ FY 2023)		Total Project Cost	
Federal	\$ -	Federal	\$ 30,280	Federal	\$ -	Federal	\$ 30,280
State/Local	\$ -	State/Local	\$ 7,570	State/Local	\$ -	State/Local	\$ 7,570
Total	\$ -	Total	\$ 37,850	Total	\$ -	Total	\$ 37,850

MARYLAND STATEWIDE TIP FY 2019-2022

MDOT STIP # RU Resurface MC #19-52 03/17/2020


SUMMARY TABLE

Project	Amendment Criteria	Conformity Status	Environmental Status	Current Funding Level (000s)		
				Federal	State/Local	Total
Areawide Resurface	B	n/a	Various	\$ 173,120	\$ 43,280	\$ 216,400
	Administration	Area/MPO	CTP Page	Net Funding Change (000s)		
	MDOT SHA	Rural (Non-MPO)	Various	\$ 23,160	\$ 5,790	\$ 28,950

Description Program to provide major upgrades to and maintenance of structures on MDOT SHA highways.

Justification System preservation projects serve to keep MDOT SHA roadways and facilities in a state of good repair.

INDIVIDUAL REQUEST FORM

STIP/TIP Amendment Criteria	Current (000s)	Funding		FY 2019	FY 2020	FY 2021	FY 2022	Total
		Total	Federal	State/Local	Total	Federal	State/Local	Total
<input type="checkbox"/> A) Adds new individual projects to the current STIP		\$ 65,700	\$ 65,850	\$ 51,800	\$ 33,050	\$ 216,400		
<input checked="" type="checkbox"/> B) Increase/decrease, scope change, advance, delay, or phase change							\$ 52,560	\$ 52,680
<input type="checkbox"/> C) Removes or deletes individual listed project from the STIP		\$ 65,700	\$ 65,850	\$ 61,900	\$ 51,900	\$ 245,350		
<input type="checkbox"/> D) Other							\$ 13,140	\$ 13,170
	Proposed (000s)	\$ 65,700	\$ 65,850	\$ 61,900	\$ 51,900	\$ 245,350		
							\$ 52,560	\$ 52,680
	Change (000s)	\$ -	\$ -	\$ 10,100	\$ 18,850	\$ 28,950		
							\$ 13,140	\$ 13,170
		\$ -	\$ -	\$ 8,080	\$ 15,080	\$ 23,160		
		\$ -	\$ -	\$ 2,020	\$ 3,770	\$ 5,790		

PHASE DETAIL

Current		FY 2019		FY 2020		FY 2021		FY 2022		TOTAL		
Phase	Funding	Federal	State/Local	Federal	State/Local	Federal	State/Local	Federal	State/Local	Federal	State/Local	Total
PP	State	-	20	-	50	-	50	-	50	-	170	170
	Various	80	-	200	-	200	-	200	-	680	-	680
PE	State	-	600	-	600	-	300	-	300	-	1,800	1,800
	Various	2,400	-	2,400	-	1,200	-	1,200	-	7,200	-	7,200
RW	State	-	20	-	20	-	10	-	10	-	60	60
	Various	80	-	80	-	40	-	40	-	240	-	240
CO	State	-	12,500	-	12,500	-	10,000	-	6,250	-	41,250	41,250
	Various	50,000	-	50,000	-	40,000	-	25,000	-	165,000	-	165,000
Other		-	-	-	-	-	-	-	-	-	-	-
Total		\$ 52,560	\$ 13,140	\$ 52,680	\$ 13,170	\$ 41,440	\$ 10,360	\$ 26,440	\$ 6,610	\$ 173,120	\$ 43,280	\$ 216,400

Proposed		FY 2019		FY 2020		FY 2021		FY 2022		TOTAL		
Phase	Funding	Federal	State/Local	Federal	State/Local	Federal	State/Local	Federal	State/Local	Federal	State/Local	Total
PP	State	-	20	-	50	-	70	-	70	-	210	210
	Various	80	-	200	-	280	-	280	-	840	-	840
PE	State	-	600	-	600	-	300	-	300	-	1,800	1,800
	Various	2,400	-	2,400	-	1,200	-	1,200	-	7,200	-	7,200
RW	State	-	20	-	20	-	10	-	10	-	60	60
	Various	80	-	80	-	40	-	40	-	240	-	240
CO	State	-	12,500	-	12,500	-	12,000	-	10,000	-	47,000	47,000
	Various	50,000	-	50,000	-	48,000	-	40,000	-	188,000	-	188,000
Other		-	-	-	-	-	-	-	-	-	-	-
Total		\$ 52,560	\$ 13,140	\$ 52,680	\$ 13,170	\$ 49,520	\$ 12,380	\$ 41,520	\$ 10,380	\$ 196,280	\$ 49,070	\$ 245,350

MARYLAND STATEWIDE TIP FY 2019-2022

MDOT STIP # RU Resurface MC #19-52 03/17/2020 (cont'd)

PHASE DETAIL (cont'd)

Change		FY 2019		FY 2020		FY 2021		FY 2022		TOTAL		
Phase	Funding	Federal	State/Local	Federal	State/Local	Federal	State/Local	Federal	State/Local	Federal	State/Local	Total
PP	State	\$ -	\$ -	\$ -	\$ -	\$ -	\$ 20	\$ -	\$ 20	\$ -	\$ 40	\$ 40
	Various	\$ -	\$ -	\$ -	\$ -	\$ 80	\$ -	\$ 80	\$ -	\$ 160	\$ -	\$ 160
PE	State	\$ -	\$ -	\$ -	\$ -	\$ -	\$ -	\$ -	\$ -	\$ -	\$ -	\$ -
	Various	\$ -	\$ -	\$ -	\$ -	\$ -	\$ -	\$ -	\$ -	\$ -	\$ -	\$ -
RW	State	\$ -	\$ -	\$ -	\$ -	\$ -	\$ -	\$ -	\$ -	\$ -	\$ -	\$ -
	Various	\$ -	\$ -	\$ -	\$ -	\$ -	\$ -	\$ -	\$ -	\$ -	\$ -	\$ -
CO	State	\$ -	\$ -	\$ -	\$ -	\$ -	\$ 2,000	\$ -	\$ 3,750	\$ -	\$ 5,750	\$ 5,750
	Various	\$ -	\$ -	\$ -	\$ -	\$ 8,000	\$ -	\$ 15,000	\$ -	\$ 23,000	\$ -	\$ 23,000
Other		\$ -	\$ -	\$ -	\$ -	\$ -	\$ -	\$ -	\$ -	\$ -	\$ -	\$ -
Total		\$ -	\$ -	\$ -	\$ -	\$ 8,080	\$ 2,020	\$ 15,080	\$ 3,770	\$ 23,160	\$ 5,790	\$ 28,950

TOTAL PROJECT COST

Prior Cost (≤ FY 2018)		STIP Cost (FY 2019-2022)		Balance to Complete (≥ FY 2023)		Total Project Cost	
Federal	\$ -	Federal	\$ 196,280	Federal	\$ -	Federal	\$ 196,280
State/Local	\$ -	State/Local	\$ 49,070	State/Local	\$ -	State/Local	\$ 49,070
Total	\$ -	Total	\$ 245,350	Total	\$ -	Total	\$ 245,350

MARYLAND STATEWIDE TIP FY 2019-2022

MDOT STIP # RU Safety/Spot MC #19-52 03/17/2020


SUMMARY TABLE

Project	Amendment Criteria	Conformity Status	Environmental Status	Current Funding Level (000s)		
				Federal	State/Local	Total
Areawide Safety and Spot Improvements	B	n/a	Various	\$ 44,240	\$ 11,060	\$ 55,300
	Administration	Area/MPO	CTP Page	Net Funding Change (000s)		
	MDOT SHA	Rural (Non-MPO)	Various	\$ 7,200	\$ 1,800	\$ 9,000

Description Program to provide localized improvements to address safety and/or operational issues on MDOT SHA highways.

Justification System preservation projects serve to keep MDOT SHA roadways and facilities in a state of good repair.

INDIVIDUAL REQUEST FORM

STIP/TIP Amendment Criteria	Funding	FY 2019	FY 2020	FY 2021	FY 2022	Total
<input type="checkbox"/> A) Adds new individual projects to the current STIP	Current (000s)	\$ 18,100	\$ 14,600	\$ 14,050	\$ 8,550	\$ 55,300
<input checked="" type="checkbox"/> B) Increase/decrease, scope change, advance, delay, or phase change	Federal	\$ 14,480	\$ 11,680	\$ 11,240	\$ 6,840	\$ 44,240
<input type="checkbox"/> C) Removes or deletes individual listed project from the STIP	State/Local	\$ 3,620	\$ 2,920	\$ 2,810	\$ 1,710	\$ 11,060
<input type="checkbox"/> D) Other	Proposed (000s)	\$ 18,100	\$ 14,600	\$ 16,050	\$ 15,550	\$ 64,300
	Federal	\$ 14,480	\$ 11,680	\$ 12,840	\$ 12,440	\$ 51,440
	State/Local	\$ 3,620	\$ 2,920	\$ 3,210	\$ 3,110	\$ 12,860
	Change (000s)	\$ -	\$ -	\$ 2,000	\$ 7,000	\$ 9,000
	Federal	\$ -	\$ -	\$ 1,600	\$ 5,600	\$ 7,200
	State/Local	\$ -	\$ -	\$ 400	\$ 1,400	\$ 1,800

PHASE DETAIL

Current		FY 2019		FY 2020		FY 2021		FY 2022		TOTAL		
Phase	Funding	Federal	State/Local	Federal	State/Local	Federal	State/Local	Federal	State/Local	Federal	State/Local	Total
PP	State	\$ -	\$ 60	\$ -	\$ 60	\$ -	\$ 30	\$ -	\$ 30	\$ -	\$ 180	\$ 180
	Various	\$ 240	\$ -	\$ 240	\$ -	\$ 120	\$ -	\$ 120	\$ -	\$ 720	\$ -	\$ 720
PE	State	\$ -	\$ 100	\$ -	\$ 100	\$ -	\$ 50	\$ -	\$ 50	\$ -	\$ 300	\$ 300
	Various	\$ 400	\$ -	\$ 400	\$ -	\$ 200	\$ -	\$ 200	\$ -	\$ 1,200	\$ -	\$ 1,200
RW	State	\$ -	\$ 60	\$ -	\$ 60	\$ -	\$ 30	\$ -	\$ 30	\$ -	\$ 180	\$ 180
	Various	\$ 240	\$ -	\$ 240	\$ -	\$ 120	\$ -	\$ 120	\$ -	\$ 720	\$ -	\$ 720
CO	State	\$ -	\$ 3,400	\$ -	\$ 2,700	\$ -	\$ 2,700	\$ -	\$ 1,600	\$ -	\$ 10,400	\$ 10,400
	Various	\$ 13,600	\$ -	\$ 10,800	\$ -	\$ 10,800	\$ -	\$ 6,400	\$ -	\$ 41,600	\$ -	\$ 41,600
Other		\$ -	\$ -	\$ -	\$ -	\$ -	\$ -	\$ -	\$ -	\$ -	\$ -	\$ -
Total		\$ 14,480	\$ 3,620	\$ 11,680	\$ 2,920	\$ 11,240	\$ 2,810	\$ 6,840	\$ 1,710	\$ 44,240	\$ 11,060	\$ 55,300

Proposed		FY 2019		FY 2020		FY 2021		FY 2022		TOTAL		
Phase	Funding	Federal	State/Local	Federal	State/Local	Federal	State/Local	Federal	State/Local	Federal	State/Local	Total
PP	State	\$ -	\$ 60	\$ -	\$ 60	\$ -	\$ 130	\$ -	\$ 30	\$ -	\$ 280	\$ 280
	Various	\$ 240	\$ -	\$ 240	\$ -	\$ 520	\$ -	\$ 120	\$ -	\$ 1,120	\$ -	\$ 1,120
PE	State	\$ -	\$ 100	\$ -	\$ 100	\$ -	\$ 50	\$ -	\$ 50	\$ -	\$ 300	\$ 300
	Various	\$ 400	\$ -	\$ 400	\$ -	\$ 200	\$ -	\$ 200	\$ -	\$ 1,200	\$ -	\$ 1,200
RW	State	\$ -	\$ 60	\$ -	\$ 60	\$ -	\$ 30	\$ -	\$ 30	\$ -	\$ 180	\$ 180
	Various	\$ 240	\$ -	\$ 240	\$ -	\$ 120	\$ -	\$ 120	\$ -	\$ 720	\$ -	\$ 720
CO	State	\$ -	\$ 3,400	\$ -	\$ 2,700	\$ -	\$ 3,000	\$ -	\$ 3,000	\$ -	\$ 12,100	\$ 12,100
	Various	\$ 13,600	\$ -	\$ 10,800	\$ -	\$ 12,000	\$ -	\$ 12,000	\$ -	\$ 48,400	\$ -	\$ 48,400
Other		\$ -	\$ -	\$ -	\$ -	\$ -	\$ -	\$ -	\$ -	\$ -	\$ -	\$ -
Total		\$ 14,480	\$ 3,620	\$ 11,680	\$ 2,920	\$ 12,840	\$ 3,210	\$ 12,440	\$ 3,110	\$ 51,440	\$ 12,860	\$ 64,300

MARYLAND STATEWIDE TIP FY 2019-2022

MDOT STIP # RU Safety/Spot MC #19-52 03/17/2020 (con

PHASE DETAIL (cont'd)

Change		FY 2019		FY 2020		FY 2021		FY 2022		TOTAL		
Phase	Funding	Federal	State/Local	Federal	State/Local	Federal	State/Local	Federal	State/Local	Federal	State/Local	Total
PP	State	\$ -	\$ -	\$ -	\$ -	\$ -	\$ 100	\$ -	\$ -	\$ -	\$ 100	\$ 100
	Various	\$ -	\$ -	\$ -	\$ -	\$ 400	\$ -	\$ -	\$ -	\$ 400	\$ -	\$ 400
PE	State	\$ -	\$ -	\$ -	\$ -	\$ -	\$ -	\$ -	\$ -	\$ -	\$ -	\$ -
	Various	\$ -	\$ -	\$ -	\$ -	\$ -	\$ -	\$ -	\$ -	\$ -	\$ -	\$ -
RW	State	\$ -	\$ -	\$ -	\$ -	\$ -	\$ -	\$ -	\$ -	\$ -	\$ -	\$ -
	Various	\$ -	\$ -	\$ -	\$ -	\$ -	\$ -	\$ -	\$ -	\$ -	\$ -	\$ -
CO	State	\$ -	\$ -	\$ -	\$ -	\$ -	\$ 300	\$ -	\$ 1,400	\$ -	\$ 1,700	\$ 1,700
	Various	\$ -	\$ -	\$ -	\$ -	\$ 1,200	\$ -	\$ 5,600	\$ -	\$ 6,800	\$ -	\$ 6,800
Other		\$ -	\$ -	\$ -	\$ -	\$ -	\$ -	\$ -	\$ -	\$ -	\$ -	\$ -
Total		\$ -	\$ -	\$ -	\$ -	\$ 1,600	\$ 400	\$ 5,600	\$ 1,400	\$ 7,200	\$ 1,800	\$ 9,000

TOTAL PROJECT COST

Prior Cost (≤ FY 2018)	STIP Cost (FY 2019-2022)		Balance to Complete (≥ FY 2023)		Total Project Cost	
Federal	\$ -	Federal \$ 51,440	Federal	\$ -	Federal	\$ 51,440
State/Local	\$ -	State/Local \$ 12,860	State/Local	\$ -	State/Local	\$ 12,860
Total	\$ -	Total \$ 64,300	Total	\$ -	Total	\$ 64,300