

MDOT[™]
MARYLAND DEPARTMENT
OF TRANSPORTATION

STATE HIGHWAY
ADMINISTRATION

MDOT SHA STATEWIDE



PROJECT: Coordinated Highway Action Response Team (CHART)

DESCRIPTION: Install advanced traffic management system and advanced traffic information system technologies on Interstate highways and arterials statewide. Technologies include cameras, traffic detectors, weather sensors, dynamic message signs, highway advisory radios, web sites and telecommunication networks. This program also includes the new National Electric Vehicle Infrastructure (NEVI) funding from the federal Infrastructure Investment and Jobs Act.

PURPOSE & NEED SUMMARY STATEMENT: Operating the existing system more efficiently through the application of Intelligent Transportation System technologies and interagency teamwork will reduce the need for costly expansion projects. The new NEVI funds will help build out the electric charging network for the growing numbers of electric vehicles in the State of Maryland.

STATE GOALS : Maryland Transportation Plan (MTP) Goals/Selection Criteria:

- | | |
|---|--|
| <input checked="" type="checkbox"/> Safe, Secure, and Resilient | <input checked="" type="checkbox"/> Quality & Efficiency |
| <input checked="" type="checkbox"/> Maintain & Modernize | <input type="checkbox"/> Environmental Protection |
| <input checked="" type="checkbox"/> Economic Opportunity & Reduce Congestion | <input type="checkbox"/> Fiscal Responsibility |
| <input checked="" type="checkbox"/> Better Transportation Choices & Connections | |

SMART GROWTH STATUS: Project Not Location Specific Not Subject to PFA Law

- | | |
|--|---|
| <input type="checkbox"/> Project Inside PFA | <input type="checkbox"/> Grandfathered |
| <input type="checkbox"/> Project Outside PFA | <input type="checkbox"/> Exception Will Be Required |
| <input type="checkbox"/> PFA Status Yet to Be Determined | <input type="checkbox"/> Exception Granted |

EXPLANATION: Projects in the CHART program aid in the reduction of travel time, reduce congestion and provide critical traffic information for the traveling public, which improves movement of both passengers and freight. Messages on dynamic message boards provide information to aid in the safety and security of travelers.

STATUS: This represents a summary of the Statewide CHART program. Individual projects are shown in the System Preservation Minor Projects Program pages in the county where the project is located.

SIGNIFICANT CHANGE FROM FY 2022 - 27 CTP: The funding increase of \$66.4 million is primarily due to the inclusion of the National Electric Vehicle Infrastructure funds and the addition of FY 28.

POTENTIAL FUNDING SOURCE: SPECIAL FEDERAL GENERAL OTHER

PHASE	TOTAL		EXPENDED IN 2022	CURRENT YEAR 2023	BUDGET YEAR 2024	PROJECTED CASH REQUIREMENTS FOR PLANNING PURPOSES ONLY				SIX YEAR TOTAL	BALANCE TO COMPLETE
	ESTIMATED COST (\$000)	EXPENDED THRU 2022				...2025...	...2026...	...2027...	...2028...		
Planning	34,151	22,775	782	3,381	3,131	2,616	616	1,016	616	11,376	0
Engineering	37,578	12,168	2,308	3,610	3,400	3,400	4,800	5,200	5,000	25,410	0
Right-of-way	0	0	0	0	0	0	0	0	0	0	0
Utilities	654	208	154	30	0	115	70	131	100	446	0
Construction	141,896	25,529	4,832	6,764	22,310	16,958	21,481	23,443	25,411	116,367	0
Total	214,279	60,681	8,076	13,785	28,841	23,089	26,967	29,790	31,127	153,599	0
Federal-Aid	172,709	36,414	6,469	11,244	25,846	20,361	24,232	26,940	27,673	136,295	0
Special	41,570	24,267	1,607	2,541	2,995	2,728	2,736	2,850	3,454	17,304	0
Other	0	0	0	0	0	0	0	0	0	0	0

Classification:

STATE - N/A

FEDERAL - N/A

STATE SYSTEM: N/A

Estimated Annual Average Daily Traffic (vehicles per day)

CURRENT N/A (2022)

PROJECTED N/A (2042)



PROJECT: Sidewalk Program

DESCRIPTION: This program provides matching funds for the construction of sidewalks adjacent to MDOT SHA highways and implementation of the Pedestrian Safety Action Plan and other Vision Zero projects.

PURPOSE & NEED SUMMARY STATEMENT: Program supports community revitalization efforts and efforts to encourage pedestrian usage of sidewalks along MDOT SHA highways.

STATE GOALS : Maryland Transportation Plan (MTP) Goals/Selection Criteria:

- | | |
|---|--|
| <input checked="" type="checkbox"/> Safe, Secure, and Resilient | <input checked="" type="checkbox"/> Quality & Efficiency |
| <input checked="" type="checkbox"/> Maintain & Modernize | <input checked="" type="checkbox"/> Environmental Protection |
| <input type="checkbox"/> Economic Opportunity & Reduce Congestion | <input type="checkbox"/> Fiscal Responsibility |
| <input checked="" type="checkbox"/> Better Transportation Choices & Connections | |

SMART GROWTH STATUS: Project Not Location Specific Not Subject to PFA Law

- | | |
|--|---|
| <input type="checkbox"/> Project Inside PFA | <input type="checkbox"/> Grandfathered |
| <input type="checkbox"/> Project Outside PFA | <input type="checkbox"/> Exception Will Be Required |
| <input type="checkbox"/> PFA Status Yet to Be Determined | <input type="checkbox"/> Exception Granted |

EXPLANATION: This program supports pedestrian and Vision Zero safety improvements, community revitalization and other efforts to encourage pedestrian usage of sidewalks along MDOT SHA highways. It also provides safer access to transit service for both bus and fixed rail systems.

STATUS: Individual projects are shown in the System Preservation Minor Projects Program pages in the county where the project is located.

SIGNIFICANT CHANGE FROM FY 2022 - 27 CTP: The funding increase of \$85.2 million is primarily due to the addition of funding for implementation of the Pedestrian Safety Action Plan and other Vision Zero improvements enabled by the IIJA increases.

POTENTIAL FUNDING SOURCE:

- SPECIAL FEDERAL GENERAL OTHER

PHASE	TOTAL		EXPENDED IN 2022	CURRENT YEAR 2023	BUDGET YEAR 2024	PROJECTED CASH REQUIREMENTS FOR PLANNING PURPOSES ONLY				SIX YEAR TOTAL	BALANCE TO COMPLETE
	ESTIMATED COST (\$000)	EXPENDED THRU 2022				...2025...	...2026...	...2027...	...2028...		
Planning	12,969	479	129	1,290	2,600	1,600	2,500	2,500	2,000	12,490	0
Engineering	38,265	3,906	1,280	3,601	5,753	3,206	6,600	7,600	7,600	34,360	0
Right-of-way	308	28	21	130	150	0	0	0	0	280	0
Utilities	1,092	212	80	330	150	400	0	0	0	880	0
Construction	88,153	8,655	1,268	1,961	9,939	11,685	14,949	18,595	22,368	79,497	0
Total	140,787	13,280	2,778	7,312	18,592	16,891	24,049	28,695	31,968	127,507	0
Federal-Aid	106,820	6,129	1,484	5,830	15,578	14,089	17,991	22,136	25,067	100,691	0
Special	33,968	7,152	1,294	1,482	3,014	2,802	6,058	6,559	6,901	26,816	0
Other	0	0	0	0	0	0	0	0	0	0	0

Classification:

STATE - N/A

FEDERAL - N/A

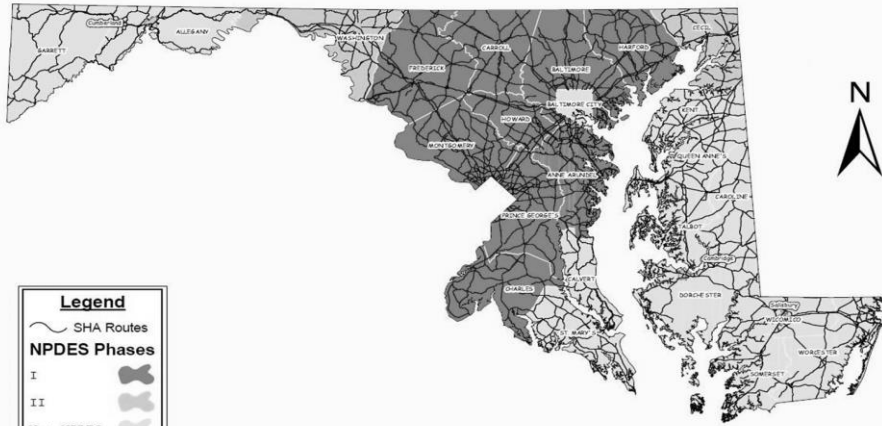
STATE SYSTEM: N/A

Estimated Annual Average Daily Traffic (vehicles per day)

CURRENT (2022) N/A

PROJECTED (2042) N/A

NPDES Jurisdictions



PROJECT: Total Maximum Daily Load (TMDL)

DESCRIPTION: Plan, design, and construct storm water controls and alternative water quality improvement strategies in Maryland counties in order to meet the US Environmental Protection Agency (EPA) Chesapeake Bay Total Maximum Daily Load (TMDL) requirements. These strategies support the goal of protecting and restoring the Chesapeake Bay watershed. The implementation will follow the State of Maryland's commitment in its Watershed Implementation Plan.

PURPOSE & NEED SUMMARY STATEMENT: The MDOT SHA is required to adhere to the Chesapeake Bay TMDL and local TMDLs as a result of its National Pollutant Discharge Elimination System (NPDES) Municipal Separate Storm Sewer System Permit (MS4). This programmatic effort is needed to ensure permit compliance and supports the ultimate goal of improved water quality in Maryland streams, creeks, rivers, and the Chesapeake Bay.

STATE GOALS : Maryland Transportation Plan (MTP) Goals/Selection Criteria:

- Safe, Secure, and Resilient
- Maintain & Modernize
- Economic Opportunity & Reduce Congestion
- Better Transportation Choices & Connections
- Quality & Efficiency
- Environmental Protection
- Fiscal Responsibility

SMART GROWTH STATUS: Project Not Location Specific Not Subject to PFA Law

- Project Inside PFA
- Project Outside PFA
- PFA Status Yet to Be Determined
- Grandfathered
- Exception Will Be Required
- Exception Granted

STATUS: Planning, Engineering, Right-of-Way, and Construction underway.

EXPLANATION: The MDOT SHA is required to adhere to the Chesapeake Bay TMDL and local TMDLs as a result of its National Pollutant Discharge Elimination System (NPDES) Municipal Separate Storm Sewer System Permit (MS4). This programmatic effort is needed to ensure permit compliance and supports the ultimate goal of improved water quality in Maryland streams, creeks, rivers, and the Chesapeake Bay.

SIGNIFICANT CHANGE FROM FY 2022 - 27 CTP: The funding increase of \$34.9 million is primarily due to the addition of FY 28 to the program.

POTENTIAL FUNDING SOURCE:

- SPECIAL FEDERAL GENERAL OTHER

PHASE	TOTAL		EXPENDED IN 2022	CURRENT YEAR 2023	BUDGET YEAR 2024	PROJECTED CASH REQUIREMENTS FOR PLANNING PURPOSES ONLY				SIX YEAR TOTAL	BALANCE TO COMPLETE
	ESTIMATED COST (\$000)	EXPENDED THRU 2022				...2025...	...2026...	...2027...	...2028...		
Planning	40,165	29,269	540	1,546	850	1,000	2,500	2,500	2,500	10,896	0
Engineering	165,875	145,344	458	3,281	1,250	2,500	4,500	4,500	4,500	20,531	0
Right-of-way	9,778	5,613	0	415	250	500	1,000	1,000	1,000	4,165	0
Utilities	33	21	15	12	0	0	0	0	0	12	0
Construction	442,673	322,448	12,482	6,905	12,067	16,642	26,936	27,143	30,532	120,225	0
Total	658,523	502,694	13,495	12,159	14,417	20,642	34,936	35,143	38,532	155,829	0
Federal-Aid	206,381	129,219	11,172	4,377	10,841	14,541	15,734	15,786	15,883	77,162	0
Special	452,142	373,475	2,323	7,782	3,576	6,101	19,202	19,357	22,649	78,667	0
Other	0	0	0	0	0	0	0	0	0	0	0

Classification:

STATE - N/A

FEDERAL - N/A

STATE SYSTEM: N/A

Estimated Annual Average Daily Traffic (vehicles per day)

CURRENT N/A (2022)

PROJECTED N/A (2042)



PROJECT: Traffic Relief Plan (Phase 2) Smart Traffic Signals

DESCRIPTION: The system uses real-time traffic conditions and computer software that adjusts the timing of traffic signals, synchronizes the entire corridor, and effectively deploys artificial intelligence to keep traffic moving.

PURPOSE & NEED SUMMARY STATEMENT: Deploying cutting-edge Smart Traffic Signals will improve traffic operations and ease congestion.

STATE GOALS : Maryland Transportation Plan (MTP) Goals/Selection Criteria:

- Safe, Secure, and Resilient
- Maintain & Modernize
- Economic Opportunity & Reduce Congestion
- Better Transportation Choices & Connections
- Quality & Efficiency
- Environmental Protection
- Fiscal Responsibility

SMART GROWTH STATUS: Project Not Location Specific Not Subject to PFA Law

- Project Inside PFA
- Project Outside PFA
- PFA Status Yet to Be Determined
- Grandfathered
- Exception Will Be Required
- Exception Granted

STATUS: Engineering and Construction underway.

EXPLANATION: The Smart Traffic Signals will improve traffic operations and reduce congestion.

SIGNIFICANT CHANGE FROM FY 2022 - 27 CTP: None.

POTENTIAL FUNDING SOURCE:

- SPECIAL FEDERAL GENERAL OTHER

PHASE	TOTAL		EXPENDED IN 2022	CURRENT YEAR 2023	BUDGET YEAR 2024	PROJECTED CASH REQUIREMENTS FOR PLANNING PURPOSES ONLY				SIX YEAR TOTAL	BALANCE TO COMPLETE
	ESTIMATED COST (\$000)	EXPENDED THRU 2022				...2025...	...2026...	...2027...	...2028...		
Planning	3,071	1,169	118	271	543	544	544	0	0	1,902	0
Engineering	4,602	1,644	180	443	654	1,207	654	0	0	2,958	0
Right-of-way	0	0	0	0	0	0	0	0	0	0	0
Utilities	396	47	1	3	35	121	121	69	0	349	0
Construction	42,281	8,669	943	72	3,354	11,739	11,739	6,708	0	33,612	0
Total	50,350	11,529	1,242	789	4,586	13,611	13,058	6,777	0	38,821	0
Federal-Aid	42,730	6,087	1,134	760	4,350	12,843	12,317	6,373	0	36,643	0
Special	7,571	5,393	60	29	236	768	741	404	0	2,178	0
Other	48	48	48	0	0	0	0	0	0	0	0

Classification:

STATE - N/A

FEDERAL - N/A

STATE SYSTEM: N/A

Estimated Annual Average Daily Traffic (vehicles per day)

CURRENT N/A (2022)

PROJECTED N/A (2042)



PROJECT: I-270, Eisenhower Memorial Highway, and I-495, Capital Beltway - Phase 1

DESCRIPTION: Phase 1 includes the addition of managed lanes from the American Legion Bridge (ALB) to I-70, including replacement of the ALB and includes the NEPA study for Phase 1 North (I-370 to I-70). Phase 1 South (ALB to I-370) will leverage \$3.5 billion in construction funding, \$145 million in developer rights fees to offset MDOT costs, and \$5 million for Vision Zero efforts. In addition, the project will provide \$300 million to support transit services, \$50 million for community grants, \$25 million for emerging technologies over the operating term of the agreement (45 years). Phase 1 North, will also leverage a multi-billion dollar private construction investment as well as provide future financial benefits to the State of Maryland. Upon financial close and as part of the upfront payment for Phase 1 South and in consultation with Montgomery County, \$60 million will support the design of one of Montgomery County's transit priorities.

PURPOSE & NEED SUMMARY STATEMENT: The purpose of the I-495 & I-270 Public-Private Partnership (P3) Program is to provide long-term congestion relief on I-495 and I-270 by providing new options and opportunities for travelers while also being responsible to the community and the environment.

SMART GROWTH STATUS: Project Not Location Specific Not Subject to PFA Law

Project Inside PFA Grandfathered
 Project Outside PFA Exception Will Be Required
 PFA Status Yet to Be Determined Exception Granted

STATUS: Project planning and preliminary engineering for Phase 1 South (ALB to I-370) is underway.

SIGNIFICANT CHANGE FROM FY 2022 - 27 CTP: The funding increase of \$240.0 million is for Phase 1 South engineering and for Phase 1 North planning and engineering.

POTENTIAL FUNDING SOURCE:

SPECIAL FEDERAL GENERAL OTHER

PHASE	TOTAL		EXPENDED IN YEAR	CURRENT YEAR	BUDGET YEAR	PROJECTED CASH REQUIREMENTS FOR PLANNING PURPOSES ONLY				SIX YEAR TOTAL	BALANCE TO COMPLETE
	ESTIMATED COST (\$000)	EXPENDED THRU 2022				...2025...	...2026...	...2027...	...2028...		
Planning	81,010	53,418	26,690	7,592	10,000	10,000	0	0	0	27,592	0
Engineering	258,000	14,558	14,558	30,442	54,000	55,000	45,000	45,000	14,000	243,442	0
Right-of-way	0	0	0	0	0	0	0	0	0	0	0
Utilities	0	0	0	0	0	0	0	0	0	0	0
Construction	0	0	0	0	0	0	0	0	0	0	0
Total	339,009	67,975	41,247	38,034	64,000	65,000	45,000	45,000	14,000	271,034	0
Federal-Aid	209,700	0	0	0	57,600	58,500	40,500	40,500	12,600	209,700	0
Special	129,309	67,975	41,247	38,034	6,400	6,500	4,500	4,500	1,400	61,334	0
Other	0	0	0	0	0	0	0	0	0	0	0

Classification:

STATE - Principal Arterial

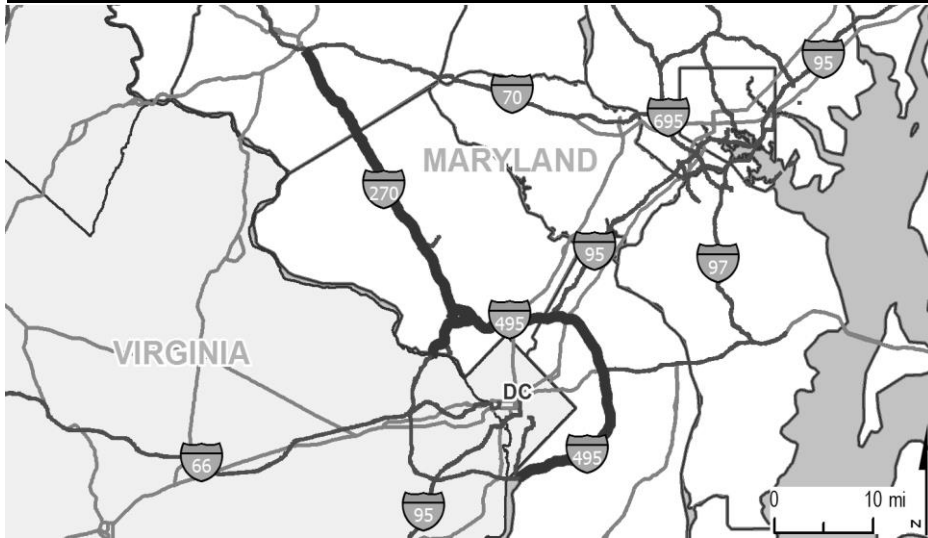
FEDERAL - Interstate

STATE SYSTEM: Primary

Estimated Annual Average Daily Traffic (vehicles per day)

CURRENT N/A (2022)

PROJECTED N/A (2042)



PROJECT: I-270 and I-495, Capital Beltway - Full Delivery Stream Restoration

DESCRIPTION: Full-delivery stream and wetland mitigation services in multiple watersheds.

PURPOSE & NEED SUMMARY STATEMENT: The purpose is to develop and provide compensatory stream and wetland mitigation credits to support MDOT SHA projects in the watersheds. Projects may include those developed under the I-495 & I-270 P3 Program or other MDOT SHA projects requiring compensatory mitigation in those watersheds.

SMART GROWTH STATUS: Project Not Location Specific Not Subject to PFA Law

Project Inside PFA
 Project Outside PFA
 PFA Status Yet to Be Determined

 Grandfathered
 Exception Will Be Required
 Exception Granted

STATUS: Engineering underway.

SIGNIFICANT CHANGE FROM FY 2022 - 27 CTP: The funding decrease of \$2.5 million is due to a reduction in the number of sites being advanced.

POTENTIAL FUNDING SOURCE:

SPECIAL FEDERAL GENERAL OTHER

PHASE	TOTAL		EXPENDED IN 2022	CURRENT YEAR 2023	BUDGET YEAR 2024	PROJECTED CASH REQUIREMENTS FOR PLANNING PURPOSES ONLY				SIX YEAR TOTAL	BALANCE TO COMPLETE
	ESTIMATED COST (\$000)	EXPENDED THRU 2022				...2025...	...2026...	...2027...	...2028...		
Planning	0	0	0	0	0	0	0	0	0	0	0
Engineering	9,538	8,473	3,937	1,065	0	0	0	0	0	1,065	0
Right-of-way	0	0	0	0	0	0	0	0	0	0	0
Utilities	0	0	0	0	0	0	0	0	0	0	0
Construction	(0)	(0)	0	0	0	0	0	0	0	0	0
Total	9,538	8,473	3,937	1,065	0	0	0	0	0	1,065	0
Federal-Aid	6,484	6,015	1,983	469	0	0	0	0	0	469	0
Special	3,054	2,458	1,954	596	0	0	0	0	0	596	0
Other	0	0	0	0	0	0	0	0	0	0	0

Classification:

STATE - Principal Arterial

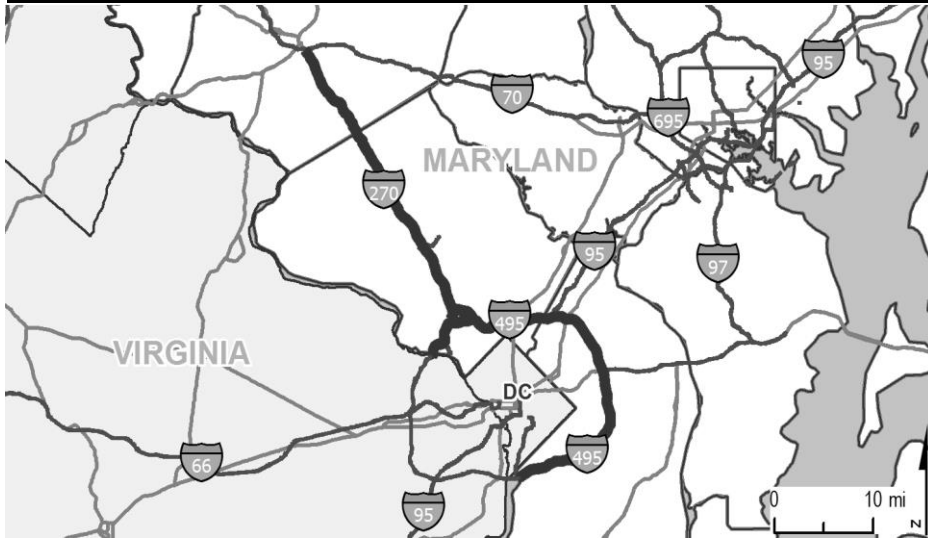
FEDERAL - Interstate

STATE SYSTEM: Primary

Estimated Annual Average Daily Traffic (vehicles per day)

CURRENT (2022) N/A

PROJECTED (2042) N/A



PROJECT: I-270, Eisenhower Memorial Highway, and I-495, Capital Beltway - P3 Program

DESCRIPTION: Planning and preliminary design activities in support of the Traffic Relief Plan, which is considering managed lanes along I-270 and I-495, including the Managed Lane Study.

PURPOSE & NEED SUMMARY STATEMENT: The purpose of the I-495 & I-270 Public-Private Partnership (P3) Program is to provide long-term congestion relief on I-495 and I-270 by providing new options and opportunities for travelers while also being responsible to the community and the environment.

SMART GROWTH STATUS: Project Not Location Specific Not Subject to PFA Law

Project Inside PFA
 Project Outside PFA
 PFA Status Yet to Be Determined

 Grandfathered
 Exception Will Be Required
 Exception Granted

STATUS: Project planning and preliminary engineering for Phase 1 South (American Legion Bridge to I-370) is underway (Statewide Line #5).

SIGNIFICANT CHANGE FROM FY 2022 - 27 CTP: The funding decrease of \$1.2 million is for an accounting adjustment to the Managed Lane Study.

POTENTIAL FUNDING SOURCE:

SPECIAL FEDERAL GENERAL OTHER

PHASE	TOTAL		EXPENDED IN 2022	CURRENT YEAR 2023	BUDGET YEAR 2024	PROJECTED CASH REQUIREMENTS FOR PLANNING PURPOSES ONLY				SIX YEAR TOTAL	BALANCE TO COMPLETE
	ESTIMATED COST (\$000)	EXPENDED THRU 2022				...2025...	...2026...	...2027...	...2028...		
Planning	129,228	129,228	(1,240)	0	0	0	0	0	0	0	0
Engineering	0	0	0	0	0	0	0	0	0	0	0
Right-of-way	0	0	0	0	0	0	0	0	0	0	0
Utilities	0	0	0	0	0	0	0	0	0	0	0
Construction	0	0	0	0	0	0	0	0	0	0	0
Total	129,228	129,228	(1,240)	0	0	0	0	0	0	0	0
Federal-Aid	8,024	8,024	(1,459)	0	0	0	0	0	0	0	0
Special	121,205	121,205	220	0	0	0	0	0	0	0	0
Other	0	0	0	0	0	0	0	0	0	0	0

Classification:

STATE - Principal Arterial

FEDERAL - Interstate

STATE SYSTEM: Primary

Estimated Annual Average Daily Traffic (vehicles per day)

CURRENT N/A (2022)

PROJECTED N/A (2042)



PROJECT: Highway User Revenue

DESCRIPTION: Highway User Revenue (HUR) are funds that are distributed from the Transportation Trust Fund to Baltimore City, local counties and municipalities for the benefit of local road systems. The calculation of local funding is based on a formula that incorporates roadway lane miles maintained by the jurisdiction and the number of registered vehicles in that jurisdiction.

PURPOSE & NEED SUMMARY STATEMENT: Chapter 330, Laws of Maryland 2018 increases the allocation of HUR to Baltimore City, the counties and the municipalities from 9.6% to 13.5% of the funds credited to the Gasoline and Motor Vehicle Revenue Account (GMVRA). This increased allocation is for five fiscal years (FY 2020 - FY 2024). Chapter 330 also changes the definition of HUR from funds in the GMVRA to capital grants appropriated to the local jurisdictions. These changes were effective July 1, 2019. This increases local transportation funding and is included in the six year CTP total funding level.

SMART GROWTH STATUS: Project Not Location Specific Not Subject to PFA Law

- Project Inside PFA
- Project Outside PFA
- PFA Status Yet to Be Determined
- Grandfathered
- Exception Will Be Required
- Exception Granted

STATUS: Funding ongoing.

SIGNIFICANT CHANGE FROM FY 2022 - 27 CTP: The increase in the project funding allocation is a result of Chapter 240 of 2022 to provide more funding to local jurisdictions. HUR funding amounts are based on estimates only and are based on MDOT's financial plan as of December 19, 2022.

POTENTIAL FUNDING SOURCE: SPECIAL FEDERAL GENERAL OTHER

PHASE	TOTAL		EXPENDED IN 2022	CURRENT YEAR 2023	BUDGET YEAR 2024	PROJECTED CASH REQUIREMENTS FOR PLANNING PURPOSES ONLY				SIX YEAR TOTAL	BALANCE TO COMPLETE
	ESTIMATED COST (\$000)	EXPENDED THRU 2022				...2025...	...2026...	...2027...	...2028...		
Planning	0	0	0	0	0	0	0	0	0	0	0
Engineering	0	0	0	0	0	0	0	0	0	0	0
Right-of-way	0	0	0	0	0	0	0	0	0	0	0
Utilities	0	0	0	0	0	0	0	0	0	0	0
Construction	4,129,871	776,636	279,220	274,257	331,426	391,103	448,001	460,867	362,998	2,268,652	1,084,583
Total	4,129,871	776,636	279,220	274,257	331,426	391,103	448,001	460,867	362,998	2,268,652	1,084,583
Federal-Aid	0	0	0	0	0	0	0	0	0	0	0
Special	4,129,871	776,636	279,220	274,257	331,426	391,103	448,001	460,867	362,998	2,268,652	1,084,583
Other	0	0	0	0	0	0	0	0	0	0	0

Classification:

STATE - N/A

FEDERAL - N/A

STATE SYSTEM: N/A

Estimated Annual Average Daily Traffic (vehicles per day)

CURRENT N/A (2022)

PROJECTED N/A (2042)

MINOR PROJECTS PROGRAM
(Dollars in Thousands)

STATE HIGHWAY ADMINISTRATION - Statewide - LINE 9

PROJECT ID	ROUTE NUMBER	PROJECT NAME	TOTAL PROGRAMMED COST	STATUS
Bridge Replacement/Rehabilitation				
XX163P	-	PRESERVATION OF MINOR REHAB OF FIXED BRIDGES, CULVERTS AND RETAINING WALLS	\$ 16,267	Completed
XX163R	-	PRESERVATION OF MINOR REHAB OF MOVEABLE AND FIXED BRIDGES, CULVERTS AND WALLS	\$ 15,529	Completed
AZ2221	-	CLEANING AND PAINTING OF BRIDGES 2200301, 2200302, 2204500, 2301300, 2303100, AND 2303300	\$ 3,714	FY 2023
AZ2561	-	AREAWIDE BRIDGE INSPECTION	\$ 4,860	FY 2023
AZ2571	-	BRIDGE INSPECTION AT VARIOUS LOCATIONS	\$ 4,860	FY 2023
XX163W	-	BRIDGE REHABILITATION-PRESERVATION AND MINOR REHAB OF FIXED BRIDGES, CULVERTS, AND RETAINING WALLS	\$ 16,428	FY 2023
AX4144	-	STATEWIDE BRIDGE INSPECTION	\$ 4,183	Under Construction
AZ0292	-	STATEWIDE BRIDGE INSPECTION	\$ 4,028	Under Construction
XX163S	-	PRESERVATION AND MINOR REHAB OF FIXED BRIDGES, CULVERTS, AND RETAINING WALLS	\$ 16,097	Under Construction
XX163T	-	FIXED BRIDGES, CULVERTS, AND RETAINING WALLS	\$ 16,114	Under Construction
XX163U	-	PRESERVATION AND MINOR REHAB OF MOVABLE & FIXED BRIDGES, CULVERTS, & RETAINING WALLS	\$ 15,528	Under Construction
XX163V	-	PRESERVATION AND MINOR REHAB OF FIXED BRIDGES, CULVERTS, AND WALLS IN DISTRICT 6	\$ 5,257	Under Construction
C.H.A.R.T. Projects				
AX1225	-	SOC FLOOR RECONFIGURATION - CHART (CONSTRUCTION)	\$ 5,861	Completed
AT6204	-	MISCELLANEOUS-STATEWIDE CHART DMS DEPLOYMENT - PHASE 5	\$ 5,797	Under Construction
AT6205	-	MISCELLANEOUS-STATEWIDE CHART DMS DEPLOYMENT - PHASE 6	\$ 5,688	Under Construction
AZ0401	-	US 1 IN HOWARD, ANNE ARUNDEL, AND BALTIMORE COUNTIES	\$ 7,360	Under Construction
Environmental Preservation				
AT3132	-	LANDSCAPE INSTALLATION AND ESTABLISHMENT AT VARIOUS LOCATIONS IN KENT, QUEEN ANNE'S, AND TALBOT COUNTIES	\$ 306	FY 2023
AZ0791	-	LANDSCAPE AT VARIOUS LOCATIONS IN ALLEGANY AND WASHINGTON COUNTIES	\$ 141	FY 2023
AT0442	-	LANDSCAPE-AT VARIOUS LOCATIONS IN DISTRICT 5	\$ 1,963	Under Construction
AX4472	-	LANDSCAPE-AT VARIOUS LOCATIONS IN DISTRICT 3	\$ 403	Under Construction
AZ0715	-	AT VARIOUS LOCATIONS IN MONTGOMERY AND PRINCE GEORGE'S COUNTIES	\$ 553	Under Construction

* Project funding enabled by IJJA increases.

MINOR PROJECTS PROGRAM
(Dollars in Thousands)

STATE HIGHWAY ADMINISTRATION - Statewide - LINE 9

PROJECT ID	ROUTE NUMBER	PROJECT NAME	TOTAL PROGRAMMED COST	STATUS
Noise Barriers				
AX685A	-	NOISE BARRIER PROGRAM ENGINEERING AND ASSET MANAGEMENT FOR FY 23 STATEWIDE	\$ 1,700	FY 2023
Resurface/Rehabilitate				
XX1713	-	ASPHALT PATCHING/BRIDGE APPROACHES IN CALVERT, CHARLES, AND ST. MARY'S COUNTY	\$ 1,222	Completed
XX1771	-	HIGH FRICTION SURFACE TREATMENT AT VARIOUS LOCATIONS	\$ 7,315	Completed
XX2261	-	SURFACE TREATMENT AT VARIOUS LOCATIONS IN CALVERT, CHARLES AND ST MARY'S COUNTY	\$ 2,438	Completed
XX2262	-	AREAWIDE CHIP SEAL AND FOG SEAL IN CALVERT, CHARLES AND ST. MARY'S COUNTIES	\$ 735	Completed
XX3347	-	AT VARIOUS LOCATIONS IN DISTRICT 7	\$ 2,295	Completed
XX412J	-	ASPHALT PATCHING/BRIDGE APPROCHES AT VARIOUS LOCATIONS IN ANNE ARUNDEL COUNTY	\$ 947	Completed
XY2293	-	JOINT SEALING-AT VARIOUS LOCATIONS IN MONTGOMERY AND PRINCE GEORGE'S COUNTIES	\$ 5,686	Completed
XY229B	-	AT VARIOUS LOCATIONS IN MONTGOMERY AND PRINCE GEORGE'S COUNTIES	\$ 5,062	Completed
XY2339	-	SIDEWALKS-AT VARIOUS LOCATIONS IN CAROLINE, CECIL, KENT, QUEEN ANNE'S AND TALBOT COUNTY	\$ 1,248	Completed
XY233C	-	AT VARIOUS LOCATIONS IN CAROLINE, CECEIL, KENT AND QUEEN ANNES'S COUNTY	\$ 1,381	Completed
XY233E	-	AREAWIDE SIDEWALK UPGRADES IN DISTRICT 7	\$ 3,003	Completed
XY2373	-	GUARD RAIL-AT VARIOUS LOCATIONS IN MONTGOMERY AND PRINCE GEORGE'S COUNTIES	\$ 2,472	Completed
XY2418	-	AT VARIOUS LOCATIONS IN CAROLINE, CECIL, KENT, QUEEN ANNE'S AND TALBOT COUNTY	\$ 610	Completed
XY241G	-	AT VARIOUS LOCATIONS IN ANNE ARUNDEL,CALVERT,CHARLES AND ST. MARY'S COUNTY	\$ 1,059	Completed
XY2428	-	VARIOUS LOCATIONS IN DORCHESTER, SOMERSET, WICOMICO, AND WORCESTER COUNTIES	\$ 1,547	Completed
XY242C	-	SIDEWALK, CONCRETE AND ADA COMPLIANCE IN ANNE ARUNDEL, CALVERT, AND CHARLES COUNTIES	\$ 1,214	Completed
XY244D	-	AT VARIOUS LOCATIONS IN BALTIMORE AND HARFORD COUNTY	\$ 569	Completed
XY244E	-	CHIP SEAL IN CAROLINE, CECIL, KENT, QUEEN ANNE'S AND TALBOT COUNTY	\$ 1,163	Completed
XY245B	-	GUARD RAIL-AT VARIOUS LOCATIONS IN DISTRICT 6	\$ 3,839	Completed
XY245D	-	AREAWIDE TRAFFIC BARRIER UPGRADES AT VARIOUS LOCATIONS IN BALTIMORE AND HARFORD COUNTIES	\$ 4,141	Completed

* Project funding enabled by IJJA increases.

MINOR PROJECTS PROGRAM
(Dollars in Thousands)

STATE HIGHWAY ADMINISTRATION - Statewide - LINE 9

PROJECT ID	ROUTE NUMBER	PROJECT NAME	TOTAL PROGRAMMED COST	STATUS
Resurface/Rehabilitate				
XY2463	-	SIDEWALKS-AT VARIOUS LOCATIONS IN MONTGOMERY AND PRINCE GEORGE'S COUNTIES	\$ 2,937	Completed
XY2479	-	TRAFFIC BARRIER UPGRADES AT VARIOUS LOCATIONS IN CAROLINE, CECIL, KENT, AND QUEEN ANNE'S COUNTY	\$ 1,288	Completed
XY2507	-	PAVEMENT MARKING-AT VARIOUS LOCATIONS IN DISTRICT 7	\$ 3,989	Completed
XY250C	-	AT VARIOUS LOCATIONS IN ANNE ARUNDEL, CALVERT, CHARLES	\$ 1,767	Completed
XY252H	-	UTBWC AT VARIOUS LOCATIONS IN CAROLINE, CECIL, KENT, QUEEN ANNE'S	\$ 2,670	Completed
XY258H	-	MICRO-SURFACING AND FOG SEAL VARIOUS LOCATIONS IN CAROLINE, CECIL, KENT, QUEEN ANNE'S	\$ 2,366	Completed
AZ2271	IS68	NATIONAL FREEWAY - WEST OF MD 546 IN GARRETT COUNTY TO EAST OF ALLEGANY COUNTY LINE	\$ 3,428	FY 2023
XX127A	-	VARIOUS LOCATIONS IN CARROLL AND FREDERICK COUNTY	\$ 3,258	FY 2023
XX1781	-	AT VARIOUS LOCATIONS - STATEWIDE	\$ 3,848	FY 2023
XX179C	-	AT VARIOUS LOCATIONS IN ANNE ARUNDEL, CALVERT, CHARLES AND ST. MARY'S COUNTIES	\$ 3,030	FY 2023
XX2324	-	ADA SIDEWALK UPGRADES IN VARIOUS LOCATIONS IN DORCHESTER, SOMERSET, WICOMICO, AND WORCESTER COUNTIES	\$ 1,300	FY 2023
XX3764	-	SAFETY AND RESURFACE-AT VARIOUS LOCATIONS ON NHS IN BALTIMORE AND HARFORD COUNTIES	\$ 15,244	FY 2023
XX386B	-	SAFETY AND RESURFACE-AT VARIOUS LOCATIONS ON IS ROUTES IN BALTIMORE AND HARFORD COUNTIES	\$ 14,970	FY 2023
XY241U	-	AT VARIOUS LOCATIONS IN CARROLL, FREDERICK, AND HOWARD COUNTIES	\$ 3,208	FY 2023
XY244F	-	AT VARIOUS LOCATIONS IN CARROLL, FREDERICK, AND HOWARD COUNTIES	\$ 3,167	FY 2023
XY2464	-	CONCRETE SIDEWALK AND PEDESTRIAN IMPROVEMENTS IN BALTIMORE AND HARFORD COUNTIES	\$ 2,814	FY 2023
XY250L	-	PAVEMENT MARKING AT VARIOUS LOCATIONS IN MONTGOMERY AND PRINCE GEORGE'S COUNTIES	\$ 3,215	FY 2023
XY251M	-	PAVEMENT MARKING AT VARIOUS LOCATIONS IN CARROLL, FREDERICK, AND HOWARD COUNTIES	\$ 2,281	FY 2023
XY254A	-	PAVEMENT MARKING-AT VARIOUS LOCATIONS IN MONTGOMERY AND PRINCE GEORGE'S COUNTIES	\$ 4,092	FY 2023
XY2601	-	PATCHING AT VARIOUS LOCATIONS IN DORCHESTER, SOMERSET, WICOMICO AND WORCESTER COUNTIES	\$ 2,626	FY 2023
XX112A	-	VARIOUS INTERSTATES IN MONTGOMERY AND PRINCE GEORGE'S COUNTIES	\$ 5,499	Under Construction
XX1325	-	AT VARIOUS LOCATIONS IN ANNE ARUNDEL, CALVERT, CHARLES, AND ST. MARY'S COUNTIES	\$ 1,665	Under Construction

* Project funding enabled by IJIA increases.

MINOR PROJECTS PROGRAM
(Dollars in Thousands)

STATE HIGHWAY ADMINISTRATION - Statewide - LINE 9

PROJECT ID	ROUTE NUMBER	PROJECT NAME	TOTAL PROGRAMMED COST	STATUS
Resurface/Rehabilitate				
XX1385	-	AT VARIOUS LOCATIONS IN CALVERT, CHARLES, AND ST. MARY'S COUNTIES	\$ 1,016	Under Construction
XX1535	-	AT VARIOUS LOCATIONS IN CAROLINE, TALBOT, KENT, AND QUEEN ANNE'S COUNTIES	\$ 1,930	Under Construction
XX1795	-	MICRO-SURFACING AT VARIOUS LOCATIONS IN AA, CA, CH, AND SM COUNTIES	\$ 2,611	Under Construction
XX2323	-	VARIOUS LOCATIONS IN DORCHESTER, SOMERSET, WICOMICO, AND WORCESTER COUNTIES	\$ 738	Under Construction
XX2331	-	VARIOUS LOCATIONS IN DORCHESTER, SOMERSET, WICOMICO, AND WORCESTER COUNTIES	\$ 1,114	Under Construction
XX2522	-	AT VAR LOCATIONS IN CE, KE, QA, CO, AND TA COUNTIES	\$ 2,322	Under Construction
XX3861	-	AREAWIDE PATCHING AND RESURFACING IN BALTIMORE AND HARFORD COUNTIES	\$ 11,839	Under Construction
XX3864	-	AT VARIOUS LOCATIONS IN BALTIMORE AND HARFORD COUNTIES ON NHS	\$ 14,450	Under Construction
XY229G	-	MICRO-SURFACING AND CRACK SEALING AT VARIOUS LOCATIONS IN MONTGOMERY AND PRINCE GEORGE'S COUNTIES	\$ 3,351	Under Construction
XY229J	-	SURFACE TREATMENT AT VARIOUS LOCATIONS IN MONTGOMERY AND PRINCE GEORGE'S COUNTIES	\$ 5,437	Under Construction
XY233M	-	AT VARIOUS LOCATIONS IN CARROLL, FREDERICK, AND HOWARD COUNTIES	\$ 2,219	Under Construction
XY237B	-	W-BEAM UPGRADES AT VARIOUS LOCATIONS IN MONTGOMERY AND PRINCE GEORGE'S COUNTIES	\$ 2,128	Under Construction
XY237F	-	AT VARIOUS LOCATIONS IN MONTGOMERY AND PRINCE GEORGE'S COUNTY	\$ 2,777	Under Construction
XY237G	-	AT VARIOUS LOCATIONS IN CARROLL, FREDERICK, AND HOWARD COUNTIES	\$ 4,598	Under Construction
XY243B	-	TRAFFIC BARRIER UPGRADES AT VARIOUS LOCATIONS IN AA, CA, CH, AND SM COUNTIES	\$ 1,722	Under Construction
XY244J	-	AT VARIOUS LOCATIONS IN CALVERT, CHARLES, AND ST. MARY'S COUNTIES	\$ 916	Under Construction
XY245F	-	AT VARIOUS LOCATIONS IN BALTIMORE AND HARFORD COUNTIES	\$ 8,137	Under Construction
XY245K	-	VARIOUS LOCATIONS IN ALLEGANY, GARRETT AND WASHINGTON COUNTIES	\$ 2,840	Under Construction
XY246A	-	AT VARIOUS LOCATIONS IN MONTGOMERY AND PRINCE GEORGE'S COUNTIES	\$ 4,629	Under Construction
XY246S	-	MILL AND RESURFACE AT VARIOUS LOCATIONS IN ALLEGANY, GARRETT, AND WASHINGTON COUNTIES	\$ 1,792	Under Construction
XY247B	-	VARIOUS LOCATIONS IN DORCHESTER, SOMERSET, WICOMICO AND WORCESTER COUNTIES	\$ 963	Under Construction

* Project funding enabled by IJJA increases.

MINOR PROJECTS PROGRAM
(Dollars in Thousands)

STATE HIGHWAY ADMINISTRATION - Statewide - LINE 9

PROJECT ID	ROUTE NUMBER	PROJECT NAME	TOTAL PROGRAMMED COST	STATUS
Resurface/Rehabilitate				
XY2508	-	PAVEMENT MARKINGS CORRIDOR LINE STRIPING, ALLEGANY AND GARRETT COUNTIES	\$ 3,725	Under Construction
XY2509	-	AT VARIOUS LOCATIONS IN CE, KE, QA, CO, AND TA COUNTIES	\$ 864	Under Construction
XY250A	-	THERMOPLASTIC THINLINE STRIPING IN MONTGOMERY AND PRINCE GEORGE'S COUNTIES	\$ 1,903	Under Construction
XY250B	-	THERMOPLASTIC THINLINE STRIPING IN BALTIMORE AND HARFORD COUNTIES	\$ 2,298	Under Construction
XY250K	-	AT VARIOUS IN ANNE ARUNDEL, CALVERT, CHARLES, SAINT MARY'S COUNTIES	\$ 1,146	Under Construction
XY251C	-	AT VARIOUS LOCATIONS IN BALTIMORE AND HARFORD COUNTIES	\$ 1,164	Under Construction
XY251E	-	ROADWAY LINE STRIPING IN CARROLL, FREDERICK, AND HOWARD COUNTIES	\$ 2,659	Under Construction
XY2543	-	LINE STRIPING AT VARIOUS LOCATIONS IN MONTGOMERY AND PRINCE GEORGE'S COUNTIES	\$ 1,614	Under Construction
XY2545	-	WATERBORNE PAINT STRIPING AT VARIOUS LOCATIONS; AA, CA, CH, AND SM COUNTIES	\$ 719	Under Construction
XY3419	-	AT VARIOUS LOCATIONS IN CECIL, KENT, QUEEN ANNE'S, CAROLINE, AND TALBOT COUNTIES	\$ 1,299	Under Construction
Safety/Spot Improvement				
XX1851	-	AT VARIOUS LOCATIONS IN MO, PG, AA, CA, CH, AND SM COUNTIES	\$ 5,300	FY 2023
XX1861	-	AT VARIOUS LOCATIONS IN BALTIMORE, HARFORD, CARROLL, FREDERICK, AND HOWARD COS	\$ 5,300	FY 2023
XX1924	-	SAFETY-AT VARIOUS LOCATIONS IN BALTIMORE AND HARFORD COUNTIES	\$ 6,860	FY 2023
XX2283	-	RPM-AT VARIOUS LOCATIONS IN PRINCE GEORGE'S AND MONTGOMERY COUNTIES	\$ 4,607	FY 2023
XX228P	-	RPM-AT VARIOUS LOCATIONS IN BALTIMORE AND HARFORD COUNTIES	\$ 1,112	FY 2023
XX3691	-	AT VARIOUS LOCATIONS IN DORCHESTER, SOMERSET, WICOMICO, AND WORCESTER COUNTIES	\$ 3,040	FY 2023
XX536C	-	AT VARIOUS LOCATIONS IN ANNE ARUNDEL, CALVERT, CHARLES, AND ST. MARY'S COUNTIES	\$ 2,810	FY 2023
XX668G	-	RUMBLE STRIPS-AT VARIOUS LOCATIONS IN BALTIMORE AND HARFORD COUNTIES	\$ 341	FY 2023
XY253B	-	AT VARIOUS LOCATIONS IN BALTIMORE AND HARFORD COUNTIES	\$ 5,632	FY 2023
AW4652	-	DRAINAGE IMPROVEMENT-AT VARIOUS LOCATIONS IN DISTRICT 2	\$ 3,875	Under Construction
AX7662	-	DRAINAGE IMPROVEMENT-SWM AT VARIOUS LOCATIONS IN DISTRICT 7 - GROUP 1	\$ 7,605	Under Construction
XX1334	-	AREAWIDE SAFETY AND OPERATIONS IMPROVEMENTS FOR LOCATIONS IN BALTIMORE AND HARFORD COUNTIES	\$ 7,891	Under Construction

* Project funding enabled by IJIA increases.

MINOR PROJECTS PROGRAM
(Dollars in Thousands)

STATE HIGHWAY ADMINISTRATION - Statewide - LINE 9

PROJECT ID	ROUTE NUMBER	PROJECT NAME	TOTAL PROGRAMMED COST	STATUS
Safety/Spot Improvement				
XX1674	-	DRAINAGE IMPROVEMENT-AT VARIOUS LOCATIONS IN DISTRICT 1	\$ 4,580	Under Construction
XX1911	-	AT VARIOUS LOCATIONS IN DORCHESTER, SOMERSET, WICOMICO, AND WORCESTER COUNTIES	\$ 721	Under Construction
XX228C	-	RAISED PAVEMENT MARKERS AT VARIOUS LOCATIONS IN ANNE ARUNDEL, CALVERT, CHARLES, AND ST. MARY'S COUNTY	\$ 1,264	Under Construction
XX228D	-	RAISED PAVEMENT MARKERS AT VARIOUS LOCATIONS IN ALLEGANY, GARRETT, AND WASHINGTON COUNTIES	\$ 906	Under Construction
XX228E	-	RAISED PAVEMENT MARKERS AT VARIOUS LOCATIONS IN FREDERICK, CARROLL, AND HOWARD COUNTIES	\$ 1,379	Under Construction
XX228K	-	RAISED PAVEMENT MARKERS AT VARIOUS LOCATIONS IN ANNE ARUNDEL, CALVERT, CHARLES, AND ST. MARY'S COUNTY	\$ 1,245	Under Construction
XX228M	-	RAISED PAVEMENT MARKERS AT VARIOUS LOCATIONS IN CARROLL, FREDERICK, AND HOWARD COUNTIES	\$ 2,588	Under Construction
XX2293	-	GEOMETRIC IMPROVEMENTS-AT VARIOUS LOCATIONS IN PRINCE GEORGE'S AND MONTGOMERY COUNTY	\$ 6,422	Under Construction
XX2342	-	AT VARIOUS LOCATIONS IN CECIL, KENT, QUEEN ANNE'S, TALBOT, AND CAROLINE COUNTIES	\$ 2,040	Under Construction
XX2345	-	RUMBLE STRIPS AT VARIOUS LOCATIONS IN ANNE ARUNDEL, CALVERT, CHARLES, AND ST. MARY'S COUNTY	\$ 407	Under Construction
XX2367	-	TRAFFIC BARRIER UPGRADES AT VARIOUS LOCATIONS IN CARROLL, FREDERICK, AND HOWARD COUNTIES	\$ 2,105	Under Construction
XX3674	-	ADA SIDEWALK UPGRADES IN BALTIMORE AND HARFORD COUNTIES	\$ 3,516	Under Construction
Traffic Management				
XX1425	-	SIGNALIZATION-AT VARIOUS LOCATIONS IN ANNE ARUNDEL , CALVERT, CHALES AND ST MARY'S COUNTIES	\$ 8,750	FY 2023
XY1722	-	LIGHTING-AT VARIOUS LOCATIONS IN MO, PG, AL, GA, WA, CL, FR, AND HO COUNTIES	\$ 6,566	FY 2023
XX1422	-	SIGNALIZATION-AT VARIOUS LOCATIONS IN DISTRICTS 1 & 2	\$ 6,132	Under Construction
XX1423	-	SIGNALIZATION-AT VARIOUS LOCATIONS IN DISTRICT 3	\$ 9,570	Under Construction
XX1424	-	SIGNALIZATION-AT VARIOUS LOCATIONS IN DISTRICT 4	\$ 7,224	Under Construction
XX1426	-	SIGNALIZATION-AT VARIOUS LOCATIONS IN DISTRICTS 6 & 7	\$ 7,147	Under Construction
XX142A	-	SIGNALIZATION-AT VARIOUS LOCATIONS STATEWIDE	\$ 8,632	Under Construction
XX1451	-	LIGHTING - AT VARIOUS LOCATIONS IN DISTRICT 6 & 7	\$ 5,271	Under Construction
XX1841	-	SIGNALIZATION-AT VARIOUS LOCATIONS STATEWIDE	\$ 10,968	Under Construction
XX1941	-	SIGNING-AT VARIOUS LOCATIONS IN CE, CO, KE, QA, TA, DO, SO, WI, AND WO COUNTIES	\$ 10,573	Under Construction
XX4541	-	AT VARIOUS LOCATIONS IN ALLEGANY, GARRETT, WASHINGTON, CARROLL, FREDERICK, AND HOWARD COUNTIES	\$ 12,725	Under Construction

* Project funding enabled by IJJA increases.

MINOR PROJECTS PROGRAM
(Dollars in Thousands)

STATE HIGHWAY ADMINISTRATION - Statewide - LINE 9

PROJECT ID	ROUTE NUMBER	PROJECT NAME	TOTAL PROGRAMMED COST	STATUS
Traffic Management				
XX6602	-	MOD/INSTALL/RECON OF LIGHTING - DO, SO, WI, WO, CO, CE, KE, QA, TA, BA, HA COUNTIES	\$ 2,219	Under Construction
XY1851	-	MOD/INSTALL/RECON OF SIGNING - DISTRICTS 3, 4 & 5	\$ 8,683	Under Construction

* Project funding enabled by IJJA increases.

