



MDOT CHAPTER 30 SCORING

Information Session for Applicants | February 1, 2024

Fiscal Year 2025 Scoring Round

AGENDA

1. Chapter 30 Overview
2. Project Types
3. Completing your Application
4. After Submittal
5. First Q&A
6. Using One-Stop
7. Closing / Second Q&A

CHAPTER 30 OVERVIEW



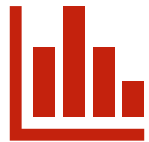
PROGRAM PURPOSE

- Chapter 30, Acts of 2017 (SB 307)
 - Directed MDOT to develop a project-based scoring system for major transportation projects
 - Data-driven, cost-benefit analysis
- Major transportation project definition:
 - Costs \$5 million or more
 - Increases highway or transit capacity
- Major transportation projects must undergo the Chapter 30 process to be included in the Consolidated Transportation Program (CTP)
- Eligible applicants: Counties, municipalities, and MDOT modes

WHY APPLY?



1. Funding eligibility (design and construction)



2. See how your project compares with others

NEW OR RENEWED

- Applications can be new or a renewal
- Renewals are more common
 - Application was previously submitted, but project did not make it into the Construction Program
- Renewals are abbreviated, as long as the project isn't significantly changed.
 - Is the cost estimate within 30% of last time?
 - Are the project limits the same?
- For new applications, allow plenty of time

NEED TO RENEW?

- If you applied for a project before, and it didn't make it into the Construction Program, you need to re-apply.
 - Otherwise, it will not be considered for this next Construction Program.
- If your project was in the Construction Program but temporarily removed due to budget limitations, you do not need to re-apply.
 - These projects are already in contention to be added back to the Construction Program.

GRANT VS REGULATORY

- Chapter 30 is not a grant program. It is a regulatory process.

Grant Program	Regulatory Process
Funding created specifically for applicants	Same pool of money as before. New required step to access it.
All seeking funding must apply	Only certain types of projects require an application
Best project wins the money	Scores are a factor but are not binding
Projects must be convincing	Projects simply must meet minimums

OUTCOME MATRIX

Application meets requirements?

Yes

No

**Chapter 30
Project Type?**

Yes

Accepted

Rejected

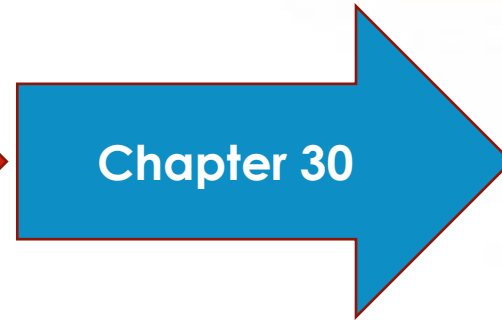
No

Exempt

Exempt

FUNDING FLOW CHART

**Major
Transportation
Projects**



**Other
Transportation
Projects**



PROJECT TYPES



CH 30 PROJECT TYPES – HIGHWAY

- **Highway Capacity Projects** can be:
 - At least one lane mile of roadway
 - Constructing a new interchange
 - Interchange reconstruction is exempt
- **Intelligent Transportation Systems Projects**
 - Increasing highway capacity through a combination of technology and physical infrastructure (roadway).
- Projects designed to reduce heavy traffic congestion in MDOT SHA's Top 30 AM or PM peak period bottlenecks.

CH 30 PROJECT TYPES – TRANSIT

- **Transit Capacity Projects** can be:
 - At least one mile of rail track or dedicated transit lanes
 - Constructing a new transit station
- **Transit Station Projects**
 - Increasing passenger capacity at a transit station
 - Examples:
 - Adding a new rail platform
 - Expanding a park-and-ride

EXEMPT PROJECT TYPES

Examples include but are not limited to:

- Replacing a structurally deficient bridge
 - Even if replacement has more capacity, if primary concern is structural deficiency, the project is exempt.
- Intersection improvements (generally)
- ITS projects without expanding roadway infrastructure
- Interchange reconstruction



COMPLETING YOUR APPLICATION

REQUIRED INFORMATION

Basic Project Information

- Project limits and length
- Preferred alignment and/or option (for feasibility studies with multiple alternatives or options)
- Concept plan or map of the project limits
- Total cost estimate
- Funding sources (federal, local, and private)
- Purpose and need statement

Project Benefits

- Safety improvements
- System preservation
- Connections to other transportation modes/facilities
- Community assets
- Sustainable Communities
- Revitalization plans
- Economic development sites

REQUIRED INFORMATION

Relation to Other Plans

- Maryland Transportation Plan
- Maryland Strategic Goods Movement Plan
- Regional long-range transportation plan
- Local comprehensive plan
- Local land use plans
- Local bicycle and pedestrian plans
- Local revitalization plans

Transit Project Information

- Alignment
- Mode
- Span/hours
- Frequency/headway
- Travel time (end to end)
- Projected weekday ridership

FEASIBILITY STUDY

- Projects must have a completed feasibility study to be accepted
- A completed feasibility study:
 - Has a beginning, middle, and end
 - Example: Existing conditions, alternatives analysis, preferred alternative.
 - Shows project costs
- If your study doesn't identify the preferred alternative, you must do so in your application
 - Include supplemental documents with how you arrived at preferred alternative
- The application and feasibility study must match
 - Include supplemental document(s) if there have been updates

LOCAL PRIORITY POINTS

- Each local entity must assign priority points to all of its projects
- These points must add up to 100.
- Examples:
 - If County A is only submitting one project, that project automatically gets 100 points.
 - If County B is submitting two projects, it must assign points to each based on level of importance. Allocations can be 70-30, 40-60, 50-50, etc., but they must add to 100.
- Priority points are required for all applications, including renewals.

LOCAL PRIORITY LETTERS (1/2)

- Counties are encouraged to coordinate with local municipalities in which projects occur
- Counties may include letters of support from such municipalities.
- Each letter of support gets the project an extra 25 local priority points.
 - This is on top of the priority points the project would otherwise get.
 - The county's local priority points would exceed 100 in this case.
- The project must occur in the municipality, and only that municipality may submit this letter.
 - Adjacent municipality letters do not count, even if significantly affected.
- Only municipal letters of support count. Others do not.

LOCAL PRIORITY LETTERS (2/2)

- Examples:
 - County A gets a letter of support for its one project. That project now gets 125 local priority points.
 - County B gets a letter of support for one of its two projects.
 - The other is in an unincorporated community, therefore ineligible for such a letter.
 - The prior allocation was 70-30, with the 70-point project getting the priority letter.
 - The new allocation would now be 95-30.
- Include these letters even with renewals.
- These letters are optional. Counties can always choose to apply without such a letter and forego the extra 25 points.
- No extension will be granted this year to gather the appropriate letters.

JOINT COUNTY PROJECTS

- If a project falls in more than one county, each of those counties can submit an application.
- We use the total number of priority points from the respective counties when scoring, even if they exceed 100.
- Example:
 - A BRT project spans two counties.
 - County A applies and assigns it 70 priority points. County B applies and assigns it 100 (since it is County B's only project).
 - The project would count as having 170 priority points when scoring.

SUBMITTING APPLICATIONS

- **Applications due Friday, March 1, 2024**

- Late applications will not be accepted
- Projects scored in previous years but not added to the CTP must be re-submitted to be considered for funding
- Projects in the Development & Evaluation Program that applicants would like to move to the Construction Program must be submitted for scoring
- If a project's budget has changed by more than 30%, the application must be edited before re-submitting
- Applicants may re-submit previously rejected projects, but they will only be scored if they meet the eligibility requirements

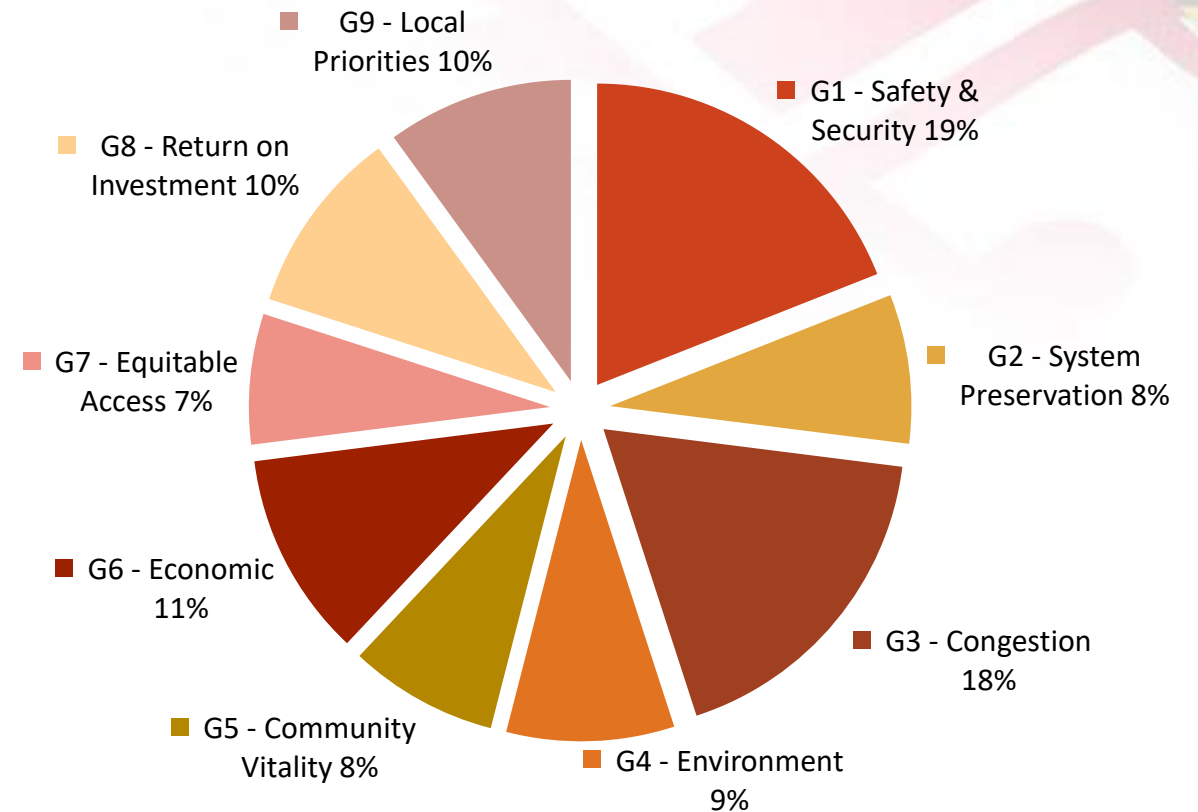
AFTER SUBMITTAL



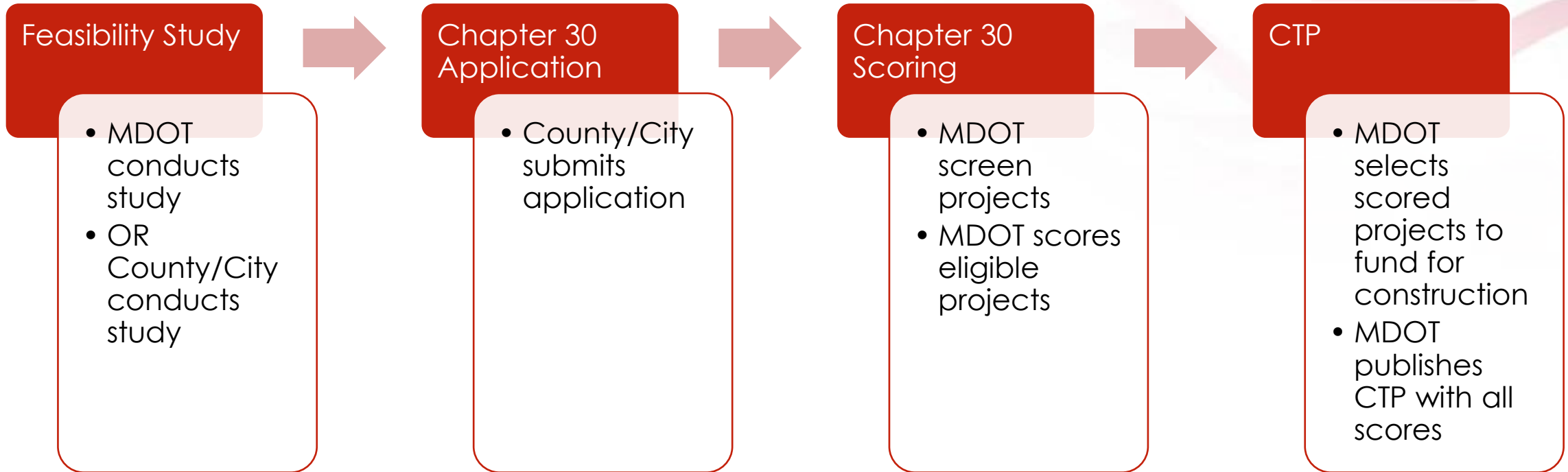
SCORING METHODOLOGY

- 9 goals, 23 measures from the law
- Safety and Congestion scores have greatest weight
- **Weighted project scores divided by their cost to the State to calculate final score and rank**
 - Projects with high scores and low cost to the State score best
 - Top 10 projects last year all cost less than \$50 million
- Technical Guide describes the scoring methodology in detail

Chapter 30 Goal Weights



PROCESS FOR ELIGIBLE PROJECTS



Q&A – FIRST ROUND

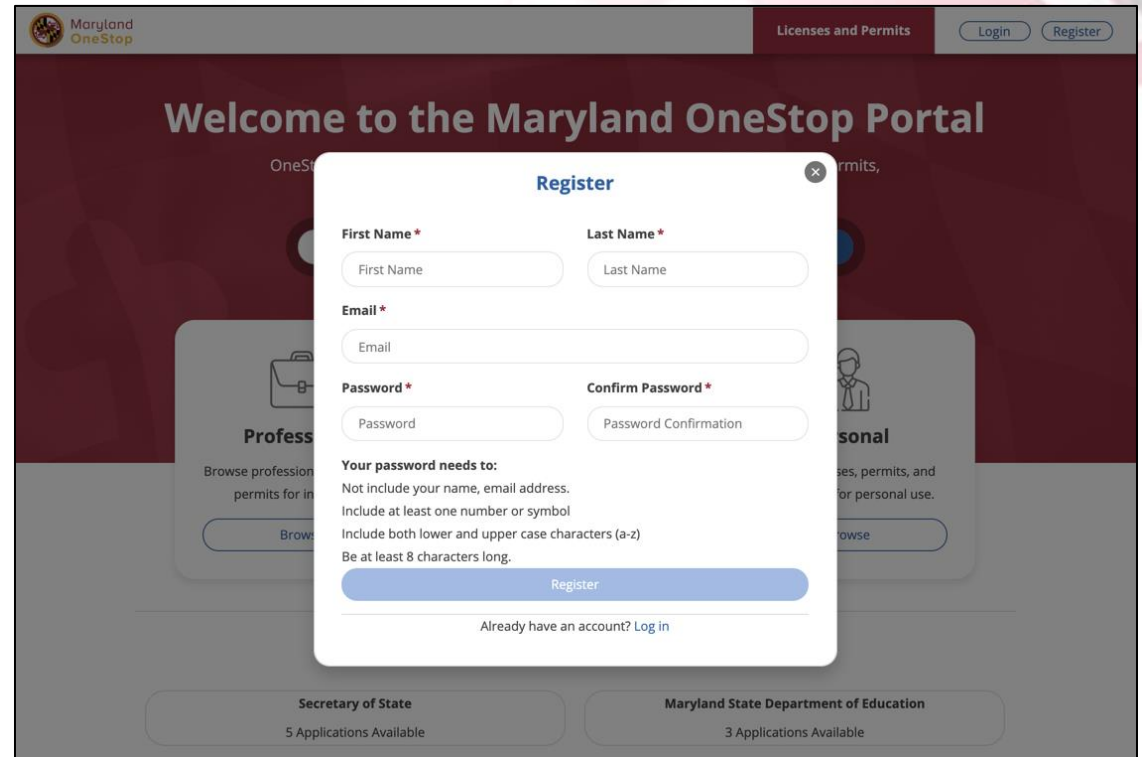


USING ONESTOP



NEW ONESTOP ACCOUNT

1. Go to <https://onestop.md.gov/> to access the OneStop Portal.
2. Click on the 'Register' button in the upper right.
3. Provide the requested information and click 'Register.'
4. Open the email sent by OneStop and click 'Verify Your Email.'



The screenshot shows the Maryland OneStop Portal with a 'Register' modal form open. The form includes the following fields and instructions:

- First Name *** (input field)
- Last Name *** (input field)
- Email *** (input field)
- Password *** (input field)
- Confirm Password *** (input field)

Your password needs to:

- Not include your name, email address.
- Include at least one number or symbol
- Include both lower and upper case characters (a-z)
- Be at least 8 characters long.

Buttons: Register, Already have an account? Log in

ONESTOP APPLICATION

<https://onestop.md.gov/forms/mdot-chapter-725-chapter-30-transportation-project-priority-scoring-application-604fd67c1de5b9024ed20de1>

The screenshot shows the Maryland OneStop website interface. At the top, there's a navigation bar with 'Maryland OneStop' logo, 'Licenses and Permits', 'My Dashboard', and a user profile 'PL Philip'. The main heading is 'Chapter 725 & Chapter 30 Transportation Project Application Details'. Below this, a white card contains the following information:

- last revised 06/07/21 at 4:47 pm
- Chapter 725 & Chapter 30 Transportation Project Application
- Each year, local governments are required to submit their transportation project priorities to the Maryland Department of Transportation to make their projects eligible for State funding. Chapter 725, Acts of 2010 requires MDOT and the local jurisdictions seeking transportation project funding to demonstrate the relationship between prioritized projects and the long-term goals of the Maryland Transportation Plan, the Climate Action Plan Goals (as outlined in the Greenhouse Gas Reduction Plan) and local land use plans.
- ... Show more

Below the card, there are four key metrics:

- Open from Jan 01, 2021 to Mar 01, 2021** (Submission Window)
- 15 days - 60 days** (Approval Time)
- 10 min - 2 hour** (Completion Time)
- \$0.00** (Application Fee)

At the bottom of the card, it says 'Apply or Register' and 'This application is closed. Please contact the administrator if you have questions.' Below the card, there is an 'Apply Online' button with a computer and phone icon, and the text 'Complete the form' and 'Closed'.

When you're ready to start your application, click 'Apply Now.'

Apply or Register

Ready to apply?

[Click here to navigate to your dashboard.](#)



Apply Online

Complete the form

Apply Now

OneStop saves your drafts automatically. Resume your draft at <https://onestop.md.gov/dashboard> any time before the due date.

RE-SUBMITTING APPLICATIONS

For major transportation projects previously scored, MDOT has built a shortcut into the application.

If you respond that the project has been previously scored, its scope and limits have not changed, and its cost has not changed by more than 30 percent, then the application will only ask you to enter your local priority points and submit letters of support.

The screenshot shows the 'Documentation Screening' step of the application process. The navigation bar at the top includes 'Applicant Information', 'Documentation Screening' (highlighted), 'Chapter 725 Questionnaire', and 'Chapter 30 Application (Part 1)'. Below the navigation bar are links for 'Chapter 30 Application (Part 2)', 'Submit', and 'All Pages'. The main content area is titled 'Documentation Screening' and contains three questions with radio button options:

- Project Name***
(enter your project name)
- Has this project previously been scored through the Chapter 30 Scoring Model?***
 Yes, MDOT has scored this project and published its score and rank in a previous Consolidated Transportation Plan.
 No, MDOT has never scored this project.
- Have this project's scope or limits changed since it was last scored?***
 Yes
 No
- Has this project's cost changed by more than 30 percent since it was last scored?***
 Yes
 No

At the bottom of the form are 'Previous' and 'Next' buttons.

The screenshot shows the 'Chapter 30 Application (continued)' step of the application process. The navigation bar at the top includes 'Applicant Information', 'Documentation Screening' (highlighted), 'Chapter 725 Questionnaire', and 'Chapter 30 Application (Part 1)'. Below the navigation bar are links for 'Chapter 30 Application (Part 2)', 'Submit', and 'All Pages'. The main content area is titled 'Chapter 30 Application (continued)' and contains the following sections:

- Local Priorities**
Please assign local priority points to this project. You must assign an exact total of 100 local priority points across all projects submitted in this application round.
- Local priority points for this project***
A text input field for entering the number of local priority points.
- Upload any letters of support for this project from local municipalities.**
A file upload area with a cloud icon and the text: 'Drop files here to upload. Individual File size limit is 32 MB. Total File size limit is 256 MB.' A 'Choose file' button is located below the upload area.

At the bottom of the form are 'Previous' and 'Next' buttons.

ONESTOP DEMO

Chapter 725 & Chapter 30 Transportation Project Application

CLOSING



RESOURCES

- [Chapter 30 Scoring Model webpage](#)
 - [Technical Guide](#) – updated
 - [FAQ document](#) – updated
 - [OneStop New User Instructions](#)
- [Capital Programming webpage](#)
 - [Last year's CTP](#)

QUESTIONS?

Jeff Ultee
Transportation Planner
Jacobs

Maryland Department of Transportation
Office of Planning & Capital Programming
jultee@mdot.maryland.gov
(410) 230-6614