



# **MDOT CHAPTER 30 SCORING**

Information Session for Applicants | January 11, 2022

Fiscal Year 2023 Scoring Round

# AGENDA

---

1. Program Purpose
2. Why Apply?
3. Eligible Projects
4. Required Information
5. Scoring Methodology
6. Process for Eligible Projects
7. Submitting Applications
8. New OneStop Account
9. OneStop Application
10. Re-Submitting Applications
11. OneStop Demo
12. Questions

# PROGRAM PURPOSE

---

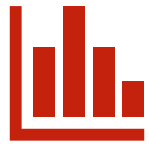
- General Assembly directed MDOT to develop a project-based scoring system for major transportation projects
- Asks MDOT and local jurisdictions to do a cost-benefit analysis for transportation projects that would increase capacity of highway and transit systems
- All highway or transit capacity-increasing projects with a cost of \$5 million or more must be scored to be considered for inclusion in the Consolidated Transportation Program (CTP)
- Counties, municipalities, and MDOT TBUs can submit applications for scoring

# WHY APPLY?

---



1. To make a studied project eligible for design and construction funding



2. To learn how the cost-benefit analysis of a studied project compares with other transportation projects seeking funding

# ELIGIBLE PROJECTS

---

- **Highway Capacity Projects** adding at least one lane mile of roadway or constructing a new interchange.
- **Transit Capacity Projects** building at least one mile of rail track or dedicated transit lanes or constructing a new transit station.
- **Transit Station Projects** increasing passenger *capacity* at a transit station (e.g., adding a new rail platform or expanding a park-and-ride).
- **Intelligent Transportation Systems Projects** increasing highway capacity through a combination of technology and physical infrastructure.
- Projects designed to reduce heavy traffic congestion in MDOT SHA's Top 30 AM or PM peak period bottlenecks.

# REQUIRED INFORMATION

---

## Basic Project Information

- Project limits and length
- Preferred alignment and/or option (for feasibility studies with multiple alternatives or options)
- Concept plan or map of the project limits
- Total cost estimate
- Funding sources (federal, local, and private)
- Purpose and need statement

## Project Benefits

- Safety improvements
- System preservation
- Connections to other transportation modes/facilities
- Community assets
- Sustainable Communities
- Revitalization plans
- Economic development sites

# REQUIRED INFORMATION

---

## Relation to Other Plans

- Maryland Transportation Plan
- Maryland Strategic Goods Movement Plan
- Regional long-range transportation plan
- Local comprehensive plan
- Local land use plans
- Local bicycle and pedestrian plans
- Local revitalization plans

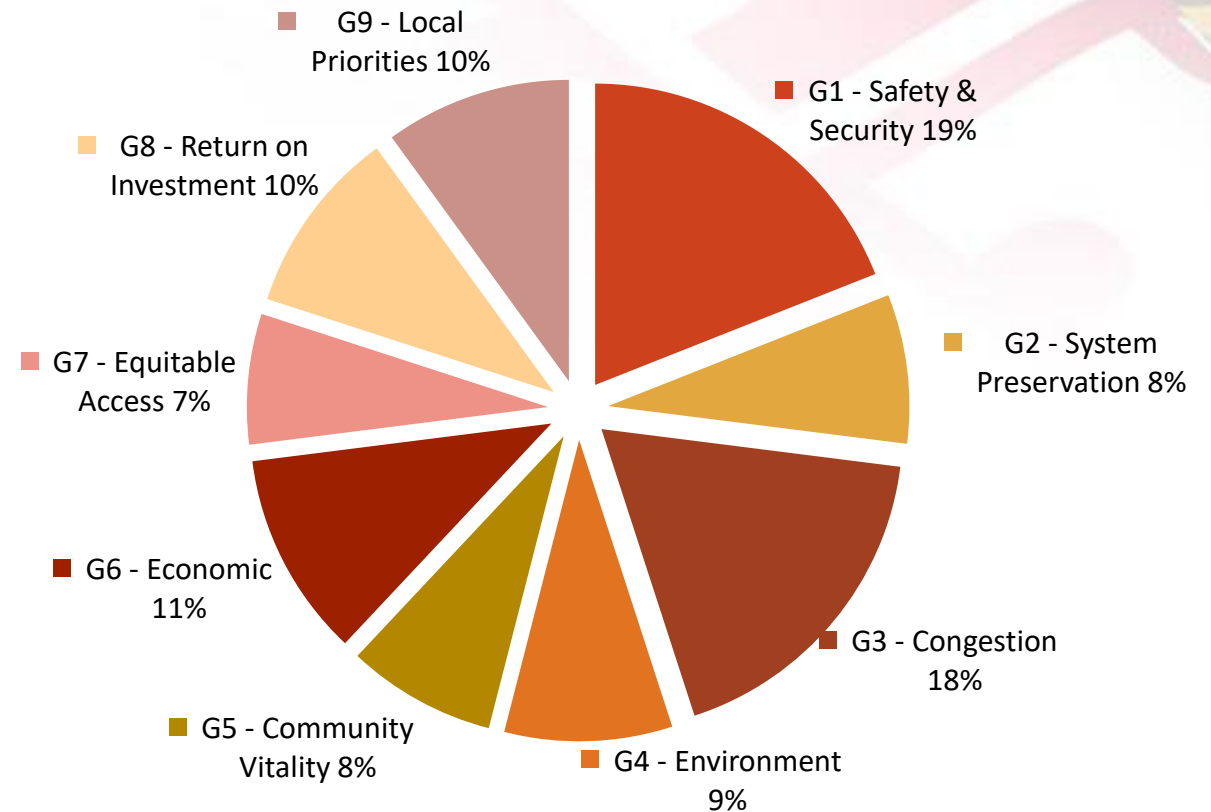
## Transit Project Information

- Alignment
- Mode
- Span/hours
- Frequency/headway
- Travel time (end to end)
- Projected weekday ridership

# SCORING METHODOLOGY

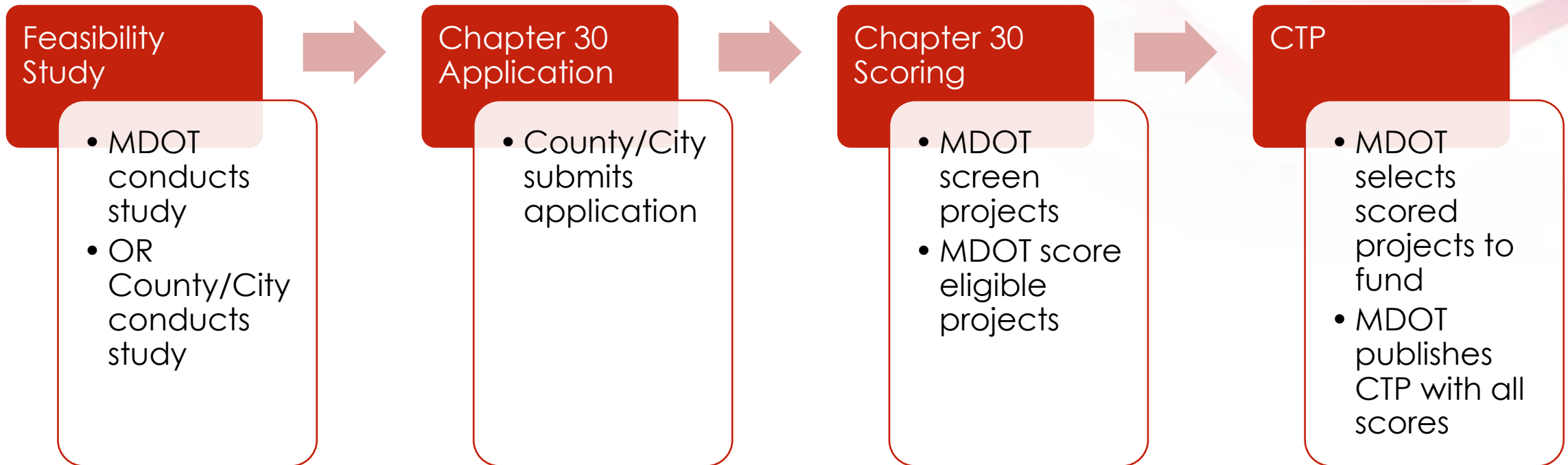
- 9 goals, 23 measures from the law
- Safety and Congestion scores have greatest weight
- **Weighted project scores divided by their cost to the State to calculate final score and rank**
  - Projects with high scores and low cost to the State score best
  - Top 10 projects last year all cost less than \$50 million
- Technical Guide describes the scoring methodology in detail

## Chapter 30 Goal Weights





# PROCESS FOR ELIGIBLE PROJECTS



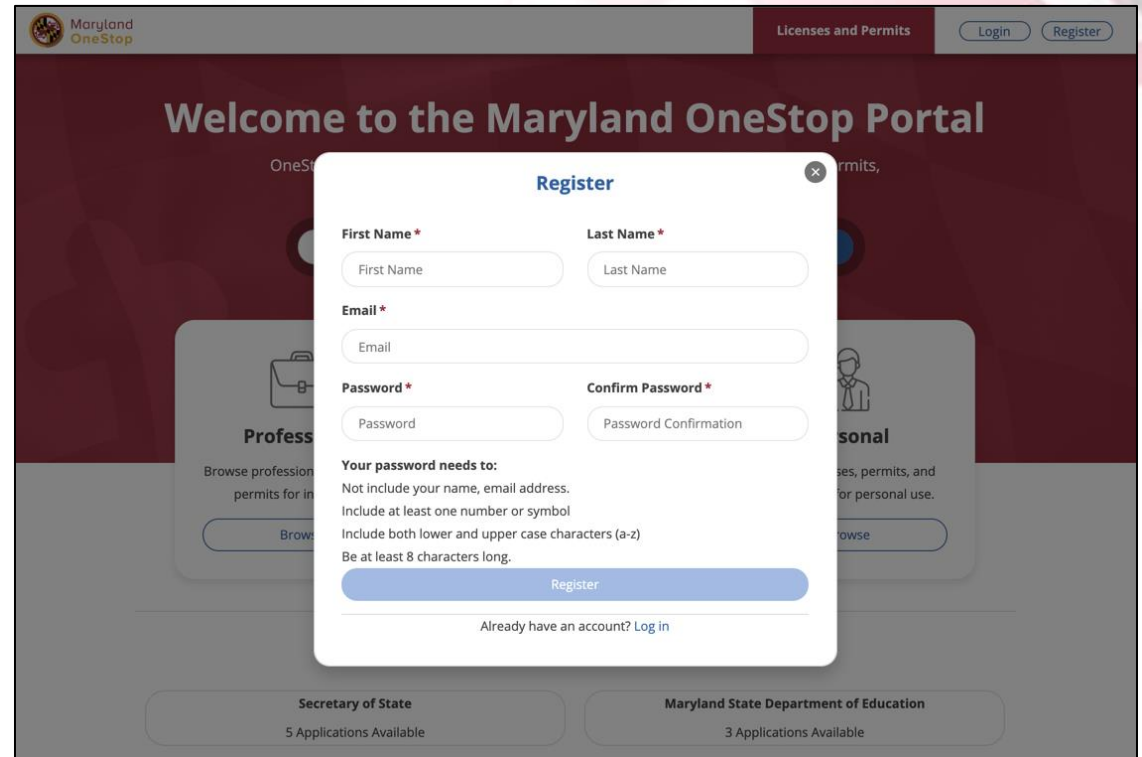
# SUBMITTING APPLICATIONS

---

- **Applications due Tuesday, March 1, 2022**
- Projects scored in previous years but not added to the CTP must be re-submitted to be considered for funding
- Projects in the Development & Evaluation Program that applicants would like to move to the Construction Program must be submitted for scoring
- If a project's budget has changed by more than 30% the application must be edited before re-submitting
- Applicants may re-submit previously rejected projects, but they will only be scored if they meet the eligibility requirements

# NEW ONESTOP ACCOUNT

1. Go to <https://onestop.md.gov/> to access the OneStop Portal.
2. Click on the 'Register' button in the upper right.
3. Provide the requested information and click 'Register.'
4. Open the email sent by OneStop and click 'Verify Your Email.'



The screenshot shows the Maryland OneStop Portal with a 'Register' modal form open. The form includes the following fields and instructions:

- First Name \*** (text input)
- Last Name \*** (text input)
- Email \*** (text input)
- Password \*** (text input)
- Confirm Password \*** (text input)

**Your password needs to:**  
Not include your name, email address.  
Include at least one number or symbol  
Include both lower and upper case characters (a-z)  
Be at least 8 characters long.

Buttons: Register, Already have an account? Log in

Background text: Welcome to the Maryland OneStop Portal, Licenses and Permits, Login, Register, Professional, Personal, Secretary of State (5 Applications Available), Maryland State Department of Education (3 Applications Available)

# ONESTOP APPLICATION

<https://onestop.md.gov/forms/mdot-chapter-725-chapter-30-transportation-project-priority-scoring-application-604fd67c1de5b9024ed20de1>

The screenshot shows the Maryland OneStop website interface. At the top, there is a navigation bar with the Maryland OneStop logo, 'Licenses and Permits', 'My Dashboard', and a user profile 'PL Philip'. The main heading is 'Chapter 725 & Chapter 30 Transportation Project Application Details'. Below this, a white card contains the following information:

- last revised 06/07/21 at 4:47 pm
- Chapter 725 & Chapter 30 Transportation Project Application
- Each year, local governments are required to submit their transportation project priorities to the Maryland Department of Transportation to make their projects eligible for State funding. Chapter 725, Acts of 2010 requires MDOT and the local jurisdictions seeking transportation project funding to demonstrate the relationship between prioritized projects and the long-term goals of the Maryland Transportation Plan, the Climate Action Plan Goals (as outlined in the Greenhouse Gas Reduction Plan) and local land use plans.
- ... Show more

Below the card, there are four key metrics:

- Open from Jan 01, 2021 to Mar 01, 2021** (Submission Window)
- 15 days - 60 days** (Approval Time)
- 10 min - 2 hour** (Completion Time)
- \$0.00** (Application Fee)

At the bottom of the card, it says 'Apply or Register' and 'This application is closed. Please contact the administrator if you have questions.' Below the card, there is a button labeled 'Apply Online' with the text 'Complete the form' and a status indicator 'Closed'.

When you're ready to start your application, click 'Apply Now.'

## Apply or Register

Ready to apply?

[Click here to navigate to your dashboard.](#)



**Apply Online**

Complete the form

**Apply Now**

OneStop saves your drafts automatically. Resume your draft at <https://onestop.md.gov/dashboard> any time before the due date.

# RE-SUBMITTING APPLICATIONS

For major transportation projects previously scored, MDOT has built a shortcut into the application.

If you respond that the project has been previously scored, its scope and limits have not changed, and its cost has not changed by more than 30 percent, then the application will only ask you to enter your local priority points and submit letters of support.

The screenshot shows the 'Documentation Screening' step of the application process. The breadcrumb trail at the top includes 'Applicant Information', 'Documentation Screening' (highlighted), 'Chapter 725 Questionnaire', and 'Chapter 30 Application (Part 1)'. Below the breadcrumb trail are links for 'Chapter 30 Application (Part 2)', 'Submit', and 'All Pages'. The main content area is titled 'Documentation Screening' and contains three questions with radio button options:

- Project Name\***  
(enter your project name)
- Has this project previously been scored through the Chapter 30 Scoring Model?\***  
 Yes, MDOT has scored this project and published its score and rank in a previous Consolidated Transportation Plan.  
 No, MDOT has never scored this project.
- Have this project's scope or limits changed since it was last scored?\***  
 Yes  
 No
- Has this project's cost changed by more than 30 percent since it was last scored?\***  
 Yes  
 No

At the bottom of the form are 'Previous' and 'Next' navigation buttons.

The screenshot shows the 'Chapter 30 Application (continued)' step of the application process. The breadcrumb trail at the top includes 'Applicant Information', 'Documentation Screening', 'Chapter 725 Questionnaire', and 'Chapter 30 Application (Part 1)'. Below the breadcrumb trail are links for 'Chapter 30 Application (Part 2)' (highlighted), 'Submit', and 'All Pages'. The main content area is titled 'Chapter 30 Application (continued)' and contains the following sections:

- Local Priorities**  
Please assign local priority points to this project. You must assign an exact total of 100 local priority points across all projects submitted in this application round.
- Local priority points for this project\***  
A text input field for entering the number of local priority points.
- Upload any letters of support for this project from local municipalities.**  
A file upload area with a cloud icon and the text: 'Drop files here to upload. Individual File size limit is 32 MB. Total File size limit is 256 MB. Choose file'.

At the bottom of the form are 'Previous' and 'Next' navigation buttons.

# ONESTOP DEMO

---

[Chapter 725 & Chapter 30 Transportation Project Application](#)

# QUESTIONS?

---

Philip LaCombe  
Transportation Planner  
Jacobs

Maryland Department of Transportation  
Office of Planning & Capital Programming  
[placombe1@mdot.maryland.gov](mailto:placombe1@mdot.maryland.gov)