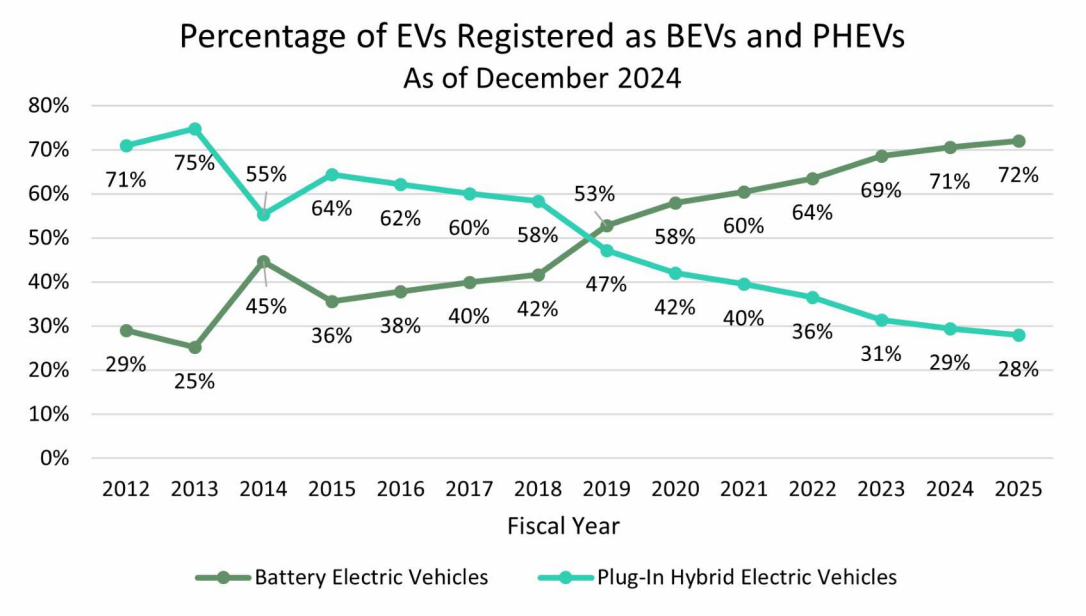
Percentage of EVs Registered as BEVs and PHEVs
As of December 2024
80%
70%
60%
50%
40%
30%
20%
10%
0%
71%
75%
55%
64%
62%
60%
58%
47%
42%
40%
36%
31%
29%
28%
29%
25%
45%
36%
38%
40%
42%
53%
58%
60%
64%
69%
71%
72%
2012
2013
2014
2015
2016
2017
2018
2019
2020
2021
2022
2023
2024
2025
Fiscal Year
Battery Electric Vehicles
Plug-In Hybrid Electric Vehicles

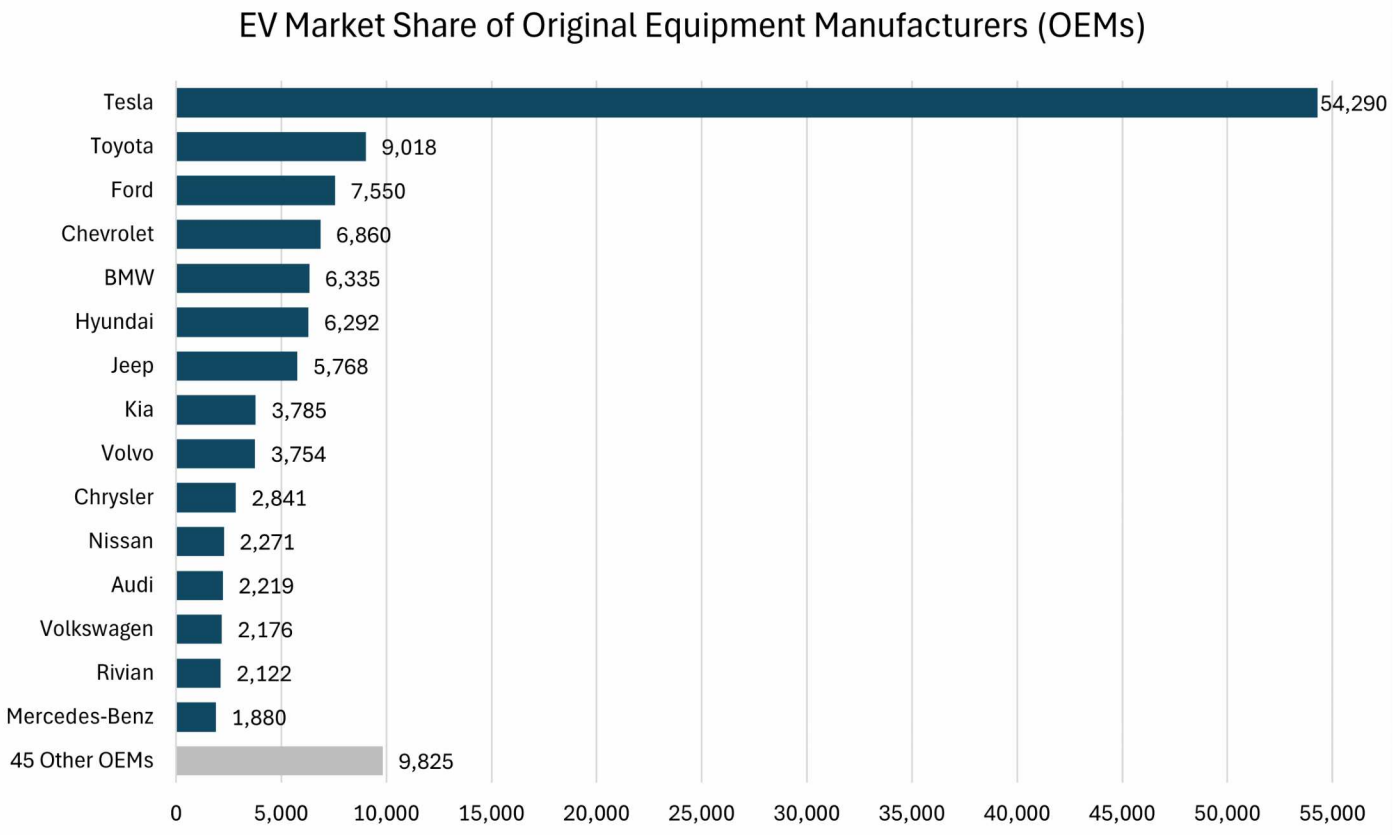
EV Market Share of Original Equipment Manufacturers (OEMs)
Tesla
54,290
Toyota
9,018
Ford
7,550
Chevrolet
6,860
BMW
6,335
Hyundai
6,292
Jeep
5,768
Kia
3,785
Volvo
3,754
Chrysler
2,841
Nissan
2,271
Audi
2,219
Volkswagen
2,176
Rivian
2,122
Mercedes-Benz
1,880
45 Other OEMs
9,825
0
5,000
10,000
15,000
20,000
25,000
30,000
35,000
40,000
45,000
50,000
55,000

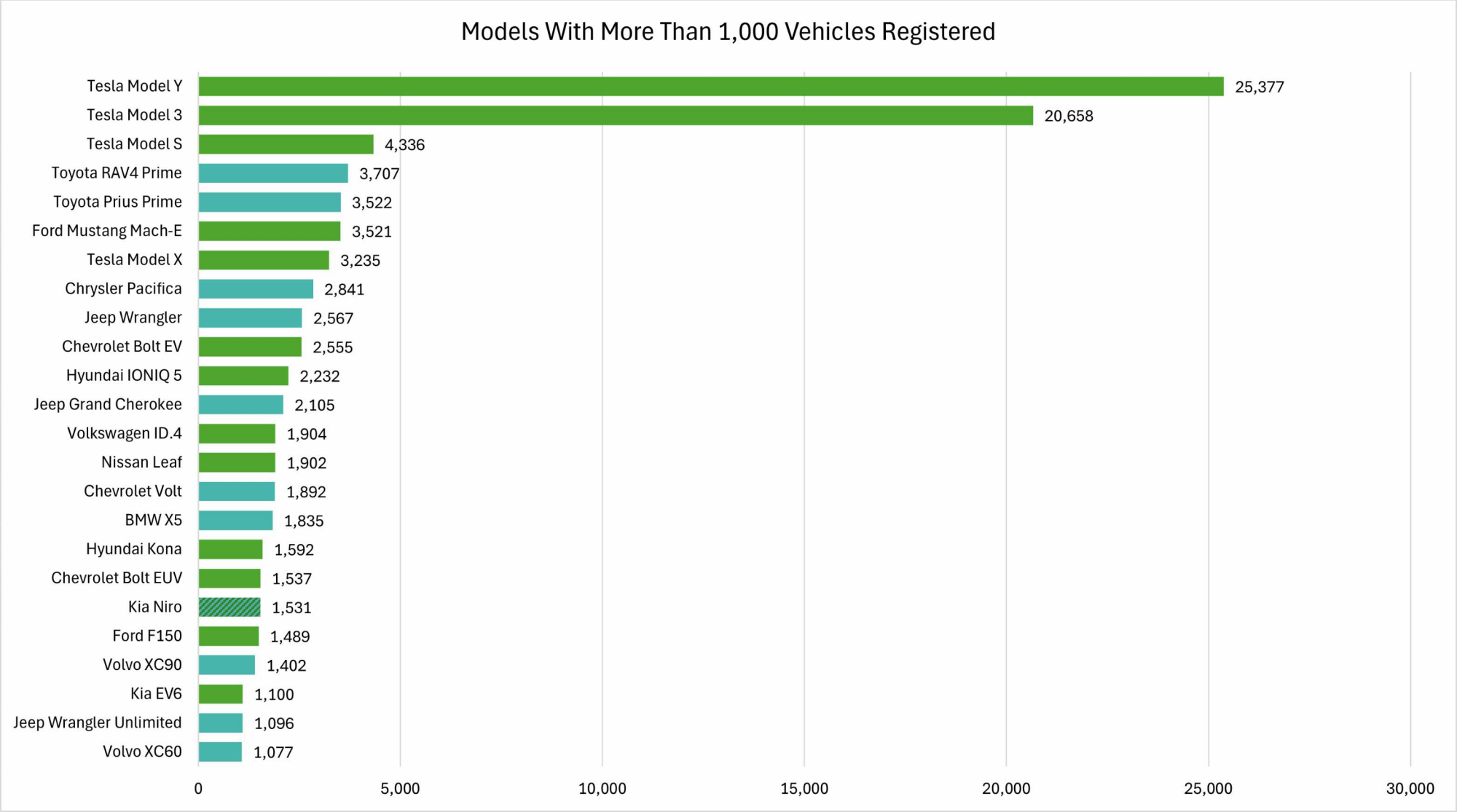
Models With More Than 1,000 Vehicles Registered
Tesla Model Y
25,377
Tesla Model 3
20,658
Tesla Model S
4,336
Toyota RAV4 Prime
3,707
Toyota Prius Prime
3,522
Ford Mustang Mach-E
3,521
Tesla Model X
3,235
Chrysler Pacifica
2,841
Jeep Wrangler
2,567
Chevrolet Bolt EV
2,555
Hyundai IONIQ 5
2,232
Jeep Grand Cherokee
2,105
Volkswagen ID.4
1,904
Nissan Leaf
1,902
Chevrolet Volt
1,892
BMW X5
1,835
Hyundai Kona
1,592
Chevrolet Bolt EUV
1,537
Kia Niro
1,531
Ford F150
1,489
Volvo XC90
1,402
Kia EV6
1,100
Jeep Wrangler Unlimited
1,096
Volvo XC60
1,077
0
5,000
10,000
15,000
20,000
25,000
30,000

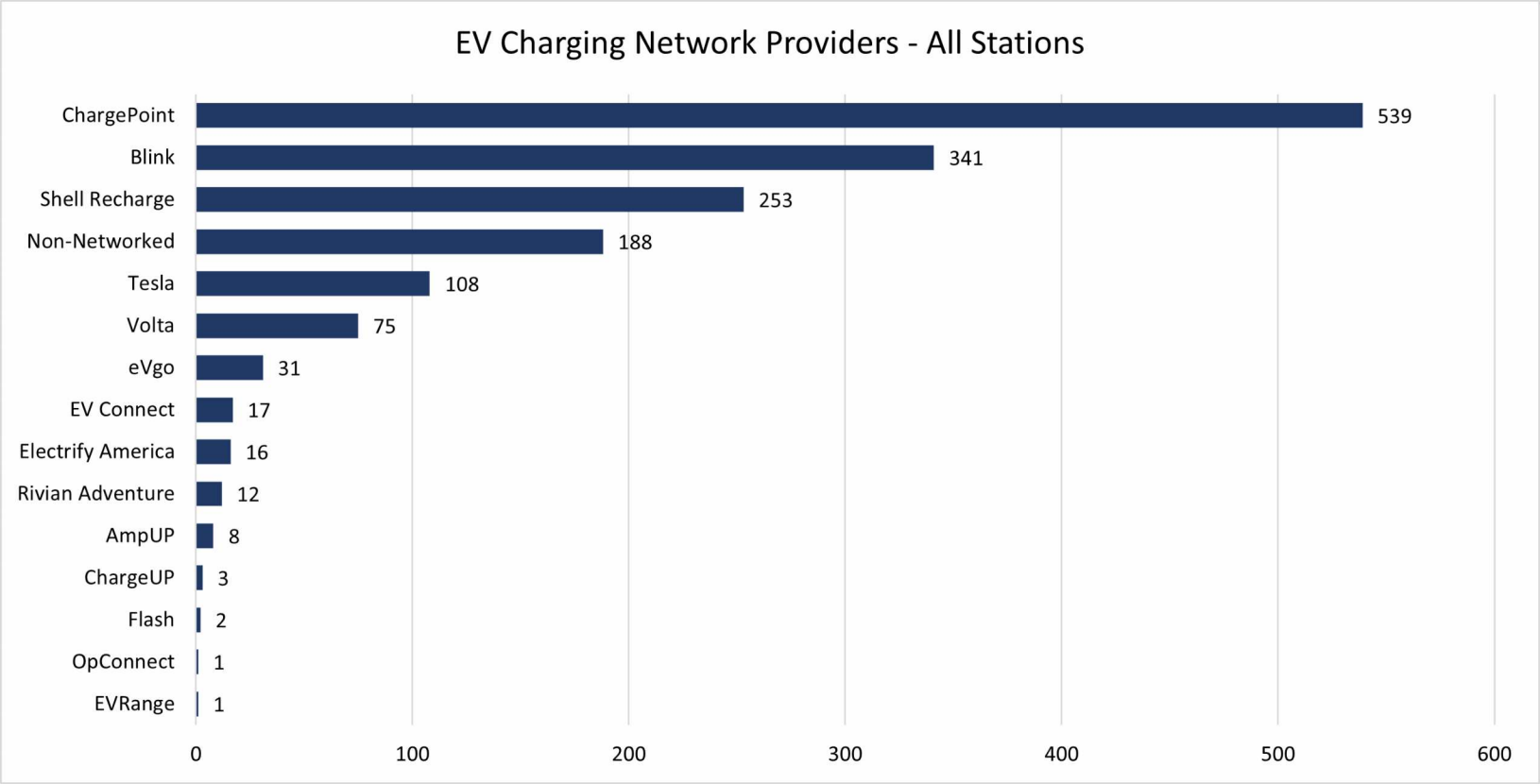
EV Charging Network Providers - All Stations
ChargePoint
539
Blink
341
Shell Recharge
253
Non-Networked
188
Tesla
108
Volta
75
eVgo
31
EV Connect
17
Electrify America
16
Rivian Adventure
12
AmpUP
8
ChargeUP
3
Flash
2
OpConnect
1
EVRange
1
0
100
200
300
400
500
600

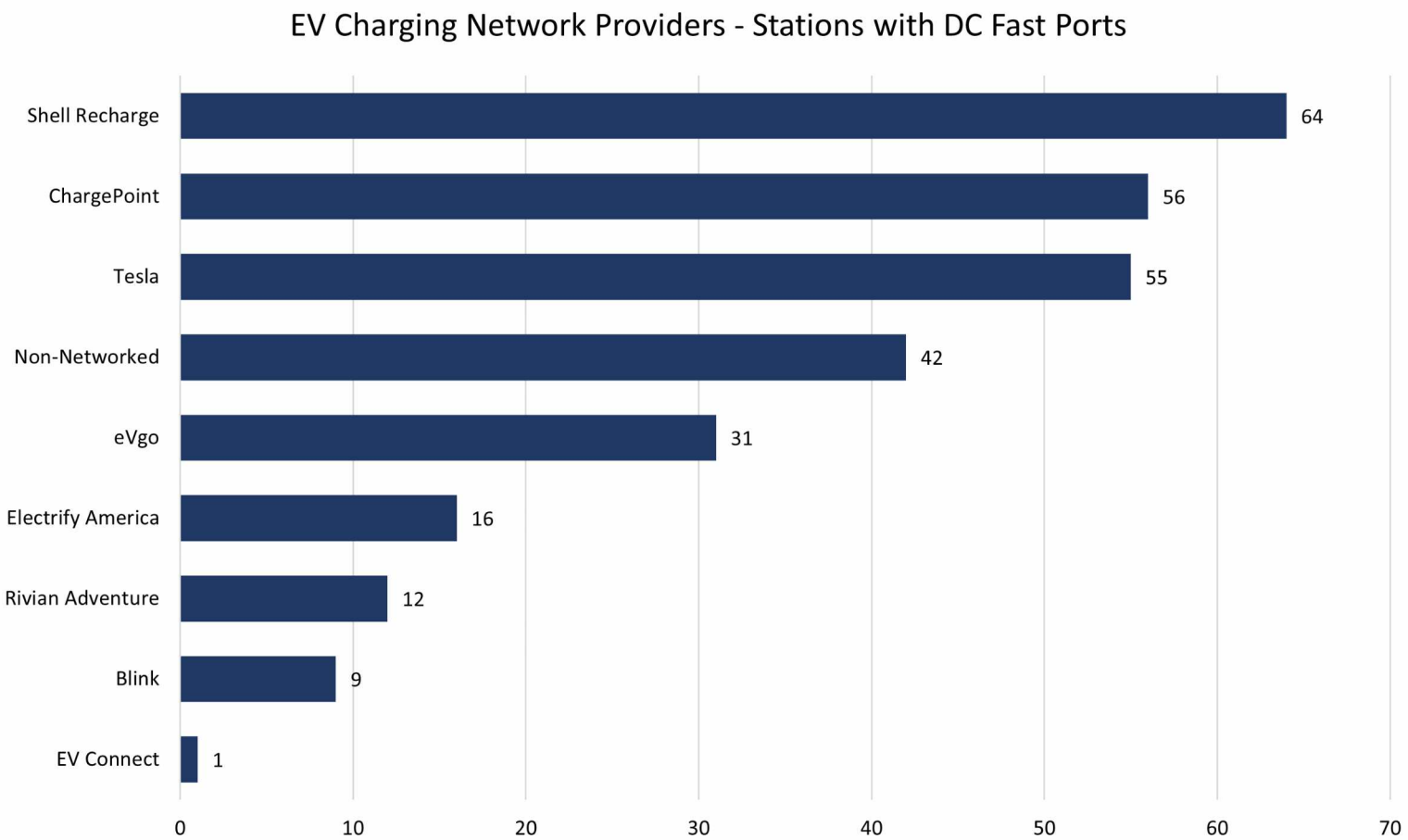
EV Charging Network Providers - Stations with DC Fast Ports
Shell Recharge
64
ChargePoint
56
Tesla
55
Non-Networked
42
eVgo
31
Electrify America
16
Rivian Adventure
12
Blink
9
EV Connect
1
0
10
20
30
40
50
60
70

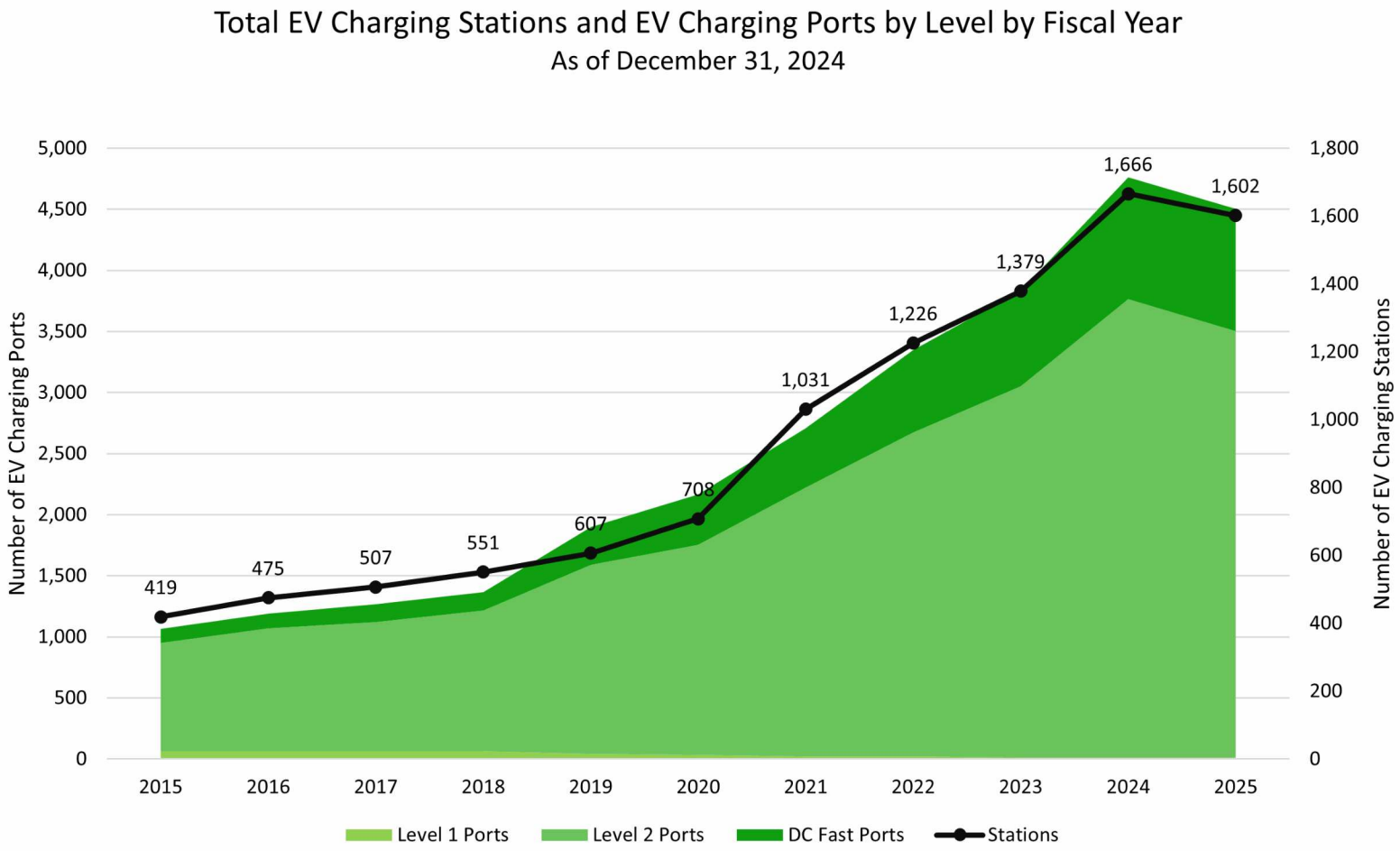
Total EV Charging Stations and EV Charging Ports by Level by Fiscal Year
As of December 31, 2024
Number of EV Charging Ports
Number of EV Charging Stations
5,000
4,500
4,000
3,500
3,000
2,500
2,000
1,500
1,000
500
0
1,800
1,600
1,400
1,200
1,000
800
600
400
200
0
419
475
507
551
607
708
1,031
1,226
1,379
1,666
1,602
2015
2016
2017
2018
2019
2020
2021
2022
2023
2024
2025
Level 1 Ports
Level 2 Ports
DC Fast Ports
Stations