

July 30, 2024

Ms. Valeriya Remezova
Division Administrator
Attn: Ms. Jasmine Champion
Federal Highway Administration
Maryland Division
George H. Fallon Federal Building
31 Hopkins Plaza, Suite 1520
Baltimore MD 21201

Ms. Terry Garcia Crews
Regional Administrator
Attn: Mr. Daniel Sommerville
Federal Transit Administration, Region III
1835 Market Street, Suite 1910
Philadelphia PA 19103-2968

Dear Ms. Remezova and Ms. Crews:

The Maryland Department of Transportation (MDOT) hereby requests an amendment to the Fiscal Year (FY) 2022-2025 Maryland Statewide Transportation Improvement Program (STIP) for projects contained in the Baltimore Regional Transportation Planning Board (BRTB) FY 2024-2027 Transportation Improvement Program (TIP) on behalf of the Maryland Transit Administration (MTA).

The BRTB approved the following amendment to the TIP on July 23, 2024. MDOT has assigned Control #22-153 for this amendment to the STIP. The BRTB approval and supporting documentation are attached.

Project Name	STIP #	Funding Source	FY22-FY25 Net Federal Change (in 000's)
Agencywide System Preservation and Improvement	40-1801-64	5307	11,615
Metro and Light Rail System Preservation and Improvement	40-1805-64	5307	34,828
MARC Facilities	70-1503-55	5337	(15,385)
MARC Improvements	70-1502-54	3028 5337	15,343

Ms. Valeriya Remezova
Ms. Terry Garcia Crews
Page Two

The Maryland Statewide Transportation Improvement Program (STIP) continues to be fiscally constrained. Should you have additional questions or concerns, please contact me at 410-865-1098, toll free 888-713-1414 or via e-mail at djanousek@mdot.maryland.gov.

Sincerely,

A handwritten signature in cursive script that reads "Daniel Janousek".

Dan Janousek
Regional Planner
Office of Planning and Capital Programming

Attachment

cc: Ms. Kari Snyder, Regional Planner, OPCP, MDOT



July 23, 2024

Mr. Geoff Anderson, Chief
Office of Planning, Programming, and Delivery
Attn: Mr. Dan Janousek
Maryland Department of Transportation
7201 Corporate Center Drive
Hanover, MD 21076-1415

Dear Mr. Anderson:

Enclosed is one amendment to the *2024-2027 Baltimore Region Transportation Improvement Program (TIP)* as approved by the Baltimore Regional Transportation Board (BRTB) on July 23, 2024. The documentation enclosed supports changes to the *2024-2027 TIP* for four MDOT MTA projects.

- **Agencywide System Preservation and Improvement: 40-1801-64**
- **Metro and Light Rail System Preservation and Improvement: 40-1805-64**
- **MARC Facilities: 70-1503-55**
- **MARC Improvements: 70-1502-54**

This amendment was presented to the Technical Committee on July 2, 2024. The Interagency Consultation Group (ICG) has also determined these projects to be exempt according to the conformity rule.

MDOT MTA has affirmed that fiscal constraint for their program of projects remains intact and have made a commitment to the match required.

Pursuant to the prescribed TIP amendment process MOU signed in 2014, the BRTB approved Resolution #25-1 to support these changes to the *2024-2027 TIP*.



If you have any questions, please feel free to call me.

Sincerely,

A handwritten signature in dark ink, appearing to read "T. Lang", written over a light gray rectangular background.

Todd R. Lang, Director
Transportation Planning

Enclosures

cc: Mr. Eric Beckett, MDOT MTA
Ms. Erika Falk, MDOT MTA
Ms. Jamie Richardson, MDOT MTA



Summary of FY 2024-2027 TIP Changes

Project Title	TIP Change Reason	Description	Type of Change
Agencywide System Preservation and Improvement 40-1801-64	This amendment shifts funds from the FY 20 5307 grant to the correct year of obligation. Section 5307 funds increase in FY 2024 for construction by \$14.5 million (\$11.6 million federal/\$2.9 matching). The total estimated cost of the project increases from \$33.9 million to \$48.4 million.	<p>This is an ongoing project to rehabilitate agency-wide facilities, systems, and infrastructure. Rehabilitation projects include roofing and pavement for facilities, a system network migration and upgrade, systemwide escalators, and modernization of 40 elevators system-wide. In addition to the matching funds listed, MDOT MTA has committed \$139 million in state dollars.</p> <p>Conformity Status: Exempt</p>	Amendment Resolution #25-1
Metro and Light Rail System Preservation and Improvement 40-1805-64	This amendment shifts funds from the FY 20 5307 grant to the correct year of obligation. Section 5307 funds increase in FY 2024 for construction by \$43.5 million (\$34.8 million federal/\$8.7 matching). The total estimated cost of the project increases from \$88.9 million to \$132.4 million.	<p>This is an ongoing project to rehabilitate Light Rail and Metro facilities, infrastructure, track and equipment, including replacing interlockings, repairing tunnel liners and doors, and the design and installation of new fiber optic cables. In addition to the matching funds listed, MTA has committed \$220 million in state dollars.</p> <p>Conformity Status: Exempt</p>	Amendment Resolution #25-1
MARC Facilities 70-1503-55	This amendment deletes \$19.2 million in Section 5337 funding (\$15.38 million federal/\$3.84 matching) in FY 2024. This decrease in FY 2024 funding corrects an earlier amendment that inadvertently added funds to MARC Facilities project vs MARC Improvements. There is a corresponding Amendment to the MARC Improvement project. The Total Estimated Cost decreases from \$67.14 million to \$47.91 million.	<p>1)MARC BWI Garage Facility – Identify and prioritize needed repair which are then designed and constructed. 2)MARC Maintenance Facility Improvements in the Baltimore Region including the Riverside Heavy Maintenance Facility. 3)Renovations of MARC stations in the Baltimore Region including West Baltimore, Elkton, and Bayview stations. Note: In addition to the matching funds listed, MTA has committed \$21.7 million in state dollars.</p> <p>Conformity Status: Exempt</p>	Amendment Resolution #25-1



Project Title	TIP Change Reason	Description	Type of Change
MARC Improvements 70-1502-54	This amendment adds \$18.7 million in Section 5337 funding (\$14.96 million federal/\$3.74 matching) in FY 2024 and \$0.46 million in Section 3028 funding (\$0.385 million federal/\$0.077 Matching) in FY 2024. This increase in FY 2024 funding corrects an earlier amendment that inadvertently added funds to MARC Facilities project vs MARC Improvements. There is a corresponding Amendment to the MARC Facilities project. The Total Estimated Cost increases from \$55.78 million to \$74.9 million.	<p>This project provides funding to implement ongoing improvements derived from the MARC Master Plan and Amtrak/CSX Operating Agreements. In addition to the matching funds listed, MTA has committed \$24 million in state dollars.</p> <p>Conformity Status: Exempt</p>	Amendment Resolution #25-1

TO: OPCP DEPUTY DIRECTOR MICHELLE MARTIN
OFFICE OF PLANNING AND CAPITAL PROGRAMMING
MARYLAND DEPARTMENT OF TRANSPORTATION (MDOT)

ATTN: OPCP REGIONAL PLANNER DAN JANOUSEK
OPCP REGIONAL PLANNER KARI SNYDER

FROM: DIRECTOR ERIC BECKETT *Eric Beckett*
OFFICE OF CAPITAL PROGRAMMING AND ASSET MANAGEMENT
MARYLAND TRANSIT ADMINISTRATION (MTA)

DATE: JUNE 5, 2024

SUBJECT: REQUEST FOR AN AMENDMENT TO THE FISCAL YEAR 2024-2027
BALTIMORE REGIONAL TRANSPORTATION BOARD (BRTB)
TRANSPORTATION IMPROVEMENT PROGRAM (TIP)

PURPOSE OF MEMORANDUM

To request OPCP request BRTB to approve the following TIP amendment and, upon BRTB approval, notify the Federal Transit Administration (FTA) of the amendment to the BRTB FY 2024-FY2027 TIP. This amendment will add \$11,615,000 in 5307 funds and \$2,904,000 in state funds.

SUMMARY

The MTA requests that the BRTB amend the FY 2024-2027 BRTB TIP to reflect the following action.

TIP	PROJECT	FUNDING TYPE	NEW FUNDING
40-1801-64	Agencywide System Preservation and Improvement	5307	\$11,615,000
		State	\$2,904,000

ANALYSIS

The MTA has pre-award authority and is moving forward with obligating the FY 20 5307 grant with this action in FY 24, necessitating the moving of funds from FY 20. Projects included with this allocation and covered on this TIP page include roof replacements at Wabash, West Cold Spring Metro Substation, Rogers and Reisterstown Metro Stations, and at Northwest. It also includes agencywide migration to MD First 700mhz.

The attached Statewide Transportation Improvement Program (STIP) report documents MDOT's requested amendment with respect to funding for the project above. The requested action will not impact scheduling or funding availability for other projects in the current STIP, which continues to be fiscally constrained.

Please modify the FY2024-2027 BRTB TIP and the FY 2022-2025 STIP to reflect the funding information provided in the attachments. If you have any questions, please do not hesitate to contact Ms. Erika Falk, MDOT MTA Office of Planning and Capital Programming, at 410-767-3895 or via email at efalk@mdot.maryland.gov.

ATTACHMENTS

- FY 2024-2027 BRTB TIP Project Report
- FY 2022-2025 Maryland STIP Project Report

cc: Ms. Erika Falk, Capital Analyst, Office of Planning and Programming, MTA
Ms. Kisha Joyner, Assistant Manager, Capital Programming and Asset Management, MTA
Ms. Michelle Martin, Deputy Director, Planning and Capital Programming, TSO
Ms. Jamie Richardson, Manager, Baltimore Project Development, MTA

Agencywide System Preservation and Improvement

TIP ID	40-1801-64	Year of Operation	Ongoing
Agency	MTA - Transit	Project Type	Preservation and improvements
Project Category	Transit Preservation	Functional Class	NA
Conformity Status	Exempt	Physical Data	NA
CIP or CTP ID(s)	Multiple	Est. Total Cost	\$48,429,000

Description:

This is an ongoing project to rehabilitate agency-wide facilities, systems, and infrastructure. Rehabilitation projects include roofing and pavement for facilities, a system network migration and upgrade, systemwide escalators, and modernization of 40 elevators system-wide. In addition to the matching funds listed, MDOT MTA has committed \$139 million in state dollars.


Justification:

The associated projects support regional management and operation initiatives to improve service, safety, and assure the preservation of infrastructure agency-wide.

Amendment: This amendment shifts funds from the FY 20 5307 grant to the correct year of obligation. Section 5307 funds increase in FY 2024 for construction by \$14.5 million (\$11.6 million federal/\$2.9 matching). The total estimated cost of the project increases from \$33.9 million to \$48.4 million.

Connection to Long-Range Transportation Planning Goals:

- 1.B Improve System Safety -- Adopt relevant state & local plans that reduce trans. related inj./fatalities.
- 1.E Improve System Safety -- Improve conditions for non-motorists to travel safely, have safer interactions with other modes, & safe access to transit amenities.
- 2.E Improve and Maintain the Existing Infrastructure -- Improve the condition of transit infrastructure and stations/stops.



**Agencywide System Preservation and Improvement**

(Funding in Thousands)

Section 5307 Urbanized Area Formula Program (funding for capital projects) -ORIGINAL

Phase	FY 2024 Federal Funds	FY 2024 Matching Funds	FY 2025 Federal Funds	FY 2025 Matching Funds	FY 2026 Federal Funds	FY 2026 Matching Funds	FY 2027 Federal Funds	FY 2027 Matching Funds	Total Four-Year Funding Request
CON	\$8,094	\$2,023	\$12,120	\$3,030	\$0	\$0	\$6,915	\$1,728	\$33,910
OTH	\$0	\$0	\$0	\$0	\$0	\$0	\$0	\$0	\$0
ENG	\$0	\$0	\$0	\$0	\$0	\$0	\$0	\$0	\$0
PL	\$0	\$0	\$0	\$0	\$0	\$0	\$0	\$0	\$0
ROW	\$0	\$0	\$0	\$0	\$0	\$0	\$0	\$0	\$0
Subtotal	\$8,094	\$2,023	\$12,120	\$3,030	\$0	\$0	\$6,915	\$1,728	\$33,910
Total	\$8,094	\$2,023	\$12,120	\$3,030	\$0	\$0	\$6,915	\$1,728	\$33,910



Agencywide System Preservation and Improvement

(Funding in Thousands)

Section 5307 Urbanized Area Formula Program (funding for capital projects) -UPDATE

Phase	FY 2024 Federal Funds	FY 2024 Matching Funds	FY 2025 Federal Funds	FY 2025 Matching Funds	FY 2026 Federal Funds	FY 2026 Matching Funds	FY 2027 Federal Funds	FY 2027 Matching Funds	Total Four-Year Funding Request
CON	\$19,709	\$4,927	\$12,120	\$3,030	\$0	\$0	\$6,915	\$1,728	\$48,429
OTH	\$0	\$0	\$0	\$0	\$0	\$0	\$0	\$0	\$0
ENG	\$0	\$0	\$0	\$0	\$0	\$0	\$0	\$0	\$0
PL	\$0	\$0	\$0	\$0	\$0	\$0	\$0	\$0	\$0
ROW	\$0	\$0	\$0	\$0	\$0	\$0	\$0	\$0	\$0
Subtotal	\$19,709	\$4,927	\$12,120	\$3,030	\$0	\$0	\$6,915	\$1,728	\$48,429
Total	\$19,709	\$4,927	\$12,120	\$3,030	\$0	\$0	\$6,915	\$1,728	\$48,429

Agencywide System Preservation and Improvement

TIP ID #	40-1801-64	Year of Operation	Ongoing
Agency	MTA - Transit	Project Type	Preservation and improvements
Project Category	Transit	Functional Class	NA
Conformity Status	Exempt	Physical Data	NA
CIP / CTP Page #	Multiple	Est. Total Cost	\$ 59,205,000

Description	Justification
This is an ongoing project to rehabilitate agency-wide facilities, systems, and infrastructure. Rehabilitation projects include roofing and pavement for facilities, a system network migration and upgrade, system-wide escalators, and modernization of 40 elevators system-wide. In addition to the matching funds listed, MDOT MTA has committed \$139 million in state dollars.	The associated projects support regional management and operation initiatives to improve service, safety, and assure the preservation of infrastructure agency-wide.

Section 5307 Urbanized Area Formula Program (funding for capital projects)

	Previous Requests		Annual Element		Federal Funding Requests (\$000)						Project Totals
Phase	Previous Federal Funds	Previous Matching Funds	FY2024 Federal Funds	FY2024 Matching Funds	FY2025 Federal Funds	FY2025 Matching Funds	FY2026 Federal Funds	FY2026 Matching Funds	FY2027 Federal Funds	FY2027 Matching Funds	Estimated Project Total
CON	\$ 8,621	\$ 2,155	\$ 19,709	\$ 4,927	\$ 12,120	\$ 3,030	\$ -	\$ -	\$ 6,915	\$ 1,728	\$ 59,205
OTH	\$ -	\$ -	\$ -	\$ -	\$ -	\$ -	\$ -	\$ -	\$ -	\$ -	\$ -
PE	\$ -	\$ -	\$ -	\$ -	\$ -	\$ -	\$ -	\$ -	\$ -	\$ -	\$ -
PP	\$ -	\$ -	\$ -	\$ -	\$ -	\$ -	\$ -	\$ -	\$ -	\$ -	\$ -
ROW	\$ -	\$ -	\$ -	\$ -	\$ -	\$ -	\$ -	\$ -	\$ -	\$ -	\$ -
Totals	\$ 8,621	\$ 2,155	\$ 19,709	\$ 4,927	\$ 12,120	\$ 3,030	\$ -	\$ -	\$ 6,915	\$ 1,728	\$ 59,205

Funding Source(s) Total

	Previous Requests		Annual Element		Federal Funding Requests (\$000)						Project Totals
Totals	\$ 8,621	\$ 2,155	\$ 19,709	\$ 4,927	\$ 12,120	\$ 3,030	\$ -	\$ -	\$ 6,915	\$ 1,728	\$ 59,205


MARYLAND STATEWIDE TIP FY 2022-2025

MDOT TIP ID: 40-1801.64

SUMMARY TABLE

Project:	Amendment Criteria	Conformity Status	Environmental Status	Current Funding Level (000s)		
				Federal	State/Local	Total
Agencywide System Preservation and Improvement	B	Exempt		\$ 28,835	\$ 7,208	\$ 36,043
	Administration	Area/MPO	CTP Page	Net Funding Change (000s)		
				Federal	State/Local	Total
	MTA	BRTB	Multiple	\$ 11,615	\$ 2,904	\$ 14,519
Description:	This is an ongoing project to rehabilitate agency-wide facilities, systems, and infrastructure. Rehabilitation projects include roofing and pavement for facilities, a system network migration and upgrade, system-wide escalators, and modernization of 40 elevators system-wide. In addition to the matching funds listed, MDOT MTA has committed \$139 million in state dollars.					
Justification:	The associated projects support regional management and operation initiatives to improve service, safety, and assure the preservation of infrastructure agency-wide.					

INDIVIDUAL REQUEST FORM

STIP/TIP Amendment Criteria		Funding	FY 2022	FY 2023	FY 2024	FY 2025	Total
<input type="checkbox"/> A) Adds new individual projects to the current STIP	Current (000s)	Total	\$ -	\$ 10,776	\$ 10,117	\$ 15,150	\$ 36,043
		Federal	\$ -	\$ 8,621	\$ 8,094	\$ 12,120	\$ 28,835
		State/Local	\$ -	\$ 2,155	\$ 2,023	\$ 3,030	\$ 7,208
<input checked="" type="checkbox"/> B) Increase/decrease, scope change, advance, delay, or phase change	Proposed (000s)	Total	\$ -	\$ 10,776	\$ 24,636	\$ 15,150	\$ 50,562
Federal		\$ -	\$ 8,621	\$ 19,709	\$ 12,120	\$ 40,450	
State/Local		\$ -	\$ 2,155	\$ 4,927	\$ 3,030	\$ 10,112	
<input type="checkbox"/> C) Removes or deletes individual listed project from the STIP	Change (000s)	Total	\$ -	\$ -	\$ 14,519	\$ -	\$ 14,519
<input type="checkbox"/> D) Other		Federal	\$ -	\$ -	\$ 11,615	\$ -	\$ 11,615
		State/Local	\$ -	\$ -	\$ 2,904	\$ -	\$ 2,904
 MARYLAND DEPARTMENT OF TRANSPORTATION							

PHASE DETAIL

Current		FY 2022		FY 2023		FY 2024		FY 2025		TOTAL		
Phase	Funding	Federal	State/Local	Federal	State/Local	Federal	State/Local	Federal	State/Local	Federal	State/Local	Total
CO	5307	\$ -	\$ -	\$ 8,621	\$ 2,155	\$ 8,094	\$ 2,023	\$ 12,120	\$ 3,030	\$ 28,835	\$ 7,208	\$ 36,043
		\$ -	\$ -	\$ -	\$ -					\$ -	\$ -	\$ -
		\$ -	\$ -	\$ -	\$ -					\$ -	\$ -	\$ -
		\$ -	\$ -	\$ -	\$ -	\$ -	\$ -	\$ -	\$ -	\$ -	\$ -	\$ -
		\$ -	\$ -	\$ -	\$ -	\$ -	\$ -	\$ -	\$ -	\$ -	\$ -	\$ -
Total		\$ -	\$ -	\$ 8,621	\$ 2,155	\$ 8,094	\$ 2,023	\$ 12,120	\$ 3,030	\$ 28,835	\$ 7,208	\$ 36,043

Proposed		FY 2022		FY 2023		FY 2024		FY 2025		TOTAL		
Phase	Funding	Federal	State/Local	Federal	State/Local	Federal	State/Local	Federal	State/Local	Federal	State/Local	Total
CO	5307	\$ -	\$ -	\$ 8,621	\$ 2,155	\$ 19,709	\$ 4,927	\$ 12,120	\$ 3,030	\$ 40,450	\$ 10,112	\$ 50,562
		\$ -	\$ -	\$ -	\$ -					\$ -	\$ -	\$ -
		\$ -	\$ -	\$ -	\$ -					\$ -	\$ -	\$ -
		\$ -	\$ -	\$ -	\$ -	\$ -	\$ -	\$ -	\$ -	\$ -	\$ -	\$ -
		\$ -	\$ -	\$ -	\$ -	\$ -	\$ -	\$ -	\$ -	\$ -	\$ -	\$ -
Total		\$ -	\$ -	\$ 8,621	\$ 2,155	\$ 19,709	\$ 4,927	\$ 12,120	\$ 3,030	\$ 40,450	\$ 10,112	\$ 50,562

Change		FY 2022		FY 2023		FY 2024		FY 2025		TOTAL		
Phase	Funding	Federal	State/Local	Federal	State/Local	Federal	State/Local	Federal	State/Local	Federal	State/Local	Total
CO	5307	\$ -	\$ -	\$ -	\$ -	\$ 11,615	\$ 2,904	\$ -	\$ -	\$ 11,615	\$ 2,904	\$ 14,519
		\$ -	\$ -	\$ -	\$ -	\$ -	\$ -	\$ -	\$ -	\$ -	\$ -	\$ -
		\$ -	\$ -	\$ -	\$ -	\$ -	\$ -	\$ -	\$ -	\$ -	\$ -	\$ -
		\$ -	\$ -	\$ -	\$ -	\$ -	\$ -	\$ -	\$ -	\$ -	\$ -	\$ -
Total		\$ -	\$ -	\$ -	\$ -	\$ 11,615	\$ 2,904	\$ -	\$ -	\$ 11,615	\$ 2,904	\$ 14,519

TOTAL PROJECT COST

Prior Cost (≤ FY 2021)		STIP Cost (FY 2022-2025)		Balance to Complete (≥ FY 2026)		Total Project Cost	
Federal	\$ -	Federal	\$ 40,450	Federal	\$ 6,915	Federal	\$ 47,365
State/Local	\$ -	State/Local	\$ 10,112	State/Local	\$ 1,728	State/Local	\$ 11,840
Total	\$ -	Total	\$ 50,562	Total	\$ 8,643	Total	\$ 59,205

TO: OPCP DEPUTY DIRECTOR MICHELLE MARTIN
OFFICE OF PLANNING AND CAPITAL PROGRAMMING
MARYLAND DEPARTMENT OF TRANSPORTATION (MDOT)

ATTN: OPCP REGIONAL PLANNER DAN JANOUSEK
OPCP REGIONAL PLANNER KARI SNYDER

FROM: DIRECTOR ERIC BECKETT *Eric Beckett*
OFFICE OF CAPITAL PROGRAMMING AND ASSET MANAGEMENT
MARYLAND TRANSIT ADMINISTRATION (MTA)

DATE: JUNE 5, 2024

SUBJECT: REQUEST FOR AN AMENDMENT TO THE FISCAL YEAR 2024-2027
BALTIMORE REGIONAL TRANSPORTATION BOARD (BRTB)
TRANSPORTATION IMPROVEMENT PROGRAM (TIP)

PURPOSE OF MEMORANDUM

To request OPCP request BRTB to approve the following TIP amendment and, upon BRTB approval, notify the Federal Transit Administration (FTA) of the amendment to the BRTB FY 2024-FY2027 TIP. This amendment will add \$34,828,000 in 5307 funds and \$8,707,000 in state funds.

SUMMARY

The MTA requests that the BRTB amend the FY 2024-2027 BRTB TIP to reflect the following action.

TIP	PROJECT	FUNDING TYPE	NEW FUNDING
40-1805-64	Metro and Light Rail System Preservation and Improvement	5307	\$34,828,000
		State	\$8,707,000

ANALYSIS

The MTA has pre-award authority and is moving forward with obligating the FY 20 5307 grant with this action in FY 24, necessitating the moving of funds from FY 20. Projects included with this allocation and covered on this TIP page include metro street grate repairs, Metro tunnel liner repairs, Metro Signaling and Railcar replacement, Metro Train Control, Light Rail South End Rehabilitation, Light Rail central business district cable replacement, tunnel door replacement and repairs, equipment upgrades at Wabash, and rehabilitation of the Light Rail traction substations.

The attached Statewide Transportation Improvement Program (STIP) report documents MDOT's requested amendment with respect to funding for the project above. The requested action will not impact scheduling or funding availability for other projects in the current STIP, which continues to be fiscally constrained.

Please modify the FY2024-2027 BRTB TIP and the FY 2022-2025 STIP to reflect the funding information provided in the attachments. If you have any questions, please do not hesitate to contact Ms. Erika Falk, MDOT MTA Office of Planning and Capital Programming, at 410-767-3895 or via email at efalk@mdot.maryland.gov.

ATTACHMENTS

- FY 2024-2027 BRTB TIP Project Report
- FY 2022-2025 Maryland STIP Project Report

cc: Ms. Erika Falk, Capital Analyst, Office of Planning and Programming, MTA
Ms. Kisha Joyner, Assistant Manager, Capital Programming and Asset Management, MTA
Ms. Michelle Martin, Deputy Director, Planning and Capital Programming, TSO
Ms. Jamie Richardson, Manager, Baltimore Project Development, MTA

Metro and Light Rail System Preservation and Improvement

TIP ID	40-1805-64	Year of Operation	Ongoing
Agency	MTA - Transit	Project Type	Preservation and improvements
Project Category	Transit Preservation	Functional Class	NA
Conformity Status	Exempt	Physical Data	NA
CIP or CTP ID(s)	Multiple	Est. Total Cost	\$132,404,000

Description:

This is an ongoing project to rehabilitate Light Rail and Metro facilities, infrastructure, track, and equipment, including replacing interlockings, repairing tunnel liners and doors, and the design and installation of new fiber optic cables. In addition to the matching funds listed, MTA has committed \$220 million in state dollars.

Justification:

The associated projects support regional management and operation initiatives to improve service and safety and assure the preservation of the Light Rail and Metro systems.

Amendment: This amendment shifts funds from the FY 20 5307 grant to the correct year of obligation. Section 5307 funds increase in FY 2024 for construction by \$43.5 million (\$34.8 million federal/\$8.7 matching). The total estimated cost of the project increases from \$88.9 million to \$132.4 million.

Connection to Long-Range Transportation Planning Goals:

- 1.C Improve System Safety -- Improve safety in all modes through traffic & transit system mgt., communications, governance and policies.
- 2.E Improve and Maintain the Existing Infrastructure -- Improve the condition of transit infrastructure and stations/stops.
- 3.F Improve Accessibility -- Improve system connectivity and continuity among all modes and geographic



**Metro and Light Rail System Preservation and Improvement**

(Funding in Thousands)

Section 5307 Urbanized Area Formula Program (funding for capital projects) -ORIGINAL

Phase	FY 2024 Federal Funds	FY 2024 Matching Funds	FY 2025 Federal Funds	FY 2025 Matching Funds	FY 2026 Federal Funds	FY 2026 Matching Funds	FY 2027 Federal Funds	FY 2027 Matching Funds	Total Four-Year Funding Request
CON	\$8,735	\$2,183	\$13,450	\$3,362	\$0	\$0	\$25,031	\$6,258	\$59,019
OTH	\$0	\$0	\$0	\$0	\$0	\$0	\$0	\$0	\$0
ENG	\$0	\$0	\$0	\$0	\$0	\$0	\$0	\$0	\$0
PL	\$0	\$0	\$0	\$0	\$0	\$0	\$0	\$0	\$0
ROW	\$0	\$0	\$0	\$0	\$0	\$0	\$0	\$0	\$0
Subtotal	\$8,735	\$2,183	\$13,450	\$3,362	\$0	\$0	\$25,031	\$6,258	\$59,019

Section 5337 (State of Good Repair Formula Program)

Phase	FY 2024 Federal Funds	FY 2024 Matching Funds	FY 2025 Federal Funds	FY 2025 Matching Funds	FY 2026 Federal Funds	FY 2026 Matching Funds	FY 2027 Federal Funds	FY 2027 Matching Funds	Total Four-Year Funding Request
CON	\$11,336	\$2,834	\$1,851	\$462	\$0	\$0	\$10,692	\$2,673	\$29,848
OTH	\$0	\$0	\$0	\$0	\$0	\$0	\$0	\$0	\$0
ENG	\$0	\$0	\$0	\$0	\$0	\$0	\$0	\$0	\$0
PL	\$0	\$0	\$0	\$0	\$0	\$0	\$0	\$0	\$0
ROW	\$0	\$0	\$0	\$0	\$0	\$0	\$0	\$0	\$0
Subtotal	\$11,336	\$2,834	\$1,851	\$462	\$0	\$0	\$10,692	\$2,673	\$29,848
Total	\$20,071	\$5,017	\$15,301	\$3,824	\$0	\$0	\$35,723	\$8,931	\$88,867

**Metro and Light Rail System Preservation and Improvement**

(Funding in Thousands)

Section 5307 Urbanized Area Formula Program (funding for capital projects) -UPDATE

Phase	FY 2024 Federal Funds	FY 2024 Matching Funds	FY 2025 Federal Funds	FY 2025 Matching Funds	FY 2026 Federal Funds	FY 2026 Matching Funds	FY 2027 Federal Funds	FY 2027 Matching Funds	Total Four-Year Funding Request
CON	\$43,564	\$10,891	\$13,450	\$3,362	\$0	\$0	\$25,031	\$6,258	\$102,556
OTH	\$0	\$0	\$0	\$0	\$0	\$0	\$0	\$0	\$0
ENG	\$0	\$0	\$0	\$0	\$0	\$0	\$0	\$0	\$0
PL	\$0	\$0	\$0	\$0	\$0	\$0	\$0	\$0	\$0
ROW	\$0	\$0	\$0	\$0	\$0	\$0	\$0	\$0	\$0
Subtotal	\$43,564	\$10,891	\$13,450	\$3,362	\$0	\$0	\$25,031	\$6,258	\$102,556

Section 5337 (State of Good Repair Formula Program) -UPDATE

Phase	FY 2024 Federal Funds	FY 2024 Matching Funds	FY 2025 Federal Funds	FY 2025 Matching Funds	FY 2026 Federal Funds	FY 2026 Matching Funds	FY 2027 Federal Funds	FY 2027 Matching Funds	Total Four-Year Funding Request
CON	\$11,336	\$2,834	\$1,851	\$462	\$0	\$0	\$10,692	\$2,673	\$29,848
OTH	\$0	\$0	\$0	\$0	\$0	\$0	\$0	\$0	\$0
ENG	\$0	\$0	\$0	\$0	\$0	\$0	\$0	\$0	\$0
PL	\$0	\$0	\$0	\$0	\$0	\$0	\$0	\$0	\$0
ROW	\$0	\$0	\$0	\$0	\$0	\$0	\$0	\$0	\$0
Subtotal	\$11,336	\$2,834	\$1,851	\$462	\$0	\$0	\$10,692	\$2,673	\$29,848
Total	\$54,900	\$13,725	\$15,301	\$3,824	\$0	\$0	\$35,723	\$8,931	\$132,404

Metro and Light Rail System Preservation and Improvement

TIP ID #	40-1805-64	Year of Operation	Ongoing
Agency	MTA - Transit	Project Type	Preservation and improvements
Project Category	Transit	Functional Class	NA
Conformity Status	Exempt	Physical Data	NA
CIP / CTP Page #	Multiple	Est. Total Cost	\$ 132,405

Description	Justification
This is an ongoing project to rehabilitate Light Rail and Metro facilities, infrastructure, track, and equipment, including replacing interlockings, repairing tunnel liners and doors, and the design and installation of new fiber optic cables. In addition to the matching funds listed, MTA has committed \$220 million in state dollars.	The associated projects support regional management and operation initiatives to improve service and safety and assure the preservation of the Light Rail and Metro system.

Section 5307 Urbanized Area Formula Program (funding for capital projects)

	Previous Requests		Annual Element		Federal Funding Requests (\$000)						Project Totals
Phase	Previous Federal Funds	Previous Matching Funds	FY2024 Federal Funds	FY2024 Matching Funds	FY2025 Federal Funds	FY2025 Matching Funds	FY2026 Federal Funds	FY2026 Matching Funds	FY2027 Federal Funds	FY2027 Matching Funds	Estimated Project Total
CON	\$ -	\$ -	\$ 43,564	\$ 10,891	\$ 13,450	\$ 3,362	\$ -	\$ -	\$ 25,031	\$ 6,258	\$ 102,556
OTH	\$ -	\$ -	\$ -	\$ -	\$ -	\$ -	\$ -	\$ -	\$ -	\$ -	\$ -
PE	\$ -	\$ -	\$ -	\$ -	\$ -	\$ -	\$ -	\$ -	\$ -	\$ -	\$ -
PP	\$ -	\$ -	\$ -	\$ -	\$ -	\$ -	\$ -	\$ -	\$ -	\$ -	\$ -
ROW	\$ -	\$ -	\$ -	\$ -	\$ -	\$ -	\$ -	\$ -	\$ -	\$ -	\$ -
Totals	\$ -	\$ -	\$ 43,564	\$ 10,891	\$ 13,450	\$ 3,362	\$ -	\$ -	\$ 25,031	\$ 6,258	\$ 102,556

Section 5337

	Previous Requests		Annual Element		Federal Funding Requests (\$000)						Project Totals
Phase	Previous Federal Funds	Previous Matching Funds	FY2024 Federal Funds	FY2024 Matching Funds	FY2025 Federal Funds	FY2025 Matching Funds	FY2026 Federal Funds	FY2026 Matching Funds	FY2027 Federal Funds	FY2027 Matching Funds	Estimated Project Total
CON	\$ -	\$ -	\$ 11,336	\$ 2,834	\$ 1,851	\$ 463	\$ -	\$ -	\$ 10,692	\$ 2,673	\$ 29,849
OTH	\$ -	\$ -	\$ -	\$ -	\$ -	\$ -	\$ -	\$ -	\$ -	\$ -	\$ -
PE	\$ -	\$ -	\$ -	\$ -	\$ -	\$ -	\$ -	\$ -	\$ -	\$ -	\$ -
PP	\$ -	\$ -	\$ -	\$ -	\$ -	\$ -	\$ -	\$ -	\$ -	\$ -	\$ -
ROW	\$ -	\$ -	\$ -	\$ -	\$ -	\$ -	\$ -	\$ -	\$ -	\$ -	\$ -
Totals	\$ -	\$ -	\$ 11,336	\$ 2,834	\$ 1,851	\$ 463	\$ -	\$ -	\$ 10,692	\$ 2,673	\$ 29,849

Funding Source(s) Total

	Previous Requests		Annual Element		Federal Funding Requests (\$000)						Project Totals
Totals	\$ -	\$ -	\$ 54,900	\$ 13,725	\$ 15,301	\$ 3,825	\$ -	\$ -	\$ 35,723	\$ 8,931	\$ 132,405


MARYLAND STATEWIDE TIP FY 2022-2025

MDOT TIP ID: 40-1805-64

SUMMARY TABLE

Project:	Amendment Criteria	Conformity Status	Environmental Status	Current Funding Level (000s)		
				Federal	State/Local	Total
Metro and Light Rail System Preservation and Improvement	B	Exempt		\$ 35,373	\$ 8,842	\$ 44,215
	Administration	Area/MPO	CTP Page	Net Funding Change (000s)		
				Federal	State/Local	Total
	MTA	BRTB	Multiple	\$ 34,828	\$ 8,708	\$ 43,536
Description: This is an ongoing project to rehabilitate Light Rail and Metro facilities, infrastructure, track, and equipment, including replacing interlockings, repairing tunnel liners and doors, and the design and installation of new fiber optic cables. In addition to the matching funds listed, MTA has committed \$220 million in state dollars.						
Justification: The associated projects support regional management and operation initiatives to improve service and safety and assure the preservation of the Light Rail and Metro system.						

INDIVIDUAL REQUEST FORM

STIP/TIP Amendment Criteria		Funding	FY 2022	FY 2023	FY 2024	FY 2025	Total	
<input type="checkbox"/> A) Adds new individual projects to the current STIP	Current (000s)	Total	\$ -	\$ -	\$ 25,089	\$ 19,126	\$ 44,215	
		Federal	\$ -	\$ -	\$ 20,072	\$ 15,301	\$ 35,373	
		State/Local	\$ -	\$ -	\$ 5,017	\$ 3,825	\$ 8,842	
<input checked="" type="checkbox"/> B) Increase/decrease, scope change, advance, delay, or phase change	Proposed (000s)	Total	\$ -	\$ -	\$ 68,625	\$ 19,126	\$ 87,751	
<input type="checkbox"/> C) Removes or deletes individual listed project from the STIP		Federal	\$ -	\$ -	\$ 54,900	\$ 15,301	\$ 70,201	
<input type="checkbox"/> D) Other		State/Local	\$ -	\$ -	\$ 13,725	\$ 3,825	\$ 17,550	
 MARYLAND DEPARTMENT OF TRANSPORTATION		Change (000s)	Total	\$ -	\$ -	\$ 43,536	\$ -	\$ 43,536
			Federal	\$ -	\$ -	\$ 34,828	\$ -	\$ 34,828
			State/Local	\$ -	\$ -	\$ 8,708	\$ -	\$ 8,708

PHASE DETAIL

Current		FY 2022		FY 2023		FY 2024		FY 2025		TOTAL		
Phase	Funding	Federal	State/Local	Federal	State/Local	Federal	State/Local	Federal	State/Local	Federal	State/Local	Total
CO	5307	\$ -	\$ -	\$ -	\$ -	\$ 8,736	\$ 2,183	\$ 13,450	\$ 3,362	\$ 22,186	\$ 5,545	\$ 27,731
	5337	\$ -	\$ -	\$ -	\$ -	\$ 11,336	\$ 2,834	\$ 1,851	\$ 463	\$ 13,187	\$ 3,297	\$ 16,484
		\$ -	\$ -	\$ -	\$ -	\$ -	\$ -	\$ -	\$ -	\$ -	\$ -	\$ -
		\$ -	\$ -	\$ -	\$ -	\$ -	\$ -	\$ -	\$ -	\$ -	\$ -	\$ -
		\$ -	\$ -	\$ -	\$ -	\$ -	\$ -	\$ -	\$ -	\$ -	\$ -	\$ -
Total		\$ -	\$ -	\$ -	\$ -	\$ 20,072	\$ 5,017	\$ 15,301	\$ 3,825	\$ 35,373	\$ 8,842	\$ 44,215

Proposed		FY 2022		FY 2023		FY 2024		FY 2025		TOTAL		
Phase	Funding	Federal	State/Local	Federal	State/Local	Federal	State/Local	Federal	State/Local	Federal	State/Local	Total
CO	5307	\$ -	\$ -	\$ -	\$ -	\$ 43,564	\$ 10,891	\$ 13,450	\$ 3,362	\$ 57,014	\$ 14,253	\$ 71,267
	5337	\$ -	\$ -	\$ -	\$ -	\$ 11,336	\$ 2,834	\$ 1,851	\$ 463	\$ 13,187	\$ 3,297	\$ 16,484
		\$ -	\$ -	\$ -	\$ -	\$ -	\$ -	\$ -	\$ -	\$ -	\$ -	\$ -
		\$ -	\$ -	\$ -	\$ -	\$ -	\$ -	\$ -	\$ -	\$ -	\$ -	\$ -
		\$ -	\$ -	\$ -	\$ -	\$ -	\$ -	\$ -	\$ -	\$ -	\$ -	\$ -
Total		\$ -	\$ -	\$ -	\$ -	\$ 54,900	\$ 13,725	\$ 15,301	\$ 3,825	\$ 70,201	\$ 17,550	\$ 87,751

Change		FY 2022		FY 2023		FY 2024		FY 2025		TOTAL		
Phase	Funding	Federal	State/Local	Federal	State/Local	Federal	State/Local	Federal	State/Local	Federal	State/Local	Total
CO	5307	\$ -	\$ -	\$ -	\$ -	\$ 34,828	\$ 8,708	\$ -	\$ -	\$ 34,828	\$ 8,708	\$ 43,536
	5337	\$ -	\$ -	\$ -	\$ -	\$ -	\$ -	\$ -	\$ -	\$ -	\$ -	\$ -
		\$ -	\$ -	\$ -	\$ -	\$ -	\$ -	\$ -	\$ -	\$ -	\$ -	\$ -
		\$ -	\$ -	\$ -	\$ -	\$ -	\$ -	\$ -	\$ -	\$ -	\$ -	\$ -
Total		\$ -	\$ -	\$ -	\$ -	\$ 34,828	\$ 8,708	\$ -	\$ -	\$ 34,828	\$ 8,708	\$ 43,536

TOTAL PROJECT COST

Prior Cost (≤ FY 2021)		STIP Cost (FY 2022-2025)		Balance to Complete (≥ FY 2026)		Total Project Cost	
Federal	\$ -	Federal	\$ 70,201	Federal	\$ 35,723	Federal	\$ 105,924
State/Local	\$ -	State/Local	\$ 17,550	State/Local	\$ 8,931	State/Local	\$ 26,481
Total	\$ -	Total	\$ 87,751	Total	\$ 44,654	Total	\$ 132,405

TO: OPCP DEPUTY DIRECTOR MICHELLE MARTIN
OFFICE OF PLANNING AND CAPITAL PROGRAMMING
MARYLAND DEPARTMENT OF TRANSPORTATION (MDOT)

ATTN: OPCP REGIONAL PLANNER DAN JANOUSEK
OPCP REGIONAL PLANNER KARI SNYDER

FROM: DIRECTOR ERIC BECKETT
OFFICE OF CAPITAL PROGRAMMING AND ASSET MANAGEMENT
MARYLAND TRANSIT ADMINISTRATION (MTA)

DATE: JUNE 14, 2024

SUBJECT: REQUEST FOR AN ADMINISTRATIVE MODIFICATION TO THE FISCAL
YEAR 2024-2027 BALTIMORE REGIONAL TRANSPORTATION BOARD
(BRTB) TRANSPORTATION IMPROVEMENT PROGRAM (TIP)

PURPOSE OF MEMORANDUM

To request OPCP request BRTB to approve the following TIP administrative modification and, upon BRTB approval, notify the Federal Transit Administration (FTA) of the administrative modification to the BRTB FY 2024-FY2027 TIP. This administrative modification will remove \$15,385,000 in 5337 funding and \$3,846,000 in state funding to FY 24.

SUMMARY

The MTA requests that the BRTB process the following administrative modification the FY 2024-2027 BRTB TIP to reflect the following action.

TIP	PROJECT	PHASE	REVISED FUNDING
70-1503-55	MARC Facilities	CO	(\$19,231,000)

ANALYSIS

An earlier amendment added funding that should have been covered by 70-1502-54 to cover CSX Joint Benefit projects and Amtrak agreements. In addition, two station improvements were also included for Laurel and Muirkirk, which are in the TPB region. This Administrative modification removes this funding and a corresponding action increases the 70-1502-54 by the equivalent amount (\$14,958,000 federal / \$3,740,000 in state match). The two stations in the TPB will be amended into that TIP (\$427,000 federal/ \$106,000 state match).

Ms. Michelle Martin
Page Two

The attached Statewide Transportation Improvement Program (STIP) report documents MDOT's requested administrative modification with respect to funding for the project above. The requested action will not impact scheduling or funding availability for other projects in the current STIP, which continues to be fiscally constrained.

Please modify the FY2024-2027 BRTB TIP and the FY 2022-2025 STIP to reflect the funding information provided in the attachments. If you have any questions, please do not hesitate to contact Ms. Erika Falk, MDOT MTA Office of Planning and Capital Programming, at 410-767-3895 or via email at efalk@mdot.maryland.gov.

ATTACHMENTS

- FY 2024-2027 BRTB TIP Project Report
- FY 2022-2025 Maryland STIP Project Report

cc: Ms. Erika Falk, Capital Analyst, Office of Planning and Programming, MTA
Ms. Kisha Joyner, Assistant Manager, Capital Programming and Asset Management, MTA
Ms. Jamie Richardson, Manager, Baltimore Project Development, MTA

MARC Facilities

TIP ID	70-1503-55	Year of Operation	Ongoing
Agency	MTA - Commuter Rail	Project Type	Rehabilitation of facilities
Project Category	Commuter Rail Preservation	Functional Class	NA
Conformity Status	Exempt	Physical Data	NA
CIP or CTP ID(s)	Multiple	Est. Total Cost	\$47,909,000

Description:

- 1) MARC BWI Garage Facility- Identify and prioritize needed repairs which are then designed and constructed.
- 2) MARC Maintenance Facility Improvements in the Baltimore Region including the Riverside Heavy Maintenance Facility.
- 3) Renovation of MARC stations in the Baltimore Region including West Baltimore, Elkton, and Bayview Stations.

Note: In addition to the matching funds listed, MTA has committed \$21.7 million in state dollars.


Justification:

- 1) Repairs will extend the useful life of the garages and support continued ridership on the MARC system from this location.
- 2) The building will provide four maintenance slots for locomotives undergoing heavy maintenance and repair, which will free up maintenance slots in the main shop building for preventative maintenance and federally required inspections.

Amendment: This amendment deletes \$19.2 million in Section 5337 funding (\$15.38 million federal/\$3.84 matching) in FY 2024. This decrease in FY 2024 funding corrects an earlier amendment that inadvertently added funds to MARC Facilities project vs MARC Improvements. There is a corresponding Amendment to the MARC Improvement project. The Total Estimated Cost decreases from \$67.14 million to \$47.91 million.

Connection to Long-Range Transportation Planning Goals:

- 1.C Improve System Safety -- Improve safety in all modes through traffic & transit system mgt., communications, governance and policies.
- 2.E Improve and Maintain the Existing Infrastructure -- Improve the condition of transit infrastructure and stations/stops.
- 3.B Improve Accessibility -- Improve ADA-related conditions for pedestrians / transit riders.



**MARC Facilities**

(Funding in Thousands)

Section 5307 Urbanized Area Formula Program (funding for capital projects)

Phase	FY 2024 Federal Funds	FY 2024 Matching Funds	FY 2025 Federal Funds	FY 2025 Matching Funds	FY 2026 Federal Funds	FY 2026 Matching Funds	FY 2027 Federal Funds	FY 2027 Matching Funds	Total Four-Year Funding Request
CON	\$835	\$209	\$460	\$115	\$800	\$200	\$0	\$0	\$2,619
OTH	\$0	\$0	\$0	\$0	\$0	\$0	\$0	\$0	\$0
ENG	\$0	\$0	\$0	\$0	\$0	\$0	\$0	\$0	\$0
PL	\$0	\$0	\$0	\$0	\$0	\$0	\$0	\$0	\$0
ROW	\$0	\$0	\$0	\$0	\$0	\$0	\$0	\$0	\$0
Subtotal	\$835	\$209	\$460	\$115	\$800	\$200	\$0	\$0	\$2,619

Section 5337 (State of Good Repair Formula Program) -ORIGINAL

Phase	FY 2024 Federal Funds	FY 2024 Matching Funds	FY 2025 Federal Funds	FY 2025 Matching Funds	FY 2026 Federal Funds	FY 2026 Matching Funds	FY 2027 Federal Funds	FY 2027 Matching Funds	Total Four-Year Funding Request
CON	\$41,046	\$10,261	\$800	\$200	\$3,931	\$983	\$5,840	\$1,460	\$64,521
OTH	\$0	\$0	\$0	\$0	\$0	\$0	\$0	\$0	\$0
ENG	\$0	\$0	\$0	\$0	\$0	\$0	\$0	\$0	\$0
PL	\$0	\$0	\$0	\$0	\$0	\$0	\$0	\$0	\$0
ROW	\$0	\$0	\$0	\$0	\$0	\$0	\$0	\$0	\$0
Subtotal	\$41,046	\$10,261	\$800	\$200	\$3,931	\$983	\$5,840	\$1,460	\$64,521
Total	\$41,881	\$10,470	\$1,260	\$315	\$4,731	\$1,183	\$5,840	\$1,460	\$67,140

**MARC Facilities**

(Funding in Thousands)

Section 5307 Urbanized Area Formula Program (funding for capital projects)

Phase	FY 2024 Federal Funds	FY 2024 Matching Funds	FY 2025 Federal Funds	FY 2025 Matching Funds	FY 2026 Federal Funds	FY 2026 Matching Funds	FY 2027 Federal Funds	FY 2027 Matching Funds	Total Four-Year Funding Request
CON	\$835	\$209	\$460	\$115	\$800	\$200	\$0	\$0	\$2,619
OTH	\$0	\$0	\$0	\$0	\$0	\$0	\$0	\$0	\$0
ENG	\$0	\$0	\$0	\$0	\$0	\$0	\$0	\$0	\$0
PL	\$0	\$0	\$0	\$0	\$0	\$0	\$0	\$0	\$0
ROW	\$0	\$0	\$0	\$0	\$0	\$0	\$0	\$0	\$0
Subtotal	\$835	\$209	\$460	\$115	\$800	\$200	\$0	\$0	\$2,619

Section 5337 (State of Good Repair Formula Program) **UPDATE**

Phase	FY 2024 Federal Funds	FY 2024 Matching Funds	FY 2025 Federal Funds	FY 2025 Matching Funds	FY 2026 Federal Funds	FY 2026 Matching Funds	FY 2027 Federal Funds	FY 2027 Matching Funds	Total Four-Year Funding Request
CON	\$25,661	\$6,415	\$800	\$200	\$3,931	\$983	\$5,840	\$1,460	\$45,290
OTH	\$0	\$0	\$0	\$0	\$0	\$0	\$0	\$0	\$0
ENG	\$0	\$0	\$0	\$0	\$0	\$0	\$0	\$0	\$0
PL	\$0	\$0	\$0	\$0	\$0	\$0	\$0	\$0	\$0
ROW	\$0	\$0	\$0	\$0	\$0	\$0	\$0	\$0	\$0
Subtotal	\$25,661	\$6,415	\$800	\$200	\$3,931	\$983	\$5,840	\$1,460	\$45,290
Total	\$26,496	\$6,624	\$1,260	\$315	\$4,731	\$1,183	\$5,840	\$1,460	\$47,909

MARC Facilities

TIP ID #	70-1503-55	Year of Operation	Ongoing
Agency	MTA - Commuter Rail	Project Type	Rehabilitation of Facilities
Project Category	Commuter Rail Preservation	Functional Class	NA
Conformity Status	Exempt	Physical Data	NA
CIP / CTP Page #	Multiple	Est. Total Cost	\$ 47,908,500

Description	Justification
1) MARC BWI Garage Facility- Identify and prioritize needed repairs which are then designed and constructed 2) MARC Maintenance Facility improvements in the Baltimore region including the Riverside Heavy Maintenance Facility. 3) Renovation of MARC's stations in the Baltimore Region including West Baltimore, Elkton, Bayview Note: In addition to the matching funds listed, MTA has committed \$21.7 million in state dollars.	1) Repairs will extend the useful life of the garages and support continued ridership on the MARC system from this location. 2) The building will provide four new maintenance slots for locomotives undergoing heavy maintenance and repair, which will free up maintenance slots in the main shop building for preventative maintenance and federally required periodic inspections.

Section 5337 (State of Good Repair Formula Program)

	Previous Requests		Annual Element		Federal Funding Requests (\$000)						Project Totals
Phase	Previous Federal Funds	Previous Matching Funds	FY2024 Federal Funds	FY2024 Matching Funds	FY2025 Federal Funds	FY2025 Matching Funds	FY2026 Federal Funds	FY2026 Matching Funds	FY2027 Federal Funds	FY2027 Matching Funds	Estimated Project Total
CON	\$ -	\$ -	\$ 25,661	\$ 6,415	\$ 800	\$ 200	\$ 3,931	\$ 983	\$ 5,840	\$ 1,460	\$ 45,290
OTH	\$ -	\$ -	\$ -	\$ -	\$ -	\$ -	\$ -	\$ -	\$ -	\$ -	\$ -
PE	\$ -	\$ -	\$ -	\$ -	\$ -	\$ -	\$ -	\$ -	\$ -	\$ -	\$ -
PP	\$ -	\$ -	\$ -	\$ -	\$ -	\$ -	\$ -	\$ -	\$ -	\$ -	\$ -
ROW	\$ -	\$ -	\$ -	\$ -	\$ -	\$ -	\$ -	\$ -	\$ -	\$ -	\$ -
Totals	\$ -	\$ -	\$ 25,661	\$ 6,415	\$ 800	\$ 200	\$ 3,931	\$ 983	\$ 5,840	\$ 1,460	\$ 45,290

Section 5307

	Previous Requests		Annual Element		Federal Funding Requests (\$000)						Project Totals
Phase	Previous Federal Funds	Previous Matching Funds	FY2024 Federal Funds	FY2024 Matching Funds	FY2025 Federal Funds	FY2025 Matching Funds	FY2026 Federal Funds	FY2026 Matching Funds	FY2027 Federal Funds	FY2027 Matching Funds	Estimated Project Total
CON	\$ -	\$ -	\$ 835	\$ 209	\$ 460	\$ 115	\$ 800	\$ 200	\$ -	\$ -	\$ 2,619
OTH	\$ -	\$ -	\$ -	\$ -	\$ -	\$ -	\$ -	\$ -	\$ -	\$ -	\$ -
PE	\$ -	\$ -	\$ -	\$ -	\$ -	\$ -	\$ -	\$ -	\$ -	\$ -	\$ -
PP	\$ -	\$ -	\$ -	\$ -	\$ -	\$ -	\$ -	\$ -	\$ -	\$ -	\$ -
ROW	\$ -	\$ -	\$ -	\$ -	\$ -	\$ -	\$ -	\$ -	\$ -	\$ -	\$ -
Totals	\$ -	\$ -	\$ 835	\$ 209	\$ 460	\$ 115	\$ 800	\$ 200	\$ -	\$ -	\$ 2,619

Funding Source(s) Total

	Previous Requests		Annual Element		Federal Funding Requests (\$000)						Project Totals
Totals	\$ -	\$ -	\$ 26,496	\$ 6,624	\$ 1,260	\$ 315	\$ 4,731	\$ 1,183	\$ 5,840	\$ 1,460	\$ 47,909


MARYLAND STATEWIDE TIP FY 2022-2025

MDOT TIP ID: 70-1503-55

SUMMARY TABLE

Project:	Amendment Criteria	Conformity Status	Environmental Status	Current Funding Level (000s)		
				Federal	State/Local	Total
MARC Facilities	B	Exempt		\$ 43,141	\$ 10,785	\$ 53,926
	Administration	Area/MPO	CTP Page	Net Funding Change (000s)		
				Federal	State/Local	Total
	MTA	BRTB	Multiple	\$ (15,385)	\$ (3,846)	\$ (19,231)
Description	1) MARC BWI Garage Facility- Identify and prioritize needed repairs which are then designed and constructed 2) MARC Maintenance Facility improvements in the Baltimore region including the Riverside Heavy Maintenance Facility. 3) Renovation of MARC's stations in the Baltimore Region including West Baltimore, Elkton, Bayview Note: In addition to the matching funds listed, MTA has committed \$21.7 million in state dollars.					
Justification	1) Repairs will extend the useful life of the garages and support continued ridership on the MARC system from this location. 2) The building will provide four new maintenance slots for locomotives undergoing heavy maintenance and repair, which will free up maintenance slots in the main shop building for preventative maintenance and federally required periodic inspections.					

INDIVIDUAL REQUEST FORM

STIP/TIP Amendment Criteria		Funding	FY 2022	FY 2023	FY 2024	FY 2025	Total
<input type="checkbox"/> A) Adds new individual projects to the current STIP <input checked="" type="checkbox"/> B) Increase/decrease, scope change, advance, delay, or phase change <input type="checkbox"/> C) Removes or deletes individual listed project from the STIP <input type="checkbox"/> D) Other	Current	Total	\$ -	\$ -	\$ 52,351	\$ 1,575	\$ 53,926
	(000s)	Federal	\$ -	\$ -	\$ 41,881	\$ 1,260	\$ 43,141
		State/Local	\$ -	\$ -	\$ 10,470	\$ 315	\$ 10,785
	Proposed	Total	\$ -	\$ -	\$ 33,120	\$ 1,575	\$ 34,695
	(000s)	Federal	\$ -	\$ -	\$ 26,496	\$ 1,260	\$ 27,756
		State/Local	\$ -	\$ -	\$ 6,624	\$ 315	\$ 6,939
	Change	Total	\$ -	\$ -	\$ (19,231)	\$ -	\$ (19,231)
	(000s)	Federal	\$ -	\$ -	\$ (15,385)	\$ -	\$ (15,385)
		State/Local	\$ -	\$ -	\$ (3,846)	\$ -	\$ (3,846)

PHASE DETAIL

Current		FY 2022		FY 2023		FY 2024		FY 2025		TOTAL		
Phase	Funding	Federal	State/Local	Federal	State/Local	Federal	State/Local	Federal	State/Local	Federal	State/Local	Total
CO	5337	\$ -	\$ -	\$ -	\$ -	\$ 41,046	\$ 10,261	\$ 800	\$ 200	\$ 41,846	\$ 10,461	\$ 52,307
	5307	\$ -	\$ -	\$ -	\$ -	\$ 835	\$ 209	\$ 460	\$ 115	\$ 1,295	\$ 324	\$ 1,619
		\$ -	\$ -	\$ -	\$ -	\$ -	\$ -	\$ -	\$ -	\$ -	\$ -	\$ -
		\$ -	\$ -	\$ -	\$ -	\$ -	\$ -	\$ -	\$ -	\$ -	\$ -	\$ -
		\$ -	\$ -	\$ -	\$ -	\$ -	\$ -	\$ -	\$ -	\$ -	\$ -	\$ -
Total		\$ -	\$ -	\$ -	\$ -	\$ 41,881	\$ 10,470	\$ 1,260	\$ 315	\$ 43,141	\$ 10,785	\$ 53,926

Proposed		FY 2022		FY 2023		FY 2024		FY 2025		TOTAL		
Phase	Funding	Federal	State/Local	Federal	State/Local	Federal	State/Local	Federal	State/Local	Federal	State/Local	Total
CO	5337	\$ -	\$ -	\$ -	\$ -	\$ 25,661	\$ 6,415	\$ 800	\$ 200	\$ 26,461	\$ 6,615	\$ 33,076
	5307	\$ -	\$ -	\$ -	\$ -	\$ 835	\$ 209	\$ 460	\$ 115	\$ 1,295	\$ 324	\$ 1,619
		\$ -	\$ -	\$ -	\$ -	\$ -	\$ -	\$ -	\$ -	\$ -	\$ -	\$ -
		\$ -	\$ -	\$ -	\$ -	\$ -	\$ -	\$ -	\$ -	\$ -	\$ -	\$ -
		\$ -	\$ -	\$ -	\$ -	\$ -	\$ -	\$ -	\$ -	\$ -	\$ -	\$ -
Total		\$ -	\$ -	\$ -	\$ -	\$ 26,496	\$ 6,624	\$ 1,260	\$ 315	\$ 27,756	\$ 6,939	\$ 34,695

Change		FY 2022		FY 2023		FY 2024		FY 2025		TOTAL		
Phase	Funding	Federal	State/Local	Federal	State/Local	Federal	State/Local	Federal	State/Local	Federal	State/Local	Total
CO	5337	\$ -	\$ -	\$ -	\$ -	\$ (15,385)	\$ (3,846)	\$ -	\$ -	\$ (15,385)	\$ (3,846)	\$ (19,231)
	5307	\$ -	\$ -	\$ -	\$ -	\$ -	\$ -	\$ -	\$ -	\$ -	\$ -	\$ -
		\$ -	\$ -	\$ -	\$ -	\$ -	\$ -	\$ -	\$ -	\$ -	\$ -	\$ -
		\$ -	\$ -	\$ -	\$ -	\$ -	\$ -	\$ -	\$ -	\$ -	\$ -	\$ -
Total		\$ -	\$ -	\$ -	\$ -	\$ (15,385)	\$ (3,846)	\$ -	\$ -	\$ (15,385)	\$ (3,846)	\$ (19,231)

TOTAL PROJECT COST

Prior Cost (≤ FY 2021)		STIP Cost (FY 2022-2025)		Balance to Complete (≥ FY 2026)		Total Project Cost	
Federal	\$ -	Federal	\$ 27,756	Federal	\$ 10,571	Federal	\$ 38,327
State/Local	\$ -	State/Local	\$ 6,939	State/Local	\$ 2,643	State/Local	\$ 9,582
Total	\$ -	Total	\$ 34,695	Total	\$ 13,214	Total	\$ 47,909

TO: OPCP DEPUTY DIRECTOR MICHELLE MARTIN
OFFICE OF PLANNING AND CAPITAL PROGRAMMING
MARYLAND DEPARTMENT OF TRANSPORTATION (MDOT)

ATTN: OPCP REGIONAL PLANNER DAN JANOUSEK
OPCP REGIONAL PLANNER KARI SNYDER

FROM: DIRECTOR ERIC BECKETT
OFFICE OF CAPITAL PROGRAMMING AND ASSET MANAGEMENT
MARYLAND TRANSIT ADMINISTRATION (MTA)

DATE: JUNE 14, 2024

SUBJECT: REQUEST FOR AN ADMINISTRATIVE MODIFICATION TO THE FISCAL
YEAR 2024-2027 BALTIMORE REGIONAL TRANSPORTATION BOARD
(BRTB) TRANSPORTATION IMPROVEMENT PROGRAM (TIP)

PURPOSE OF MEMORANDUM

To request OPCP request BRTB to approve the following TIP administrative modification and, upon BRTB approval, notify the Federal Transit Administration (FTA) of the administrative modification to the BRTB FY 2024-FY2027 TIP. This administrative modification is the corresponding action with 70-1503-55 to move two projects from that TIP page to this TIP page. This action also adds \$385,000 in 3028 funds and \$77,000 in state match to address a budget amendment on a 2018 Positive Train Control project that was historically included on this TIP page.

SUMMARY

The MTA requests that the BRTB process the following administrative modification the FY 2024-2027 BRTB TIP to reflect the following action.

TIP	PROJECT	Type	NEW FUNDING
70-1502-54	MARC Improvements	5337	\$14,958,000
		3028	\$ 385,000
		State	\$ 3,817,000

ANALYSIS

The MARC Improvements project includes MTA's agreements with CSX for joint benefit projects and AMTRAK agreements. This is not new funding as MTA is moving forward with obligation of the FY 21 5337 grant with FTA. Examples of joint projects include the Carroll Interlocking, the West Baltimore/Lansdown Interlocking, and improvements to the Jessup yard. These projects were inadvertently included in an update to the MARC Facilities TIP page.

The attached Statewide Transportation Improvement Program (STIP) report documents MDOT's requested administrative modification with respect to funding for the project above. The requested action will not impact scheduling or funding availability for other projects in the current STIP, which continues to be fiscally constrained.

Please modify the FY2024-2027 BRTB TIP and the FY 2022-2025 STIP to reflect the funding information provided in the attachments. If you have any questions, please do not hesitate to contact Ms. Erika Falk, MDOT MTA Office of Planning and Capital Programming, at 410-767-3895 or via email at efalk@mdot.maryland.gov.

ATTACHMENTS

- FY 2024-2027 BRTB TIP Project Report
- FY 2022-2025 Maryland STIP Project Report

cc: Ms. Erika Falk, Capital Analyst, Office of Planning and Programming, MTA
Ms. Kisha Joyner, Assistant Manager, Capital Programming and Asset Management, MTA
Ms. Jamie Richardson, Manager, Baltimore Project Development, MTA

MARC Improvements

TIP ID	70-1502-54	Year of Operation	Ongoing
Agency	MTA - Commuter Rail	Project Type	Preservation and improvements
Project Category	Commuter Rail Preservation	Functional Class	NA
Conformity Status	Exempt	Physical Data	NA
CIP or CTP ID(s)	Multiple	Est. Total Cost	\$74,941,000

Description:

This project provides funding to implement ongoing improvements derived from the MARC Master Plan and Amtrak/CSX Operating Agreements. In addition to the matching funds listed, MTA has committed \$24 million in state dollars.

Justification:

Investments in passenger rail corridor infrastructure improvements are necessary to maintain/improve the safety and quality of MARC infrastructure.

Amendment: This amendment adds \$18.7 million in Section 5337 funding (\$14.96 million federal/\$3.74 matching) in FY 2024 and \$0.46 million in Section 3028 funding (\$0.385 million federal/\$0.077 Matching) in FY 2024. This increase in FY 2024 funding corrects an earlier amendment that inadvertently added funds to MARC Facilities project vs MARC Improvements. There is a corresponding Amendment to the MARC Facilities project. The Total Estimated Cost increases from \$55.78 million to \$74.9 million.

Connection to Long-Range Transportation Planning Goals:

- 1.C Improve System Safety -- Improve safety in all modes through traffic & transit system mgt., communications, governance and policies.
- 2.A Improve and Maintain the Existing Infrastructure -- Preserve and maintain the condition of roadway & transit systems through performance based planning & programming.
- 2.E Improve and Maintain the Existing Infrastructure -- Improve the condition of transit infrastructure and



**MARC Improvements**

(Funding in Thousands)

Section 5307 Urbanized Area Formula Program (funding for capital projects) -ORIGINAL

Phase	FY 2024 Federal Funds	FY 2024 Matching Funds	FY 2025 Federal Funds	FY 2025 Matching Funds	FY 2026 Federal Funds	FY 2026 Matching Funds	FY 2027 Federal Funds	FY 2027 Matching Funds	Total Four-Year Funding Request
CON	\$1,718	\$430	\$743	\$186	\$0	\$0	\$0	\$0	\$3,077
OTH	\$0	\$0	\$0	\$0	\$0	\$0	\$0	\$0	\$0
ENG	\$0	\$0	\$0	\$0	\$0	\$0	\$0	\$0	\$0
PL	\$0	\$0	\$0	\$0	\$0	\$0	\$0	\$0	\$0
ROW	\$0	\$0	\$0	\$0	\$0	\$0	\$0	\$0	\$0
Subtotal	\$1,718	\$430	\$743	\$186	\$0	\$0	\$0	\$0	\$3,077

Section 5337 (State of Good Repair Formula Program) -ORIGINAL

Phase	FY 2024 Federal Funds	FY 2024 Matching Funds	FY 2025 Federal Funds	FY 2025 Matching Funds	FY 2026 Federal Funds	FY 2026 Matching Funds	FY 2027 Federal Funds	FY 2027 Matching Funds	Total Four-Year Funding Request
CON	\$7,439	\$1,860	\$15,842	\$3,961	\$10,394	\$2,599	\$8,487	\$2,122	\$52,704
OTH	\$0	\$0	\$0	\$0	\$0	\$0	\$0	\$0	\$0
ENG	\$0	\$0	\$0	\$0	\$0	\$0	\$0	\$0	\$0
PL	\$0	\$0	\$0	\$0	\$0	\$0	\$0	\$0	\$0
ROW	\$0	\$0	\$0	\$0	\$0	\$0	\$0	\$0	\$0
Subtotal	\$7,439	\$1,860	\$15,842	\$3,961	\$10,394	\$2,599	\$8,487	\$2,122	\$52,704
Total	\$9,157	\$2,290	\$16,585	\$4,147	\$10,394	\$2,599	\$8,487	\$2,122	\$55,781

**MARC Improvements**

(Funding in Thousands)

Section 3028 (Commuter Rail Positive Train Control Grant Program) -UPDATE

Phase	FY 2024 Federal Funds	FY 2024 Matching Funds	FY 2025 Federal Funds	FY 2025 Matching Funds	FY 2026 Federal Funds	FY 2026 Matching Funds	FY 2027 Federal Funds	FY 2027 Matching Funds	Total Four-Year Funding Request
CON	\$385	\$77	\$0	\$0	\$0	\$0	\$0	\$0	\$462
OTH	\$0	\$0	\$0	\$0	\$0	\$0	\$0	\$0	\$0
ENG	\$0	\$0	\$0	\$0	\$0	\$0	\$0	\$0	\$0
PL	\$0	\$0	\$0	\$0	\$0	\$0	\$0	\$0	\$0
ROW	\$0	\$0	\$0	\$0	\$0	\$0	\$0	\$0	\$0
Subtotal	\$385	\$77	\$0	\$0	\$0	\$0	\$0	\$0	\$462

Section 5307 Urbanized Area Formula Program (funding for capital projects)

Phase	FY 2024 Federal Funds	FY 2024 Matching Funds	FY 2025 Federal Funds	FY 2025 Matching Funds	FY 2026 Federal Funds	FY 2026 Matching Funds	FY 2027 Federal Funds	FY 2027 Matching Funds	Total Four-Year Funding Request
CON	\$1,718	\$430	\$743	\$186	\$0	\$0	\$0	\$0	\$3,077
OTH	\$0	\$0	\$0	\$0	\$0	\$0	\$0	\$0	\$0
ENG	\$0	\$0	\$0	\$0	\$0	\$0	\$0	\$0	\$0
PL	\$0	\$0	\$0	\$0	\$0	\$0	\$0	\$0	\$0
ROW	\$0	\$0	\$0	\$0	\$0	\$0	\$0	\$0	\$0
Subtotal	\$1,718	\$430	\$743	\$186	\$0	\$0	\$0	\$0	\$3,077

**MARC Improvements**

(Funding in Thousands)

Section 5337 (State of Good Repair Formula Program) -UPDATE

Phase	FY 2024 Federal Funds	FY 2024 Matching Funds	FY 2025 Federal Funds	FY 2025 Matching Funds	FY 2026 Federal Funds	FY 2026 Matching Funds	FY 2027 Federal Funds	FY 2027 Matching Funds	Total Four-Year Funding Request
CON	\$22,397	\$5,600	\$15,842	\$3,961	\$10,394	\$2,599	\$8,487	\$2,122	\$71,402
OTH	\$0	\$0	\$0	\$0	\$0	\$0	\$0	\$0	\$0
ENG	\$0	\$0	\$0	\$0	\$0	\$0	\$0	\$0	\$0
PL	\$0	\$0	\$0	\$0	\$0	\$0	\$0	\$0	\$0
ROW	\$0	\$0	\$0	\$0	\$0	\$0	\$0	\$0	\$0
Subtotal	\$22,397	\$5,600	\$15,842	\$3,961	\$10,394	\$2,599	\$8,487	\$2,122	\$71,402
Total	\$24,500	\$6,107	\$16,585	\$4,147	\$10,394	\$2,599	\$8,487	\$2,122	\$74,941

MARC Improvements

TIP ID #	70-1502-54	Year of Operation	Ongoing
Agency	MTA - Transit	Project Type	Preservation and Improvements
Project Category	Transit	Functional Class	NA
Conformity Status	Exempt	Physical Data	NA
CIP / CTP Page #	Multiple	Est. Total Cost	\$ 74,939,000

Description	Justification
This project provides funding to implement ongoing improvements derived from the MARC Master Plan and Amtrak/CSX Operating Agreements. In addition to the matching funds listed, MTA has committed \$26.3 million in state dollars.	Investments in passenger rail corridor infrastructure improvements are necessary to maintain/improve the safety and quality of MARC infrastructure.

Section 5337 (State of Good Repair Formula Program)

	Previous Requests		Annual Element		Federal Funding Requests (\$000)						Project Totals
Phase	Previous Federal Funds	Previous Matching Funds	FY2024 Federal Funds	FY2024 Matching Funds	FY2025 Federal Funds	FY2025 Matching Funds	FY2026 Federal Funds	FY2026 Matching Funds	FY2027 Federal Funds	FY2027 Matching Funds	Estimated Project Total
CON	\$ -	\$ -	\$ 22,397	\$ 5,600	\$ 15,842	\$ 3,961	\$ 10,394	\$ 2,599	\$ 8,487	\$ 2,122	\$ 71,401
OTH	\$ -	\$ -	\$ -	\$ -	\$ -	\$ -	\$ -	\$ -	\$ -	\$ -	\$ -
PE	\$ -	\$ -	\$ -	\$ -	\$ -	\$ -	\$ -	\$ -	\$ -	\$ -	\$ -
PP	\$ -	\$ -	\$ -	\$ -	\$ -	\$ -	\$ -	\$ -	\$ -	\$ -	\$ -
ROW	\$ -	\$ -	\$ -	\$ -	\$ -	\$ -	\$ -	\$ -	\$ -	\$ -	\$ -
Totals	\$ -	\$ -	\$ 22,397	\$ 5,600	\$ 15,842	\$ 3,961	\$ 10,394	\$ 2,599	\$ 8,487	\$ 2,122	\$ 71,401

MARC Improvements

Section 5307 Urbanized Area Formula Program (funding for capital projects)

	Previous Requests		Annual Element		Federal Funding Requests (\$000)						Project Totals
Phase	Previous Federal Funds	Previous Matching Funds	FY2024 Federal Funds	FY2024 Matching Funds	FY2025 Federal Funds	FY2025 Matching Funds	FY2026 Federal Funds	FY2026 Matching Funds	FY2027 Federal Funds	FY2027 Matching Funds	Estimated Project Total
CON	\$ -	\$ -	\$ 1,718	\$ 430	\$ 743	\$ 186	\$ -	\$ -	\$ -	\$ -	\$ 3,076
OTH	\$ -	\$ -	\$ -	\$ -	\$ -	\$ -	\$ -	\$ -	\$ -	\$ -	\$ -
PE	\$ -	\$ -	\$ -	\$ -	\$ -	\$ -	\$ -	\$ -	\$ -	\$ -	\$ -
PP	\$ -	\$ -	\$ -	\$ -	\$ -	\$ -	\$ -	\$ -	\$ -	\$ -	\$ -
ROW	\$ -	\$ -	\$ -	\$ -	\$ -	\$ -	\$ -	\$ -	\$ -	\$ -	\$ -
Totals	\$ -	\$ -	\$ 1,718	\$ 430	\$ 743	\$ 186	\$ -	\$ -	\$ -	\$ -	\$ 3,076

Section 3028 Commuter Rail Positive Train Control Grant Program

	Previous Requests		Annual Element		Federal Funding Requests (\$000)						Project Totals
Phase	Previous Federal Funds	Previous Matching Funds	FY2024 Federal Funds	FY2024 Matching Funds	FY2025 Federal Funds	FY2025 Matching Funds	FY2026 Federal Funds	FY2026 Matching Funds	FY2027 Federal Funds	FY2027 Matching Funds	Estimated Project Total
CON	\$ -	\$ -	\$ 385	\$ 77	\$ -	\$ -	\$ -	\$ -	\$ -	\$ -	\$ 462
OTH	\$ -	\$ -	\$ -	\$ -	\$ -	\$ -	\$ -	\$ -	\$ -	\$ -	\$ -
PE	\$ -	\$ -	\$ -	\$ -	\$ -	\$ -	\$ -	\$ -	\$ -	\$ -	\$ -
PP	\$ -	\$ -	\$ -	\$ -	\$ -	\$ -	\$ -	\$ -	\$ -	\$ -	\$ -
ROW	\$ -	\$ -	\$ -	\$ -	\$ -	\$ -	\$ -	\$ -	\$ -	\$ -	\$ -
Totals	\$ -	\$ -	\$ 385	\$ 77	\$ -	\$ -	\$ -	\$ -	\$ -	\$ -	\$ 462

ing Source(s) Total

	Previous Requests		Annual Element		Federal Funding Requests (\$000)						Project Totals
Totals	\$ -	\$ -	\$ 24,500	\$ 6,107	\$ 16,585	\$ 4,146	\$ 10,394	\$ 2,599	\$ 8,487	\$ 2,122	\$ 74,939

MARYLAND STATEWIDE TIP FY 2022-2025

MDOT TIP ID: 70-1502-54

SUMMARY TABLE

Project:	Amendment Criteria	Conformity Status	Environmental Status	Current Funding Level (000s)		
				Federal	State/Local	Total
MARC Improvements	B	Exempt		\$ 25,742	\$ 6,437	\$ 32,179
	Administration	Area/MPO	CTP Page	Net Funding Change (000s)		
				Federal	State/Local	Total
	MTA	BRTB	Multiple	\$ 15,343	\$ 3,817	\$ 19,160

Description This project provides funding to implement ongoing improvements derived from the MARC Master Plan and Amtrak/CSX Operating Agreements. In addition to the matching funds listed, MTA has committed \$26.3 million in state dollars.

Justification Investments in passenger rail corridor infrastructure improvements are necessary to maintain/improve the safety and quality of MARC infrastructure.

INDIVIDUAL REQUEST FORM

STIP/TIP Amendment Criteria		Funding	FY 2022	FY 2023	FY 2024	FY 2025	Total
<input type="checkbox"/> A) Adds new individual projects to the current STIP <input checked="" type="checkbox"/> B) Increase/decrease, scope change, advance, delay, or phase change <input type="checkbox"/> C) Removes or deletes individual listed project from the STIP <input type="checkbox"/> D) Other	Current	Total	\$ -	\$ -	\$ 11,447	\$ 20,732	\$ 32,179
	(000s)	Federal	\$ -	\$ -	\$ 9,157	\$ 16,585	\$ 25,742
		State/Local	\$ -	\$ -	\$ 2,290	\$ 4,147	\$ 6,437
	Proposed	Total	\$ -	\$ -	\$ 30,607	\$ 20,732	\$ 51,339
	(000s)	Federal	\$ -	\$ -	\$ 24,500	\$ 16,585	\$ 41,085
		State/Local	\$ -	\$ -	\$ 6,107	\$ 4,147	\$ 10,254
	Change	Total	\$ -	\$ -	\$ 19,160	\$ -	\$ 19,160
	(000s)	Federal	\$ -	\$ -	\$ 15,343	\$ -	\$ 15,343
		State/Local	\$ -	\$ -	\$ 3,817	\$ -	\$ 3,817



PHASE DETAIL

Current		FY 2022		FY 2023		FY 2024		FY 2025		TOTAL		
Phase	Funding	Federal	State/Local	Federal	State/Local	Federal	State/Local	Federal	State/Local	Federal	State/Local	Total
CO	5337	\$ -	\$ -	\$ -	\$ -	\$ 7,439	\$ 1,860	\$ 15,842	\$ 3,961	\$ 23,281	\$ 5,821	\$ 29,102
	5307	\$ -	\$ -	\$ -	\$ -	\$ 1,718	\$ 430	\$ 743	\$ 186	\$ 2,461	\$ 616	\$ 3,077
	3028	\$ -	\$ -	\$ -	\$ -	\$ -	\$ -	\$ -	\$ -	\$ -	\$ -	\$ -
		\$ -	\$ -	\$ -	\$ -	\$ -	\$ -	\$ -	\$ -	\$ -	\$ -	\$ -
		\$ -	\$ -	\$ -	\$ -	\$ -	\$ -	\$ -	\$ -	\$ -	\$ -	\$ -
Total		\$ -	\$ -	\$ -	\$ -	\$ 9,157	\$ 2,290	\$ 16,585	\$ 4,147	\$ 25,742	\$ 6,437	\$ 32,179

Proposed		FY 2022		FY 2023		FY 2024		FY 2025		TOTAL		
Phase	Funding	Federal	State/Local	Federal	State/Local	Federal	State/Local	Federal	State/Local	Federal	State/Local	Total
CO	5337	\$ -	\$ -	\$ -	\$ -	\$ 22,397	\$ 5,600	\$ 15,842	\$ 3,961	\$ 38,239	\$ 9,561	\$ 47,800
	5307	\$ -	\$ -	\$ -	\$ -	\$ 1,718	\$ 430	\$ 743	\$ 186	\$ 2,461	\$ 616	\$ 3,077
	3028	\$ -	\$ -	\$ -	\$ -	\$ 385	\$ 77	\$ -	\$ -	\$ 385	\$ 77	\$ 462
		\$ -	\$ -	\$ -	\$ -	\$ -	\$ -	\$ -	\$ -	\$ -	\$ -	\$ -
		\$ -	\$ -	\$ -	\$ -	\$ -	\$ -	\$ -	\$ -	\$ -	\$ -	\$ -
Total		\$ -	\$ -	\$ -	\$ -	\$ 24,500	\$ 6,107	\$ 16,585	\$ 4,147	\$ 41,085	\$ 10,254	\$ 51,339

Change		FY 2022		FY 2023		FY 2024		FY 2025		TOTAL		
Phase	Funding	Federal	State/Local	Federal	State/Local	Federal	State/Local	Federal	State/Local	Federal	State/Local	Total
CO	5337	\$ -	\$ -	\$ -	\$ -	\$ 14,958	\$ 3,740	\$ -	\$ -	\$ 14,958	\$ 3,740	\$ 18,698
	5307	\$ -	\$ -	\$ -	\$ -	\$ -	\$ -	\$ -	\$ -	\$ -	\$ -	\$ -
	3028	\$ -	\$ -	\$ -	\$ -	\$ 385	\$ 77	\$ -	\$ -	\$ 385	\$ 77	\$ 462
		\$ -	\$ -	\$ -	\$ -	\$ -	\$ -	\$ -	\$ -	\$ -	\$ -	\$ -
Total		\$ -	\$ -	\$ -	\$ -	\$ 15,343	\$ 3,817	\$ -	\$ -	\$ 15,343	\$ 3,817	\$ 19,160

TOTAL PROJECT COST

Prior Cost (≤ FY 2021)		STIP Cost (FY 2022-2025)		Balance to Complete (≥ FY 2026)		Total Project Cost	
Federal	\$ -	Federal	\$ 41,085	Federal	\$ 18,880	Federal	\$ 59,965
State/Local	\$ -	State/Local	\$ 10,254	State/Local	\$ 4,720	State/Local	\$ 14,974
Total	\$ -	Total	\$ 51,339	Total	\$ 23,600	Total	\$ 74,939