

July 31, 2025

Ms. Valeriya Remezova
Division Administrator
Attn: Ms. Jasmine Champion
Federal Highway Administration
Maryland Division
George H. Fallon Federal Building
31 Hopkins Plaza, Suite 1520
Baltimore MD 21201

Ms. Terry Garcia Crews
Regional Administrator
Attn: Mr. Daniel Koenig
Federal Transit Administration, Region III
1835 Market Street, Suite 1910
Philadelphia PA 19103-2968

Dear Ms. Remezova and Ms. Crews:

The Maryland Department of Transportation (MDOT) hereby modifies the Fiscal Year (FY) 2025-2028 Maryland Statewide Transportation Improvement Program (STIP) to reflect changes to four existing projects in the FY 2023-2026 National Capital Region Transportation Planning Board (TPB) Transportation Improvement Program (TIP).

This action reflects the updated programmed expenditures from FY 2025 to FY 2028 for the four State Highway Administration (SHA) projects listed below.

Project Name	STIP #	Funding Source	FY25-FY28 Net Federal Change (in 000's)
Areawide Bridge Replacement and Rehabilitation	3081	NHPP, STBG, State	\$14,699
MD 197 Highway Reconstruction	4887	NHPP, State	\$905
Riverdale Road Anacostia River Branch Bridge Replacement	6647	STBG, State	\$4,812
I-95/I-495 Interchange at Medical Center Drive	11578	NHPP, State	\$2,747

Ms. Valeriya Remezova
Ms. Terry Garcia Crews
Page Two

This administrative modification has been assigned MDOT Control #25-26, and these projects are already included in and do not affect the Air Quality Conformity Determination for Visualize 2045.

The TPB approved the administrative modifications to its TIP on July 31, 2025, and the approvals and supporting documentation are attached. Should you have additional questions or concerns, please contact me at 410-865-1305, toll free 888-713-1414 or via e-mail at ksnyder3@mdot.maryland.gov.

Sincerely,

A handwritten signature in black ink that reads "Kari M. Snyder". The signature is fluid and cursive, with the first letters of each word being capitalized and prominent.

Kari Snyder
Regional Planner
Office of Planning, Programming, and Project Delivery (OPPPD)

Attachments

cc: Mr. Dan Janousek, Regional Planner, OPPPD, MDOT
Mr. Shawn Kiernan, Regional Planner, OPPPD, MDOT

From: Sara Brown
To: David Rodgers; Andrew Austin
Cc: Nate Evans; David Schlie; Karl Snyder; Marc Moser; Lyn Erickson; Kanti Srikanth
Subject: Re: TIP Action 23-66: Administrative Modification for T3081, T4887, T6647, and T11578
Date: Thursday, July 31, 2025 10:11:10 AM
Attachments: image001.png
Attachment A - MDOT SHA - 23-66.pdf
Attachment B - MDOT SHA - 23-66.pdf
Excerpt from TIP Appendix B - Definitions of Amendments and Administrative Modifications.pdf

Caution: CAUTION: Suspicious? Double-check! This email is from an external source. If something seems unusual, even from someone you know, verify directly. Forward suspicious emails directly to Email Abuse (abuse@mdot.maryland.gov) or call the MDOT Service Desk at 410-768-7181 for assistance.

Good morning Mr. Rodgers,

This is to acknowledge the receipt and processing of the Maryland Department of Transportation - State Highway Administration (MDOT SHA) request for administrative modification to the projects and programs listed below in the National Capital Region Transportation Planning Board's (TPB) FY 2023-2026 Transportation Improvement Program (TIP). Approved under TIP Action 23-66, the TPB's modified FY 2023-2026 TIP now reflects updated descriptive and funding information, as described in the attached materials for the following projects and programs:

AGENCY	TIP ID	PROJECT/PROGRAM TITLE	COST BEFORE	COST AFTER	CHANGE	CHANGE SUMMARY
MDOT SHA	T11578	I-95/I495 Interchange at Medical Center Drive	\$84,451,000	\$86,935,000	2.9%	The total project cost increased by \$2,484,000. An increase in NHPP funding of \$2,502,000 for the Preliminary Engineering Phase. A decrease in State funding of \$18,000 for the Preliminary Engineering Phase. A shift in NHPP and State funding of \$242,000 for the Right of Way Phase from FY 2027 to FY 2026.
MDOT SHA	T3081	Areawide Bridge Replacement and Rehabilitation	\$251,032,000	\$276,005,600	9.95%	The total project cost increased by \$24,973,600. An increase in NHPP and State funding of \$3,284,600 for the Construction Phase in FY 2025. An increase in NHPP, STBG, and State funding of \$20,689,000 for the Construction Phase in FY 2026 and an increase in NHPP, STBG, and State funding of \$1,000,000 for the Utilities Phase in FY 2026.
MDOT SHA	T4887	MD 197 Highway Reconstruction - PE Only	\$6,737,000	\$6,958,000	3.3%	The total project cost increased by \$221,000. A decrease in NHPP and State funding of \$2,295,000 for the Planning Phase. An increase in NHPP and State funding of \$2,516,000 for the Preliminary Engineering Phase.
MDOT SHA	T6647	Riverdale Road Anacostia River Branch Bridge Replacement	\$9,497,000	\$10,136,000	6.7%	The total project cost increased by \$639,000. An increase in STBG and State funding of \$677,000 for the Preliminary Engineering Phase. A decrease in STBG and State funding of \$38,000 for the Construction Phase.

In consultation with the Maryland Department of Transportation - State Highway Administration, TPB staff find that the increases in 4-year program totals or total project costs are below the maximum allowable thresholds allowed for administrative modifications according to the TPB's "Procedures for Revisions to the Constrained Long Range Plan and Transportation Improvement Program for the National Capital Region," adopted by the TPB on January 16, 2008 and amended by the TPB Steering Committee on September 6, 2019 (referenced in the attached materials).

The attached materials include:

1. an Overview Report showing how the projects and programs now appear in the TIP;
2. a Financial Constraint Summary Table demonstrating financial constraint;
3. an excerpt of pages from Appendix B of the FY 2023-2026 TIP, providing the definitions for amendments and administrative modifications.

This administrative modification is approved and effective as of July 31, 2025. Please keep TPB staff apprised whenever your agency makes any requests to formally amend your STIP.

Should you have any questions on the matter please contact Sara Brown on the TPB's staff at 202-962-3353 OR sbrown@mwcog.org.

Sincerely,
Kanti Srikanth
Director – MWCOC, Dept. of Transportation Planning
Staff Director – Transportation Planning Board
202-962-3257 (Direct)
202-962-3202 (Fax)
Sent on behalf of Kanti Srikanth by Sara Brown

From: David Rodgers <DRodgers1@mdot.maryland.gov>
Sent: Monday, July 28, 2025 5:43 PM
To: Andrew Austin <aaustin@mwkog.org>; Sara Brown <sbrown@mwkog.org>
Cc: Nate Evans <NEvans2@mdot.maryland.gov>; David Schlie <dschlie@mdot.maryland.gov>; Kari Snyder <ksnyder3@mdot.maryland.gov>
Subject: TIP Action 23-66: Administrative Modification for T3081, T4887, T6647, and T11578

Andrew/Sarah -

SHA is requesting the approval of an administrative modification for the items below. The inputs have been entered in the PIT for the 23-66 administrative modification window. At your earliest convenience, please provide the email approval for processing. Thank you in advance.

T3081 – Areawide Bridge Replacement and Rehabilitation

Utilities – Adding \$1,000,000 in federal NHPP, federal STBG, and State funds
Construction – Adding \$23,973,600 in federal NHPP, federal STBG, and State funds
Total project cost increased from \$251,032,000 to \$276,005,600
Total Change = \$24,973,600

T4887 – MD 197 Highway Reconstruction

Project Planning – Adding \$696,000 in State and federal NHPP funds; Reduction in \$2,991,000
Preliminary Engineering – Adding \$4,179,000 in State and federal NHPP funds; Reduction in \$1,663,000 in State and federal NHPP funds
Total project cost increased from \$6,737,000 to \$6,958,000
Total Change = \$221,000

T6647 – Riverdale Road Anacostia River Branch Bridge Replacement

Preliminary Engineering – Adding \$677,000 in State and federal STBG funds
Construction – Adding \$8,275,000; Reduction in \$8,313,000 in State and federal STBG funds
Total project cost increased from \$9,497,000 to \$10,136,000
Total Change = \$639,000

T11578 – I-95/I-495 Interchange at Medical Center Drive

Preliminary Engineering – Adding \$2,614,000 in State and federal NHPP funds; Reduction in \$130,000 in State and federal NHPP funds
Right-of-Way – Adding \$400,000 in State and federal NHPP funds; Reduction in \$400,000 in State and federal NHPP funds
Total project cost increased from \$84,451,000 to \$86,935,000
Total Change = \$2,484,000

David L. Rodgers
Regional Planner for Prince George's County
and Charles County
Regional and Intermodal Planning Division
Maryland State Highway Administration
410-545-5670
Drodgers1@mdot.state.gov
707 N. Calvert Street
Mail stop C-502
Baltimore, Maryland 2120



[Maryland now features 511 traveler information!
Visit: https://chart.maryland.gov/](https://chart.maryland.gov/)



Please consider the environment before printing this email

LEGAL DISCLAIMER - The information contained in this communication (including any attachments) may be confidential and legally privileged. This email may not serve as a contractual agreement unless explicit written agreement for this purpose has been made. If you are not the intended recipient, you are hereby notified that any dissemination, distribution, or copying of this communication or any of its contents is strictly prohibited. If you have received this communication in error, please re-send this communication to the sender indicating that it was received in error and delete the original message and any copy of it from your computer system.


MARYLAND STATEWIDE TIP FY 2025-2028

MDOT STIP # TPB 3081 MC# 25-1 Appvd. 7/2/2025

SUMMARY TABLE

Project	Amendment Criteria	Conformity Status	Environmental Status	Current Funding Level (000s)		
				Federal	State/Local	Total
Areawide Bridge Replacement and Rehabilitation (AWBR)	B	Exempt	n/a	\$ 106,013	\$ 11,266	\$ 117,279
	Administration	Area/MPO	CTP Page	Net Funding Change (000s)		
				Federal	State/Local	Total
	SHA	TPB	A-34 FY 2025	\$ 14,699	\$ 10,275	\$ 24,974
Description	Ongoing program to provide major upgrades to and maintenance of structures on SHA highways. These are non-capacity improvements that may include but are not limited to structural replacements, deck rehabilitation, superstructure replacements, parapet reconstruction, cleaning and painting, and general maintenance.					
Justification	Areawide project funding flows by major federal funding program included in the FY2023-2026 TPB TIP are determined based on historical funding trending and an estimate of planned projects within TPB MPO boundaries. Projects funded for other through this areawide project with NHPP and STBG funding have exceeded SHA estimates. Increased funding is necessary to accommodate more federally committed projects within the MPO in this areawide project.					

INDIVIDUAL REQUEST FORM

STIP/TIP Amendment Criteria			Funding	FY 2025	FY 2026	FY 2027	FY 2028	Total	
<input type="checkbox"/>	A) Adds new individual projects to the current STIP	Current (000s)	Total	\$ 52,903	\$ 64,376	\$ -	\$ -	\$ 117,279	
			Federal	\$ 48,353	\$ 57,660	\$ -	\$ -	\$ 106,013	
			State/Local	\$ 4,550	\$ 6,716	\$ -	\$ -	\$ 11,266	
<input checked="" type="checkbox"/>	B) Increase/decrease, scope change, advance, delay, or phase change	Proposed (000s)	Total	\$ 56,188	\$ 86,065	\$ -	\$ -	\$ 142,253	
<input type="checkbox"/>	C) Removes or deletes individual listed project from the STIP			Federal	\$ 50,330	\$ 70,382	\$ -	\$ -	\$ 120,712
<input type="checkbox"/>	D) Other [Administrative modification to add and shift federal/state construction funding]			State/Local	\$ 5,858	\$ 15,683	\$ -	\$ -	\$ 21,541
 MARYLAND DEPARTMENT OF TRANSPORTATION		Change (000s)	Total	\$ 3,285	\$ 21,689	\$ -	\$ -	\$ 24,974	
				Federal	\$ 1,977	\$ 12,722	\$ -	\$ -	\$ 14,699
				State/Local	\$ 1,308	\$ 8,967	\$ -	\$ -	\$ 10,275

PHASE DETAIL

Current		FY 2025		FY 2026		FY 2027		FY 2028		TOTAL		
Phase	Funding	Federal	State/Local	Federal	State/Local	Federal	State/Local	Federal	State/Local	Federal	State/Local	Total
PE	NHPP	\$ 6,683	\$ -	\$ 6,945	\$ -	\$ -	\$ -	\$ -	\$ -	\$ 13,628	\$ -	\$ 13,628
	STBG	\$ 10,987	\$ -	\$ 17,875	\$ -	\$ -	\$ -	\$ -	\$ -	\$ 28,862	\$ -	\$ 28,862
	State	\$ -	\$ 890	\$ -	\$ 4,445	\$ -	\$ -	\$ -	\$ -	\$ -	\$ 5,335	\$ 5,335
RW	NHPP	\$ 381	\$ -	\$ 381	\$ -	\$ -	\$ -	\$ -	\$ -	\$ 762	\$ -	\$ 762
	STBG	\$ 381	\$ -	\$ 381	\$ -	\$ -	\$ -	\$ -	\$ -	\$ 762	\$ -	\$ 762
	State	\$ -	\$ 38	\$ -	\$ 38	\$ -	\$ -	\$ -	\$ -	\$ -	\$ 76	\$ 76
UT	NHPP	\$ -	\$ -	\$ -	\$ -	\$ -	\$ -	\$ -	\$ -	\$ -	\$ -	\$ -
	STBG	\$ -	\$ -	\$ -	\$ -	\$ -	\$ -	\$ -	\$ -	\$ -	\$ -	\$ -
	State	\$ -	\$ -	\$ -	\$ -	\$ -	\$ -	\$ -	\$ -	\$ -	\$ -	\$ -
CO	NHPP	\$ 9,345	\$ -	\$ 12,338	\$ -	\$ -	\$ -	\$ -	\$ -	\$ 21,683	\$ -	\$ 21,683
	STBG	\$ 20,576	\$ -	\$ 19,740	\$ -	\$ -	\$ -	\$ -	\$ -	\$ 40,316	\$ -	\$ 40,316
	State	\$ -	\$ 3,622	\$ -	\$ 2,233	\$ -	\$ -	\$ -	\$ -	\$ -	\$ 5,855	\$ 5,855
Total		\$ 48,353	\$ 4,550	\$ 57,660	\$ 6,716	\$ -	\$ -	\$ -	\$ -	\$ 106,013	\$ 11,266	\$ 117,279

Proposed		FY 2025		FY 2026		FY 2027		FY 2028		TOTAL		
Phase	Funding	Federal	State/Local	Federal	State/Local	Federal	State/Local	Federal	State/Local	Federal	State/Local	Total
PE	NHPP	\$ 6,683	\$ -	\$ 6,945	\$ -	\$ -	\$ -	\$ -	\$ -	\$ 13,628	\$ -	\$ 13,628
	STBG	\$ 10,987	\$ -	\$ 17,875	\$ -	\$ -	\$ -	\$ -	\$ -	\$ 28,862	\$ -	\$ 28,862
	State	\$ -	\$ 890	\$ -	\$ 4,445	\$ -	\$ -	\$ -	\$ -	\$ -	\$ 5,335	\$ 5,335
RW	NHPP	\$ 381	\$ -	\$ 381	\$ -	\$ -	\$ -	\$ -	\$ -	\$ 762	\$ -	\$ 762
	STBG	\$ 381	\$ -	\$ 381	\$ -	\$ -	\$ -	\$ -	\$ -	\$ 762	\$ -	\$ 762
	State	\$ -	\$ 38	\$ -	\$ 38	\$ -	\$ -	\$ -	\$ -	\$ -	\$ 76	\$ 76
UT	NHPP	\$ -	\$ -	\$ 400	\$ -	\$ -	\$ -	\$ -	\$ -	\$ 400	\$ -	\$ 400
	STBG	\$ -	\$ -	\$ 400	\$ -	\$ -	\$ -	\$ -	\$ -	\$ 400	\$ -	\$ 400
	State	\$ -	\$ -	\$ -	\$ 200	\$ -	\$ -	\$ -	\$ -	\$ -	\$ 200	\$ 200
CO	NHPP	\$ 11,322	\$ -	\$ 24,000	\$ -	\$ -	\$ -	\$ -	\$ -	\$ 35,322	\$ -	\$ 35,322
	STBG	\$ 20,576	\$ -	\$ 20,000	\$ -	\$ -	\$ -	\$ -	\$ -	\$ 40,576	\$ -	\$ 40,576
	State	\$ -	\$ 4,930	\$ -	\$ 11,000	\$ -	\$ -	\$ -	\$ -	\$ -	\$ 15,930	\$ 15,930
Total		\$ 50,330	\$ 5,858	\$ 70,382	\$ 15,683	\$ -	\$ -	\$ -	\$ -	\$ 120,712	\$ 21,541	\$ 142,253

Change		FY 2025		FY 2026		FY 2027		FY 2028		TOTAL			
Phase	Funding	Federal	State/Local	Federal	State/Local	Federal	State/Local	Federal	State/Local	Federal	State/Local	Total	
PE	NHPP	\$ -	\$ -	\$ -	\$ -	\$ -	\$ -	\$ -	\$ -	\$ -	\$ -	\$ -	
	STBG	\$ -	\$ -	\$ -	\$ -	\$ -	\$ -	\$ -	\$ -	\$ -	\$ -	\$ -	
	State	\$ -	\$ -	\$ -	\$ -	\$ -	\$ -	\$ -	\$ -	\$ -	\$ -	\$ -	
RW	NHPP	\$ -	\$ -	\$ -	\$ -	\$ -	\$ -	\$ -	\$ -	\$ -	\$ -	\$ -	
	STBG	\$ -	\$ -	\$ -	\$ -	\$ -	\$ -	\$ -	\$ -	\$ -	\$ -	\$ -	
	State	\$ -	\$ -	\$ -	\$ -	\$ -	\$ -	\$ -	\$ -	\$ -	\$ -	\$ -	
UT	NHPP	\$ -	\$ -	\$ 400	\$ -	\$ -	\$ -	\$ -	\$ -	\$ 400	\$ -	\$ 400	
	STBG	\$ -	\$ -	\$ 400	\$ -	\$ -	\$ -	\$ -	\$ -	\$ 400	\$ -	\$ 400	
	State	\$ -	\$ -	\$ -	\$ 200	\$ -	\$ -	\$ -	\$ -	\$ -	\$ 200	\$ 200	
CO	NHPP	\$ 1,977	\$ -	\$ 11,662	\$ -	\$ -	\$ -	\$ -	\$ -	\$ 13,639	\$ -	\$ 13,639	
	STBG	\$ -	\$ -	\$ 260	\$ -	\$ -	\$ -	\$ -	\$ -	\$ 260	\$ -	\$ 260	
	State	\$ -	\$ 1,308	\$ -	\$ 8,767	\$ -	\$ -	\$ -	\$ -	\$ -	\$ 10,075	\$ 10,075	
Total		\$ 1,977	\$ 1,308	\$ 12,722	\$ 8,967	\$ -	\$ -	\$ -	\$ -	\$ 14,699	\$ 10,275	\$ 24,974	
TOTAL PROJECT COST													
Prior Cost (≤ FY 2024)				STIP Cost (FY 2025-2028)				Balance to Complete (≥ FY 2029)			Total Project Cost		
Federal			\$ 124,080	Federal			\$ 120,712	Federal		\$ -	Federal		\$ 244,792
State/Local			\$ 9,673	State/Local			\$ 21,541	State/Local		\$ -	State/Local		\$ 31,214
Total			\$ 133,753	Total			\$ 142,253	Total		\$ -	Total		\$ 276,006

T3081 - Areawide Bridge Replacement and Rehabilitation

Lead Agency	Project Type	County
Maryland Department of Transportation - State Highway Administration	Bridge - Rehab	Charles, Frederick, Montgomery, Prince Georges
From	Agency Project ID	Municipality
-	AWBR	City of Frederick, City of Rockville
To	Completion Date	Total Cost
-	2026	\$276,005,600

Project Description

Ongoing program to provide major upgrades to and maintenance of structures on MDOT SHA highways. These are non-capacity improvements that may include but are not limited to structural replacements, deck rehabilitation, superstructure replacements, parapet reconstruction, cleaning and painting, and general maintenance.

PHASE	FUND SOURCE	PRIOR	FY2023	FY2024	FY2025	FY2026	FUTURE	TOTAL
Preliminary Engineering	DC/STATE	-	\$1,999,000	\$2,228,000	\$890,000	\$4,445,000	-	\$9,562,000
Preliminary Engineering	NHPP	-	\$6,690,000	\$11,025,000	\$6,683,000	\$6,945,000	-	\$31,343,000
Preliminary Engineering	STBG	-	\$17,559,000	\$17,497,000	\$10,987,000	\$17,875,000	-	\$63,918,000
Total Preliminary Engineering		-	\$26,248,000	\$30,750,000	\$18,560,000	\$29,265,000	-	\$104,823,000
Right of Way	DC/STATE	-	\$38,000	\$38,000	\$38,000	\$38,000	-	\$152,000
Right of Way	NHPP	-	\$381,000	\$381,000	\$381,000	\$381,000	-	\$1,524,000
Right of Way	STBG	-	\$381,000	\$381,000	\$381,000	\$381,000	-	\$1,524,000
Total Right of Way		-	\$800,000	\$800,000	\$800,000	\$800,000	-	\$3,200,000
Construction	DC/STATE	-	\$2,338,000	\$3,032,000	\$4,929,600	\$11,000,000	-	\$21,299,600
Construction	NHPP	-	\$12,853,000	\$14,700,000	\$11,322,000	\$24,000,000	-	\$62,875,000
Construction	STBG	-	\$21,664,000	\$20,568,000	\$20,576,000	\$20,000,000	-	\$82,808,000
Total Construction		-	\$36,855,000	\$38,300,000	\$36,827,600	\$55,000,000	-	\$166,982,600
Utility	DC/STATE	-	-	-	-	\$200,000	-	\$200,000
Utility	NHPP	-	-	-	-	\$400,000	-	\$400,000
Utility	STBG	-	-	-	-	\$400,000	-	\$400,000
Total Utility		-	-	-	-	\$1,000,000	-	\$1,000,000
Total Programmed		-	\$63,903,000	\$69,850,000	\$56,187,600	\$86,065,000	-	\$276,005,600

CURRENT CHANGE REASON	Schedule / Funding / Scope- Update Cost change(s), Adding funds for construction and utilities. due to Adding \$24,973,600 in funds for construction and utilities.
PROJECT CHANGES	Plan Revision Name changed from "23-63.2 (MD)" to "23-66"
FUNDING CHANGES	<p>NHPP</p> <p>+ Increase funds in FY 2025 in CON from \$9,345,000 to \$11,322,000</p> <p>DC/STATE</p> <p>+ Increase funds in FY 2025 in CON from \$1,523,000 to \$2,830,600</p> <p>STBG</p> <p>+ Increase funds in FY 2026 in CON from \$19,740,000 to \$20,000,000</p> <p>+ Increase funds in FY 2026 in UT from \$0 to \$400,000</p> <p>NHPP</p> <p>+ Increase funds in FY 2026 in CON from \$12,338,000 to \$24,000,000</p> <p>+ Increase funds in FY 2026 in UT from \$0 to \$400,000</p> <p>DC/STATE</p> <p>+ Increase funds in FY 2026 in CON from \$995,000 to \$5,000,000</p> <p>+ Increase funds in FY 2026 in UT from \$0 to \$100,000</p> <p>+ Increase funds in FY 2026 in CON from \$1,238,000 to \$6,000,000</p> <p>+ Increase funds in FY 2026 in UT from \$0 to \$100,000</p>
FEDERAL PROJECT COST	Increased from \$230,093,000 to \$244,792,000 (6.39%)
TOTAL PROJECT COST	Increased from \$251,032,000 to \$276,005,600 (9.95%)

MARYLAND STATEWIDE TIP FY 2025-2028

MDOT STIP # TPB 4887 MC# 22-39 Approved 9/7/2022


SUMMARY TABLE

Project	Amendment Criteria	Conformity Status	Environmental Status	Current Funding Level (000s)		
				Federal	State/Local	Total
MD 197 Highway Reconstruction (PG6911)	A	Nonattainment/TPB 2253	CE 2009	\$ -	\$ -	\$ -
	Administration	Area/MPO	CTP Page	Net Funding Change (000s)		
				Federal	State/Local	Total
	SHA	TPB	SHA-PG-15 FY 2025	\$ 905	\$ 95	\$ 1,000

Description	Upgrade and widen existing MD 197 to a multilane divided highway from Kenhill Drive to MD 450 relocated.
-------------	--

Justification	Project provides additional capacity needed to accommodate an increase in traffic volume along MD 197 and improve access along the corridor.
---------------	--

INDIVIDUAL REQUEST FORM

STIP/TIP Amendment Criteria		Funding	FY 2025	FY 2026	FY 2027	FY 2028	Total
<input type="checkbox"/> A) Adds new individual projects to the current STIP <input checked="" type="checkbox"/> B) Increase/decrease, scope change, advance, delay, or phase change <input type="checkbox"/> C) Removes or deletes individual listed project from the STIP <input type="checkbox"/> D) Other	Current (000s)	Total	\$ -	\$ -	\$ -	\$ -	\$ -
		Federal	\$ -	\$ -	\$ -	\$ -	\$ -
		State/Local	\$ -	\$ -	\$ -	\$ -	\$ -
	Proposed (000s)	Total	\$ 100	\$ -	\$ 900	\$ -	\$ 1,000
		Federal	\$ 95	\$ -	\$ 810	\$ -	\$ 905
		State/Local	\$ 5	\$ -	\$ 90	\$ -	\$ 95
	Change (000s)	Total	\$ 100	\$ -	\$ 900	\$ -	\$ 1,000
		Federal	\$ 95	\$ -	\$ 810	\$ -	\$ 905
		State/Local	\$ 5	\$ -	\$ 90	\$ -	\$ 95

PHASE DETAIL

Current		FY 2025		FY 2026		FY 2027		FY 2028		TOTAL		
Phase	Funding	Federal	State/Local	Federal	State/Local	Federal	State/Local	Federal	State/Local	Federal	State/Local	Total
PP	NHPP	\$ -	\$ -	\$ -	\$ -	\$ -	\$ -	\$ -	\$ -	\$ -	\$ -	\$ -
	State/Local	\$ -	\$ -	\$ -	\$ -	\$ -	\$ -	\$ -	\$ -	\$ -	\$ -	\$ -
PE	NHPP	\$ -	\$ -	\$ -	\$ -	\$ -	\$ -	\$ -	\$ -	\$ -	\$ -	\$ -
	State/Local	\$ -	\$ -	\$ -	\$ -	\$ -	\$ -	\$ -	\$ -	\$ -	\$ -	\$ -
RW	NHPP	\$ -	\$ -	\$ -	\$ -	\$ -	\$ -	\$ -	\$ -	\$ -	\$ -	\$ -
	State/Local	\$ -	\$ -	\$ -	\$ -	\$ -	\$ -	\$ -	\$ -	\$ -	\$ -	\$ -
UT	NHPP	\$ -	\$ -	\$ -	\$ -	\$ -	\$ -	\$ -	\$ -	\$ -	\$ -	\$ -
	State/Local	\$ -	\$ -	\$ -	\$ -	\$ -	\$ -	\$ -	\$ -	\$ -	\$ -	\$ -
CO	NHPP	\$ -	\$ -	\$ -	\$ -	\$ -	\$ -	\$ -	\$ -	\$ -	\$ -	\$ -
	State/Local	\$ -	\$ -	\$ -	\$ -	\$ -	\$ -	\$ -	\$ -	\$ -	\$ -	\$ -
Total		\$ -	\$ -	\$ -	\$ -	\$ -	\$ -	\$ -	\$ -	\$ -	\$ -	\$ -

Proposed		FY 2025		FY 2026		FY 2027		FY 2028		TOTAL		
Phase	Funding	Federal	State/Local	Federal	State/Local	Federal	State/Local	Federal	State/Local	Federal	State/Local	Total
PP	NHPP	\$ -	\$ -	\$ -	\$ -	\$ -	\$ -	\$ -	\$ -	\$ -	\$ -	\$ -
	State/Local	\$ -	\$ -	\$ -	\$ -	\$ -	\$ -	\$ -	\$ -	\$ -	\$ -	\$ -
PE	NHPP	\$ 95	\$ -	\$ -	\$ -	\$ 810	\$ -	\$ -	\$ -	\$ 905	\$ -	\$ 905
	State/Local	\$ -	\$ 5	\$ -	\$ -	\$ -	\$ 90	\$ -	\$ -	\$ -	\$ 95	\$ 95
RW	NHPP	\$ -	\$ -	\$ -	\$ -	\$ -	\$ -	\$ -	\$ -	\$ -	\$ -	\$ -
	State/Local	\$ -	\$ -	\$ -	\$ -	\$ -	\$ -	\$ -	\$ -	\$ -	\$ -	\$ -
UT	NHPP	\$ -	\$ -	\$ -	\$ -	\$ -	\$ -	\$ -	\$ -	\$ -	\$ -	\$ -
	State/Local	\$ -	\$ -	\$ -	\$ -	\$ -	\$ -	\$ -	\$ -	\$ -	\$ -	\$ -
CO	NHPP	\$ -	\$ -	\$ -	\$ -	\$ -	\$ -	\$ -	\$ -	\$ -	\$ -	\$ -
	State/Local	\$ -	\$ -	\$ -	\$ -	\$ -	\$ -	\$ -	\$ -	\$ -	\$ -	\$ -
Total		\$ 95	\$ 5	\$ -	\$ -	\$ 810	\$ 90	\$ -	\$ -	\$ 905	\$ 95	\$ 1,000

Change		FY 2025		FY 2026		FY 2027		FY 2028		TOTAL			
Phase	Funding	Federal	State/Local	Federal	State/Local	Federal	State/Local	Federal	State/Local	Federal	State/Local	Total	
PP	NHPP	\$ -	\$ -	\$ -	\$ -	\$ -	\$ -	\$ -	\$ -	\$ -	\$ -	\$ -	
	State/Local	\$ -	\$ -	\$ -	\$ -	\$ -	\$ -	\$ -	\$ -	\$ -	\$ -	\$ -	
PE	NHPP	\$ 95	\$ -	\$ -	\$ -	\$ 810	\$ -	\$ -	\$ -	\$ 905	\$ -	\$ 905	
	State/Local	\$ -	\$ 5	\$ -	\$ -	\$ -	\$ 90	\$ -	\$ -	\$ -	\$ 95	\$ 95	
RW	NHPP	\$ -	\$ -	\$ -	\$ -	\$ -	\$ -	\$ -	\$ -	\$ -	\$ -	\$ -	
	State/Local	\$ -	\$ -	\$ -	\$ -	\$ -	\$ -	\$ -	\$ -	\$ -	\$ -	\$ -	
UT	NHPP	\$ -	\$ -	\$ -	\$ -	\$ -	\$ -	\$ -	\$ -	\$ -	\$ -	\$ -	
	State/Local	\$ -	\$ -	\$ -	\$ -	\$ -	\$ -	\$ -	\$ -	\$ -	\$ -	\$ -	
CO	NHPP	\$ -	\$ -	\$ -	\$ -	\$ -	\$ -	\$ -	\$ -	\$ -	\$ -	\$ -	
	State/Local	\$ -	\$ -	\$ -	\$ -	\$ -	\$ -	\$ -	\$ -	\$ -	\$ -	\$ -	
Total		\$ 95	\$ 5	\$ -	\$ -	\$ 810	\$ 90	\$ -	\$ -	\$ 905	\$ 95	\$ 1,000	
TOTAL PROJECT COST													
Prior Cost (≤ FY 2024)				STIP Cost (FY 2025-2028)				Balance to Complete (≥ FY 2029)				Total Project Cost	
Federal		\$ 1,612		Federal		\$ 905		Federal		\$ -		Federal	\$ 2,517
State/Local		\$ 4,346		State/Local		\$ 95		State/Local		\$ -		State/Local/Other*	\$ 4,441
Total		\$ 5,958		Total		\$ 1,000		Total		\$ -		Total	\$ 6,958

T4887 - MD 197 Highway Reconstruction - PE ONLY

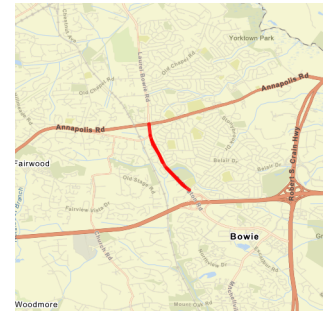
Lead Agency	Project Type	County
Maryland Department of Transportation - State Highway Administration	Preliminary Engineering/Environmental Analysis	Prince Georges
From	Agency Project ID	Municipality
Kenhill Drive	PG6911	-
To	Completion Date	Total Cost
MD 450	2025	\$6,958,000

Project Description

Widening of and upgrades to MD 197 to become a multilane freeway between Kenhill Drive and MD 450.

PHASE	FUND SOURCE	PRIOR	FY2023	FY2024	FY2025	FY2026	FUTURE	TOTAL
Planning	DC/STATE	\$168,000	\$56,000	\$33,000	-	-	-	\$257,000
Planning	LOCAL	\$1,000,000	-	-	-	-	-	\$1,000,000
Planning	NHPP	\$369,000	\$184,000	-	-	-	-	\$553,000
Total Planning		\$1,537,000	\$240,000	\$33,000	-	-	-	\$1,810,000
Preliminary Engineering	DC/STATE	\$2,317,000	\$772,000	-	\$5,000	-	\$90,000	\$3,184,000
Preliminary Engineering	NHPP	\$368,000	\$184,000	\$507,000	\$95,000	-	\$810,000	\$1,964,000
Total Preliminary Engineering		\$2,685,000	\$956,000	\$507,000	\$100,000	-	\$900,000	\$5,148,000
Total Prior Costs		\$4,222,000	-	-	-	-	-	\$4,222,000
Total Future Costs		-	-	-	-	-	\$900,000	\$900,000
Total Programmed		\$4,222,000	\$1,196,000	\$540,000	\$100,000	-	\$900,000	\$6,958,000

CURRENT CHANGE REASON	Schedule / Funding / Scope- Update Cost change(s), Adding funds to reflect current programmed funds. due to Adding funds to reflect current programmed funds.
PROJECT CHANGES	<p>Plan Revision Name changed from "23-00" to "23-66"</p> <p>Source Document changed from "None" to "FY 2023-2026 Transportation Improvement Program"</p> <p>Source Document Page/Record Link changed from "None" to "https://nctrpb.ecointeractive.com/projects/?includeControls=false&page=1&pageSize=100&ClientProjectId=t4887"</p>
FUNDING CHANGES	<p>DC/STATE</p> <ul style="list-style-type: none"> - Decrease funds in FY 2020 in PLANNING from \$3,103,000 to \$112,000 + Increase funds in FY 2020 in PE from \$0 to \$1,545,000 <p>DC/STATE</p> <ul style="list-style-type: none"> - Decrease funds in FY 2021 in PLANNING from \$2,000 to \$0 - Decrease funds in FY 2021 in PE from \$14,000 to \$0 <p>NHPP</p> <ul style="list-style-type: none"> + Increase funds in FY 2022 in PLANNING from \$0 to \$184,000 - Decrease funds in FY 2022 in PE from \$734,000 to \$184,000 <p>DC/STATE</p> <ul style="list-style-type: none"> + Increase funds in FY 2022 in PLANNING from \$0 to \$56,000 + Increase funds in FY 2022 in PE from \$36,000 to \$772,000 <p>NHPP</p> <ul style="list-style-type: none"> + Increase funds in FY 2023 in PLANNING from \$0 to \$184,000 - Decrease funds in FY 2023 in PE from \$880,000 to \$184,000 <p>DC/STATE</p> <ul style="list-style-type: none"> + Increase funds in FY 2023 in PLANNING from \$0 to \$56,000 + Increase funds in FY 2023 in PE from \$44,000 to \$772,000 <p>NHPP</p> <ul style="list-style-type: none"> - Decrease funds in FY 2024 in PE from \$880,000 to \$507,000 <p>DC/STATE</p> <ul style="list-style-type: none"> + Increase funds in FY 2024 in PLANNING from \$0 to \$33,000 - Decrease funds in FY 2024 in PE from \$44,000 to \$0 <p>NHPP</p> <ul style="list-style-type: none"> + Increase funds in FY 2021 in PLANNING from \$0 to \$185,000 + Increase funds in FY 2021 in PE from \$0 to \$184,000 <p>NHPP</p> <ul style="list-style-type: none"> + Increase funds in FY 2025 in PE from \$0 to \$95,000 <p>DC/STATE</p> <ul style="list-style-type: none"> + Increase funds in FY 2025 in PE from \$0 to \$5,000 <p>NHPP</p> <ul style="list-style-type: none"> + Increase funds in FY 2027 in PE from \$0 to \$810,000



DC/STATE

+ Increase funds in FY 2027 in PE from \$0 to \$90,000

FEDERAL
PROJECT
COST

Increased from \$2,494,000 to \$2,517,000 (0.92%)

TOTAL
PROJECT
COST

Increased from \$6,737,000 to \$6,958,000 (3.28%)


MARYLAND STATEWIDE TIP FY 2025-2028

MDOT STIP # TPB 6647 MC# 22-39 Approved 9/7/2022

SUMMARY TABLE

Project	Amendment Criteria	Conformity Status	Environmental Status	Current Funding Level (000s)		
				Federal	State/Local	Total
Riverdale Road Anacostia River Branch Bridge Replacement (PG9671)	B	Exempt	CE w/ §4(f) approval tbd	\$ 2,221	\$ 596	\$ 2,817
	Administration	Area/MPO	CTP Page	Net Funding Change (000s)		
				Federal	State/Local	Total
	SHA	TPB	SHA-PG-5 FY 2025	\$ 4,812	\$ (231)	\$ 4,581
Description	Replacement of Riverdale Road bridge 16069 over the Northeast Branch of the Anacostia River.					
Justification	The existing bridge, built in 1931, is nearing the end of its useful service life and is rated poor based on deck and superstructure condition.					

INDIVIDUAL REQUEST FORM

STIP/TIP Amendment Criteria		Funding						
		FY 2025	FY 2026	FY 2027	FY 2028	Total		
<div><input type="checkbox"/> A) Adds new individual projects to the current STIP</div> <div><input checked="" type="checkbox"/> B) Increase/decrease, scope change, advance, delay, or phase change</div> <div><input type="checkbox"/> C) Removes or deletes individual listed project from the STIP</div> <div><input type="checkbox"/> D) Other [Administrative modification to add and shift federal/state construction funding]</div> <div> MARYLAND DEPARTMENT OF TRANSPORTATION</div>	Current (000s)	Total	\$ 2,817	\$ -	\$ -	\$ -	\$ 2,817	
		Federal	\$ 2,221	\$ -	\$ -	\$ -	\$ 2,221	
		State/Local	\$ 596	\$ -	\$ -	\$ -	\$ 596	
	Proposed (000s)	Total	\$ 116	\$ -	\$ 3,393	\$ 3,889	\$ 7,398	
		Federal	\$ 115	\$ -	\$ 3,223	\$ 3,695	\$ 7,033	
		State/Local	\$ 1	\$ -	\$ 170	\$ 194	\$ 365	
	Change (000s)	Total	\$ (2,701)	\$ -	\$ 3,393	\$ 3,889	\$ 4,581	
		Federal	\$ (2,106)	\$ -	\$ 3,223	\$ 3,695	\$ 4,812	
		State/Local	\$ (595)	\$ -	\$ 170	\$ 194	\$ (231)	

PHASE DETAIL

Current		FY 2025		FY 2026		FY 2027		FY 2028		TOTAL		
Phase	Funding	Federal	State/Local	Federal	State/Local	Federal	State/Local	Federal	State/Local	Federal	State/Local	Total
PE	STBG	\$ -	\$ -	\$ -	\$ -	\$ -	\$ -	\$ -	\$ -	\$ -	\$ -	\$ -
	State	\$ -	\$ -	\$ -	\$ -	\$ -	\$ -	\$ -	\$ -	\$ -	\$ -	\$ -
RW	STBG	\$ -	\$ -	\$ -	\$ -	\$ -	\$ -	\$ -	\$ -	\$ -	\$ -	\$ -
	State	\$ -	\$ -	\$ -	\$ -	\$ -	\$ -	\$ -	\$ -	\$ -	\$ -	\$ -
CO	STBG	\$ 2,221	\$ -	\$ -	\$ -	\$ -	\$ -	\$ -	\$ -	\$ 2,221	\$ -	\$ 2,221
	State	\$ -	\$ 596	\$ -	\$ -	\$ -	\$ -	\$ -	\$ -	\$ -	\$ 596	\$ 596
Total		\$ 2,221	\$ 596	\$ -	\$ -	\$ -	\$ -	\$ -	\$ -	\$ 2,221	\$ 596	\$ 2,817
Proposed		FY 2025		FY 2026		FY 2027		FY 2028		TOTAL		
Phase	Funding	Federal	State/Local	Federal	State/Local	Federal	State/Local	Federal	State/Local	Federal	State/Local	Total
PE	STBG	\$ 115	\$ -	\$ -	\$ -	\$ -	\$ -	\$ -	\$ -	\$ 115	\$ -	\$ 115
	State	\$ -	\$ 1	\$ -	\$ -	\$ -	\$ -	\$ -	\$ -	\$ -	\$ 1	\$ 1
RW	STBG	\$ -	\$ -	\$ -	\$ -	\$ -	\$ -	\$ -	\$ -	\$ -	\$ -	\$ -
	State	\$ -	\$ -	\$ -	\$ -	\$ -	\$ -	\$ -	\$ -	\$ -	\$ -	\$ -
CO	STBG	\$ -	\$ -	\$ -	\$ -	\$ 3,223	\$ -	\$ 3,695	\$ -	\$ 6,918	\$ -	\$ 6,918
	State	\$ -	\$ -	\$ -	\$ -	\$ -	\$ 170	\$ -	\$ 194	\$ -	\$ 364	\$ 364
Total		\$ 115	\$ 1	\$ -	\$ -	\$ 3,223	\$ 170	\$ 3,695	\$ 194	\$ 7,033	\$ 365	\$ 7,398

Change		FY 2025		FY 2026		FY 2027		FY 2028		TOTAL			
Phase	Funding	Federal	State/Local	Federal	State/Local	Federal	State/Local	Federal	State/Local	Federal	State/Local	Total	
PE	STBG	\$ 115	\$ -	\$ -	\$ -	\$ -	\$ -	\$ -	\$ -	\$ 115	\$ -	\$ 115	
	State	\$ -	\$ 1	\$ -	\$ -	\$ -	\$ -	\$ -	\$ -	\$ -	\$ 1	\$ 1	
RW	STBG	\$ -	\$ -	\$ -	\$ -	\$ -	\$ -	\$ -	\$ -	\$ -	\$ -	\$ -	
	State	\$ -	\$ -	\$ -	\$ -	\$ -	\$ -	\$ -	\$ -	\$ -	\$ -	\$ -	
CO	STBG	\$ (2,221)	\$ -	\$ -	\$ -	\$ 3,223	\$ -	\$ 3,695	\$ -	\$ 4,697	\$ -	\$ 4,697	
	State	\$ -	\$ (596)	\$ -	\$ -	\$ -	\$ 170	\$ -	\$ 194	\$ -	\$ (232)	\$ (232)	
Total		\$ (2,106)	\$ (595)	\$ -	\$ -	\$ 3,223	\$ 170	\$ 3,695	\$ 194	\$ 4,812	\$ (231)	\$ 4,581	
TOTAL PROJECT COST													
Prior Cost (≤ FY 2024)				STIP Cost (FY 2025-2028)				Balance to Complete (≥ FY 2029)		Total Project Cost			
Federal			\$ 942	Federal			\$ 7,033	Federal		\$ 943	Federal		\$ 8,918
State/Local			\$ 803	State/Local			\$ 365	State/Local		\$ 50	State/Local		\$ 1,218
Total			\$ 1,745	Total			\$ 7,398	Total		\$ 993	Total		\$ 10,136

T6647 - Riverdale Road Anacostia River Branch Bridge Replacement

Lead Agency	Project Type	County
Maryland Department of Transportation - State Highway Administration	Bridge - Replace	Charles, Frederick, Montgomery, Prince Georges
From	Agency Project ID	Municipality
-	PG9671	City of Frederick, City of Rockville
To	Completion Date	Total Cost
-	2025	\$10,136,000

Project Description
Replacement of Riverdale Road bridge 16069 over the Northeast Branch of the Anacostia River.

PHASE	FUND SOURCE	PRIOR	FY2023	FY2024	FY2025	FY2026	FUTURE	TOTAL
Preliminary Engineering	DC/STATE	\$803,000	-	-	\$1,000	-	-	\$804,000
Preliminary Engineering	STBG	\$238,000	\$509,000	\$195,000	\$115,000	-	-	\$1,057,000
Total Preliminary Engineering		\$1,041,000	\$509,000	\$195,000	\$116,000	-	-	\$1,861,000
Construction	DC/STATE	-	-	-	-	-	\$414,000	\$414,000
Construction	STBG	-	-	-	-	-	\$7,861,000	\$7,861,000
Total Construction		-	-	-	-	-	\$8,275,000	\$8,275,000
Total Prior Costs		\$1,041,000	-	-	-	-	-	\$1,041,000
Total Future Costs		-	-	-	-	-	\$8,275,000	\$8,275,000
Total Programmed		\$1,041,000	\$509,000	\$195,000	\$116,000	-	\$8,275,000	\$10,136,000

CURRENT CHANGE REASON	Schedule / Funding / Scope- Update Cost change(s), Adding funds for preliminary engineering and construction phases. due to Adding \$639,000 in funds for the preliminary engineering and construction phases.
PROJECT CHANGES	<p>Plan Revision Name changed from "23-00" to "23-66"</p> <p>Source Document changed from "None" to "FY 2023-2026 Transportation Improvement Program"</p> <p>Source Document Page/Record Link changed from "None" to "https://ncrtpb.ecointeractive.com/projects/?includeControls=false&page=1&pageSize=100&ClientProjectId=t4887"</p>
FUNDING CHANGES	<p>DC/STATE</p> <p>+ Increase funds in FY 2021 in PE from \$77,000 to \$87,000</p> <p>STBG</p> <p>+ Increase funds in FY 2023 in PE from \$102,000 to \$509,000</p> <p>- Decrease funds in FY 2023 in CON from \$914,000 to \$0</p> <p>DC/STATE</p> <p>- Decrease funds in FY 2023 in CON from \$246,000 to \$0</p> <p>STBG</p> <p>+ Increase funds in FY 2024 in PE from \$51,000 to \$195,000</p> <p>- Decrease funds in FY 2024 in CON from \$3,418,000 to \$0</p> <p>DC/STATE</p> <p>- Decrease funds in FY 2024 in CON from \$918,000 to \$0</p> <p>STBG</p> <p>+ Increase funds in FY 2025 in PE from \$0 to \$115,000</p> <p>- Decrease funds in FY 2025 in CON from \$2,221,000 to \$0</p> <p>DC/STATE</p> <p>+ Increase funds in FY 2025 in PE from \$0 to \$1,000</p> <p>- Decrease funds in FY 2025 in CON from \$596,000 to \$0</p> <p>STBG</p> <p>+ Increase funds in FY 2027 in CON from \$0 to \$3,223,000</p> <p>DC/STATE</p> <p>+ Increase funds in FY 2027 in CON from \$0 to \$170,000</p> <p>STBG</p> <p>+ Increase funds in FY 2028 in CON from \$0 to \$3,695,000</p> <p>DC/STATE</p> <p>+ Increase funds in FY 2028 in CON from \$0 to \$194,000</p> <p>STBG</p> <p>+ Increase funds in FY 2029 in CON from \$0 to \$943,000</p> <p>DC/STATE</p> <p>+ Increase funds in FY 2029 in CON from \$0 to \$50,000</p>
FEDERAL PROJECT	Increased from \$6,944,000 to \$8,918,000 (28.43%)



COST	
TOTAL	
PROJECT	
COST	Increased from \$9,497,000 to \$10,136,000 (6.73%)

MARYLAND STATEWIDE TIP FY 2025-2028

MDOT STIP # TPB 11578 MC# 22-39 Approved 9/7/2022


SUMMARY TABLE

Project	Amendment Criteria	Conformity Status	Environmental Status	Current Funding Level (000s)		
				Federal	State/Local	Total
I-95/I-495 Interchange at Medical Center Drive (PGA201)	A	Nonattainment/TPB tbd	PACM/CE - Pending; Summer 2025	\$ 7,479	\$ 1,073	\$ 8,552
	Administration	Area/MPO	CTP Page	Net Funding Change (000s)		
				Federal	State/Local	Total
	SHA	TPB	SHA-PG-8 FY 2025	\$ 2,747	\$ (264)	\$ 2,483

Description	A project to upgrade the existing I-95/I-495 interchange at Medical Center Drive (formerly Arena Drive).					
-------------	--	--	--	--	--	--

Justification	The project will address existing congestion and will accommodate increasing traffic volumes associated with future growth in the Largo Town Center and the University of Maryland Capital Region Medical Center.					
---------------	---	--	--	--	--	--

INDIVIDUAL REQUEST FORM

STIP/TIP Amendment Criteria		Funding	FY 2025	FY 2026	FY 2027	FY 2028	Total
<div><div><input type="checkbox"/> A) Adds new individual projects to the current STIP</div><div><input checked="" type="checkbox"/> B) Increase/decrease, scope change, advance, delay, or phase change</div><div><input type="checkbox"/> C) Removes or deletes individual listed project from the STIP</div><div><input type="checkbox"/> D) Other</div></div> <div> MARYLAND DEPARTMENT OF TRANSPORTATION</div>	Current (000s)	Total	\$ 500	\$ -	\$ 3,380	\$ 4,672	\$ 8,552
		Federal	\$ 475	\$ -	\$ 2,800	\$ 4,204	\$ 7,479
		State/Local	\$ 25	\$ -	\$ 580	\$ 468	\$ 1,073
	Proposed (000s)	Total	\$ 600	\$ 2,400	\$ 3,330	\$ 4,705	\$ 11,035
		Federal	\$ 570	\$ 2,260	\$ 3,097	\$ 4,299	\$ 10,226
		State/Local	\$ 30	\$ 140	\$ 233	\$ 406	\$ 809
	Change (000s)	Total	\$ 100	\$ 2,400	\$ (50)	\$ 33	\$ 2,483
		Federal	\$ 95	\$ 2,260	\$ 297	\$ 95	\$ 2,747
		State/Local	\$ 5	\$ 140	\$ (347)	\$ (62)	\$ (264)

PHASE DETAIL												
Current		FY 2025		FY 2026		FY 2027		FY 2028		TOTAL		
Phase	Funding	Federal	State/Local	Federal	State/Local	Federal	State/Local	Federal	State/Local	Federal	State/Local	Total
PP	NHPP	\$ -	\$ -	\$ -	\$ -	\$ -	\$ -	\$ -	\$ -	\$ -	\$ -	\$ -
	State	\$ -	\$ -	\$ -	\$ -	\$ -	\$ -	\$ -	\$ -	\$ -	\$ -	\$ -
PE	NHPP	\$ 475	\$ -	\$ -	\$ -	\$ 1,485	\$ -	\$ 1,140	\$ -	\$ 3,100	\$ -	\$ 3,100
	State	\$ -	\$ 25	\$ -	\$ -	\$ -	\$ 165	\$ -	\$ 127	\$ -	\$ 317	\$ 317
RW	NHPP	\$ -	\$ -	\$ -	\$ -	\$ 1,315	\$ -	\$ 2,246	\$ -	\$ 3,561	\$ -	\$ 3,561
	State	\$ -	\$ -	\$ -	\$ -	\$ -	\$ 415	\$ -	\$ 250	\$ -	\$ 665	\$ 665
UT	NHPP	\$ -	\$ -	\$ -	\$ -	\$ -	\$ -	\$ 818	\$ -	\$ 818	\$ -	\$ 818
	State	\$ -	\$ -	\$ -	\$ -	\$ -	\$ -	\$ -	\$ 91	\$ -	\$ 91	\$ 91
CO	NHPP	\$ -	\$ -	\$ -	\$ -	\$ -	\$ -	\$ -	\$ -	\$ -	\$ -	\$ -
	State	\$ -	\$ -	\$ -	\$ -	\$ -	\$ -	\$ -	\$ -	\$ -	\$ -	\$ -
Total		\$ 475	\$ 25	\$ -	\$ -	\$ 2,800	\$ 580	\$ 4,204	\$ 468	\$ 7,479	\$ 1,073	\$ 8,552

Proposed												
		FY 2025		FY 2026		FY 2027		FY 2028		TOTAL		
Phase	Funding	Federal	State/Local	Federal	State/Local	Federal	State/Local	Federal	State/Local	Federal	State/Local	Total
PP	NHPP	\$ -	\$ -	\$ -	\$ -	\$ -	\$ -	\$ -	\$ -	\$ -	\$ -	\$ -
	State	\$ -	\$ -	\$ -	\$ -	\$ -	\$ -	\$ -	\$ -	\$ -	\$ -	\$ -
PE	NHPP	\$ 570	\$ -	\$ 1,900	\$ -	\$ 1,900	\$ -	\$ 1,235	\$ -	\$ 5,605	\$ -	\$ 5,605
	State	\$ -	\$ 30	\$ -	\$ 100	\$ -	\$ 100	\$ -	\$ 65	\$ -	\$ 295	\$ 295
RW	NHPP	\$ -	\$ -	\$ 360	\$ -	\$ 1,197	\$ -	\$ 2,246	\$ -	\$ 3,803	\$ -	\$ 3,803
	State	\$ -	\$ -	\$ -	\$ 40	\$ -	\$ 133	\$ -	\$ 250	\$ -	\$ 423	\$ 423
UT	NHPP	\$ -	\$ -	\$ -	\$ -	\$ -	\$ -	\$ 818	\$ -	\$ 818	\$ -	\$ 818
	State	\$ -	\$ -	\$ -	\$ -	\$ -	\$ -	\$ -	\$ 91	\$ -	\$ 91	\$ 91
CO	NHPP	\$ -	\$ -	\$ -	\$ -	\$ -	\$ -	\$ -	\$ -	\$ -	\$ -	\$ -
	State	\$ -	\$ -	\$ -	\$ -	\$ -	\$ -	\$ -	\$ -	\$ -	\$ -	\$ -
Total		\$ 570	\$ 30	\$ 2,260	\$ 140	\$ 3,097	\$ 233	\$ 4,299	\$ 406	\$ 10,226	\$ 809	\$ 11,035

Change		FY 2025		FY 2026		FY 2027		FY 2028		TOTAL			
Phase	Funding	Federal	State/Local	Federal	State/Local	Federal	State/Local	Federal	State/Local	Federal	State/Local	Total	
PP	NHPP	\$ -	\$ -	\$ -	\$ -	\$ -	\$ -	\$ -	\$ -	\$ -	\$ -	\$ -	
	State	\$ -	\$ -	\$ -	\$ -	\$ -	\$ -	\$ -	\$ -	\$ -	\$ -	\$ -	
PE	NHPP	\$ 95	\$ -	\$ 1,900	\$ -	\$ 415	\$ -	\$ 95	\$ -	\$ 2,505	\$ -	\$ 2,505	
	State	\$ -	\$ 5	\$ -	\$ 100	\$ -	\$ (65)	\$ -	\$ (62)	\$ -	\$ (22)	\$ (22)	
RW	NHPP	\$ -	\$ -	\$ 360	\$ -	\$ (118)	\$ -	\$ -	\$ -	\$ 242	\$ -	\$ 242	
	State	\$ -	\$ -	\$ -	\$ 40	\$ -	\$ (282)	\$ -	\$ -	\$ -	\$ (242)	\$ (242)	
UT	NHPP	\$ -	\$ -	\$ -	\$ -	\$ -	\$ -	\$ -	\$ -	\$ -	\$ -	\$ -	
	State	\$ -	\$ -	\$ -	\$ -	\$ -	\$ -	\$ -	\$ -	\$ -	\$ -	\$ -	
CO	NHPP	\$ -	\$ -	\$ -	\$ -	\$ -	\$ -	\$ -	\$ -	\$ -	\$ -	\$ -	
	State	\$ -	\$ -	\$ -	\$ -	\$ -	\$ -	\$ -	\$ -	\$ -	\$ -	\$ -	
Total		\$ 95	\$ 5	\$ 2,260	\$ 140	\$ 297	\$ (347)	\$ 95	\$ (62)	\$ 2,747	\$ (264)	\$ 2,483	
TOTAL PROJECT COST													
Prior Cost (≤ FY 2024)				STIP Cost (FY 2025-2028)				Balance to Complete (≥ FY 2029)				Total Project Cost	
Federal		\$ 2,814		Federal		\$ 10,226		Federal		\$ 1,072		Federal	\$ 14,112
State/Local		\$ 895		State/Local		\$ 809		State/Local/Other*		\$ 71,119		State/Local/Other*	\$ 72,823
Total		\$ 3,709		Total		\$ 11,035		Total		\$ 72,191		Total	\$ 86,935

*\$71,000,000 in construction funds for FY 2030 - Fund source is listed as "Other" in the TIP.

T11578 - I-95/I-495 Interchange at Medical Center Drive

Lead Agency
Maryland Department of Transportation
- State Highway Administration

Project Type
Study/Planning/Research

County
Prince Georges

From
@ Medical Center Drive

Agency Project ID
PGA201

Municipality
-

To
-

Completion Date
2035

Total Cost
\$86,935,000

Project Description

The project is an upgrade to the existing I-95/I-495 interchange at Medical Center Drive (formerly Arena Drive). The project will address existing congestion and will accommodate increasing traffic volumes associated with future growth in the Largo Town Center and the University of Maryland Capital Region Medical Center.

PHASE	FUND SOURCE	PRIOR	FY2023	FY2024	FY2025	FY2026	FUTURE	TOTAL
Preliminary Engineering	DC/STATE	\$130,000	\$382,000	\$383,000	\$30,000	\$100,000	\$165,000	\$1,190,000
Preliminary Engineering	NHPP	\$397,000	\$1,210,000	\$1,207,000	\$570,000	\$1,900,000	\$3,135,000	\$8,419,000
Total Preliminary Engineering		\$527,000	\$1,592,000	\$1,590,000	\$600,000	\$2,000,000	\$3,300,000	\$9,609,000
Right of Way	DC/STATE	-	-	-	-	\$40,000	\$383,000	\$423,000
Right of Way	NHPP	-	-	-	-	\$360,000	\$3,443,000	\$3,803,000
Total Right of Way		-	-	-	-	\$400,000	\$3,826,000	\$4,226,000
Construction	TBD	-	-	-	-	-	\$71,000,000	\$71,000,000
Total Construction		-	-	-	-	-	\$71,000,000	\$71,000,000
Utility	DC/STATE	-	-	-	-	-	\$210,000	\$210,000
Utility	NHPP	-	-	-	-	-	\$1,890,000	\$1,890,000
Total Utility		-	-	-	-	-	\$2,100,000	\$2,100,000
Total Prior Costs		\$527,000	-	-	-	-	-	\$527,000
Total Future Costs		-	-	-	-	-	\$80,226,000	\$80,226,000
Total Programmed		\$527,000	\$1,592,000	\$1,590,000	\$600,000	\$2,400,000	\$80,226,000	\$86,935,000

CURRENT CHANGE REASON	Schedule / Funding / Scope- Update Cost change(s), Adding \$2,484,000 in funds for PE and RW to reflect current programmed funding resources. due to Adding \$2,484,000 in funds for PE and RW to reflect current programmed funding resources, which includes \$2,400,000 in funds for FY26
PROJECT CHANGES	Plan Revision Name changed from "23-57.2 (MD)" to "23-66"
FUNDING CHANGES	<p>DC/STATE</p> <p>+ Increase funds in FY 2022 in PE from \$126,000 to \$130,000</p> <p>NHPP</p> <p>- Decrease funds in FY 2024 in PE from \$1,210,000 to \$1,207,000</p> <p>NHPP</p> <p>+ Increase funds in FY 2025 in PE from \$475,000 to \$570,000</p> <p>DC/STATE</p> <p>+ Increase funds in FY 2025 in PE from \$25,000 to \$30,000</p> <p>DC/STATE</p> <p>+ Increase funds in FY 2026 in PE from \$0 to \$100,000</p> <p>+ Increase funds in FY 2026 in ROW from \$0 to \$40,000</p> <p>NHPP</p> <p>+ Increase funds in FY 2027 in PE from \$1,485,000 to \$1,900,000</p> <p>- Decrease funds in FY 2027 in ROW from \$1,315,000 to \$1,197,000</p> <p>DC/STATE</p> <p>- Decrease funds in FY 2027 in PE from \$165,000 to \$100,000</p> <p>- Decrease funds in FY 2027 in ROW from \$415,000 to \$133,000</p> <p>NHPP</p> <p>+ Increase funds in FY 2028 in PE from \$1,140,000 to \$1,235,000</p> <p>DC/STATE</p> <p>- Decrease funds in FY 2028 in PE from \$127,000 to \$65,000</p> <p>NHPP</p> <p>+ Increase funds in FY 2026 in PE from \$0 to \$1,900,000</p> <p>+ Increase funds in FY 2026 in ROW from \$0 to \$360,000</p>
FEDERAL PROJECT COST	Increased from \$11,368,000 to \$14,112,000 (24.14%)
TOTAL PROJECT COST	Increased from \$84,451,000 to \$86,935,000 (2.94%)

ATTACHMENT B
PROGRAMMED SUMMARY BY FUND

Fund Type	2023	2024	2025	2026	Total
FEDERAL					
NHPP	\$21,502,000	\$27,820,000	\$19,051,000	\$33,986,000	\$102,359,000
STBG	\$40,113,000	\$38,641,000	\$32,059,000	\$38,656,000	\$149,469,000
Federal Subtotal	\$61,615,000	\$66,461,000	\$51,110,000	\$72,642,000	\$251,828,000
STATE					
DC/STATE	\$5,585,000	\$5,714,000	\$5,893,600	\$15,823,000	\$33,015,600
State Subtotal	\$5,585,000	\$5,714,000	\$5,893,600	\$15,823,000	\$33,015,600
Grand Total	\$67,200,000	\$72,175,000	\$57,003,600	\$88,465,000	\$284,843,600

MEMORANDUM

TO: MARYLAND DEPARTMENT OF TRANSPORTATION (MDOT)
OFFICE OF PLANNING, PROGRAMMING AND PROJECT DELIVERY
(OPPPD) DIRECTOR MICHELLE MARTIN

ATTN: OPPPD REGIONAL PLANNER KARI SNYDER
OPPPD REGIONAL PLANNER DAN JANOUSEK
OPPD REGIONAL PLANNING MANAGER SHAWN KIERNAN *7/31/2025*

FROM: REGIONAL AND INTERMODAL PLANNING DIVISION (RIPD) *7/31/2025*
CHIEF TARA PENDERS

SUBJECT: REQUEST FOR ADMINISTRATIVE MODIFICATION OF THE NATIONAL
CAPITAL REGION TRANSPORTATION PLANNING BOARD (TPB) FISCAL
YEAR (FY) 2023-2026 TRANSPORTATION IMPROVEMENT PROGRAM (TIP)
AND NOTIFICATION OF THE FEDERAL HIGHWAY ADMINISTRATION
(FHWA)

DATE: JULY 31, 2025

RESPONSE

REQUESTED BY: N/A

PURPOSE OF MEMORANDUM

To request the MDOT OPPPD notify the FHWA - Maryland Division of this administrative modification.

SUMMARY

On July 31, 2025, the Metropolitan Washington Council of Governments Department of Transportation Planning (MWCOP DP) staff approved the following Maryland State Highway Administration (SHA) requested administrative modifications to the FY 2023-2026 TPB TIP.

TIP	PROJECT	PHASE	NEW FUNDING
T3081	Areawide Bridge Replacement and Rehabilitation	UT	\$1,000,000
		CO	\$23,973,000
T4887	MD 197 Highway Reconstruction	PP	\$273,000
		PE	\$828,000 (\$1,113,000)
T6647	Riverdale Road Anacostia River Branch Bridge Replacement	PE	\$667,000
		CO	(\$8,313,000)
T11578	I-95/I-495 Interchange at Medical Center Drive	PE	\$2,100,000
		RW	(\$3,000) \$400,000

ANALYSIS

Areawide Bridge Replacement and Rehabilitation (T3081) – This requested administrative modification reflects the addition of \$1,000,000 in FY 2023-2026 TPB TIP funding for utilities to accommodate SHA updated programmed project expenditures and project schedules in FY 2023-2026. This modification also reflects the addition of \$23,973,600 in funds for the construction phase. The project's total cost, as documented in the FY 2023-2026 TPB TIP, is increasing by \$24,973,000 from \$251,032,000 to \$276,005,600.

MD 197 Highway Reconstruction (T4887) – This requested administrative modification reflects the addition of \$273,000 in FY 2023-2026 TPB TIP project planning funding to accommodate SHA updated programmed project expenditures and project schedules in FY 2023-2026. This modification also reflects the addition of \$828,000 in funds for the preliminary engineering phase. This modification also reflects the reduction of \$1,113,000 in funds for the preliminary engineering phase. The project's total cost, as documented in the FY 2023-2026 TPB TIP, is increasing by \$221,000 from \$6,737,000 to \$6,958,000, which includes funding programmed in years prior to and beyond the FY 2023-2026 TPB TIP.

Riverdale Road Anacostia River Branch Bridge Replacement (T6647) – This requested administrative modification reflects the addition of \$667,000 in FY 2023-2026 TPB TIP funding for the preliminary engineering phase to accommodate SHA updated programmed project expenditures and project schedules in FY 2023-2026. This modification also reflects the reduction of \$8,313,000 in funds for the construction phase. The project's total cost, as documented in the FY 2023-2026 TPB TIP, is increasing by \$639,000 from \$9,497,000 to \$10,136,000, which includes funding programmed in years prior to and beyond the FY 2023-2026 TPB TIP.

I-95/I-495 Interchange at Medical Center Drive (T11578) – This requested administrative modification reflects the addition of \$2,100,000 in FY 2023-2026 TPB TIP funding for the preliminary engineering phase to accommodate SHA updated programmed project expenditures and project schedules in FY 2023-2026. This modification also reflects the reduction of \$3,000 in funds for the preliminary engineering phase. This modification also reflects the addition of \$400,000 in funds for the right-of-way phase. The project's total cost, as documented in the FY 2023-2026 TPB TIP, is increasing by \$2,484,000 from \$84,451,000 to \$86,935,000, which includes funding programmed in years prior to and beyond the FY 2023-2026 TPB TIP.

The attached Statewide TIP (STIP) report documents MDOT's requested modification with respect to funding for the above project. This requested action will not impact scheduling or funding availability for other projects in the current STIP, which remains fiscally constrained. The modified funding does not affect the portion of federal funding programmed for transit or allocations of state aid to local jurisdictions in lieu of federal aid.

In addition, the Maryland Transportation Trust Fund (TTF) remains fiscally constrained. The TTF supports State transportation system operation and maintenance, MDOT administration, debt service, and capital projects. Semiannually, MDOT updates revenues and expenditures using two national forecasting companies' latest economic estimates. The MDOT published funding details in the FY 2025-2030 Consolidated Transportation Program (<https://www.mdot.maryland.gov/tso/pages/Index.aspx?PageId=27>) and FY 2025-2028 Maryland STIP (<https://www.mdot.maryland.gov/tso/pages/Index.aspx?PageId=117>).

Ms. Michelle Martin
Page Three

Please modify the FY 2023-2026 TPB TIP and FY 2025-2028 Maryland STIP to reflect the funding information provided in the attachments. If you have any questions, please contact SHA RIPD Regional Planner, Mr. David Rodgers, at 410-545-5670 or drodgers1@mdot.maryland.gov.

ATTACHMENTS

- Srikanth (MWCOG DTP) to Rodgers (SHA) TPB TIP administrative modification approval for T3081, T4887, T6647 and T11578
- Financial Constraint Summary Table
- Administrative Modification Request Email
- Appendix B of the FY 2023-2026 TIP - Definitions for amendments and administrative modifications
- FY 2023-2026 TPB TIP project T3081 overview report
- FY 2025-2028 Maryland STIP project TPB T3081 report
- FY 2023-2026 TPB TIP project T4887 overview report
- FY 2025-2028 Maryland STIP project TPB T4887 report
- FY 2023-2026 TPB TIP project T6647 overview report
- FY 2025-2028 Maryland STIP project TPB T6647 report
- FY 2023-2026 TPB TIP project T11578 overview report
- FY 2025-2028 Maryland STIP project TPB T11578 report

cc: Maurice Agostino, P.E., Director, Office of Structures (OOS), SHA
Mr. Darren Bean, Assistant Regional Planner, RIPD, SHA
Ms. Lindsay Bobian, Team Leader, Highway Design Division, Office of Highway Development (OHD), SHA
Mr. Nate Evans, Assistant Chief, RIPD, SHA
Ms. Karen Fiasco, Deputy District Engineer, District 5, SHA
Erich Florence, P.E., Deputy District Engineer, District 3, SHA
Derek Gunn, P.E., District Engineer, District 3, SHA
Eric Marabello, P.E., Director, OHD, SHA
Kelly Nash, P.E., Deputy Director, OOS, SHA
Mr. David Rodgers, Regional Planner, RIPD, SHA
Ms. Thomasina Saxon, Administrative Assistant Executive, RIPD, SHA
Mr. David Schlie, Regional Planner, RIPD, SHA
Jordan Tacchetti, P.E., Team Leader, OOS, SHA
Kimberly Tran, P.E., District Engineer, District 5, SHA