

July 3, 2025

Ms. Valeriya Remezova
Division Administrator
Attn: Ms. Jasmine Champion
Federal Highway Administration
Maryland Division
George H. Fallon Federal Building
31 Hopkins Plaza, Suite 1520
Baltimore MD 21201

Ms. Terry Garcia Crews
Regional Administrator
Attn: Mr. Dan Koenig
Federal Transit Administration, Region III
1835 Market Street, Suite 1910
Philadelphia PA 19103-2968
Dear Ms. Remezova and Ms. Crews:

The Maryland Department of Transportation (MDOT) requests to amend the Fiscal Year (FY) 2025-2028 Maryland Statewide Transportation Improvement Program (STIP) to add one new statewide project to the STIP and reflect changes to five rural and statewide projects on behalf of the Maryland State Highway Administration (SHA).

This action reflects the addition of the new Statewide Stormwater Infrastructure Inspections project to the STIP, and updates the programmed expenditures from FY 2025 to FY 2028 for the State Highway Administration areawide projects, and the fund source by project will be provided in quarterly submissions of SHA tracking sheets as described in Appendix I of the STIP.

Project Name	STIP #	Funding Source	FY25-FY28 Net Federal Change (in 000's)
Statewide Stormwater Infrastructure Inspections	AZ3971	STBG/NHPP, State	\$6,024
Areawide Environmental Projects*	RU Environment	Federal, State	\$15,580

Ms. Valeriya Remezova
Ms. Terry Garcia Crews
Page Two

Project Name	STIP #	Funding Source	FY25-FY28 Net Federal Change (in 000's)
Areawide Congestion Management**	RU Congestion Management	Federal, State	\$2,233
Areawide Resurfacing and Rehabilitation***	RU Resurface	Federal, State	\$9,500
Areawide Safety and Spot Improvements****	RU Safety Spot	Federal, State	\$17,100
Coordinated Highway Action Response Team (CHART)	State 1 (AZ4351)	STBG, State	\$16,784

**RU Environment improvements may receive HSIP, NHPP, STBG, and/or other federal funds as determined appropriate by MDOT*

***RU Congestion Mgmt improvements may receive CMAQ, NHPP, STBG, and/or other federal funds as determined appropriate by MDOT*

****RU Resurface improvements may receive HSIP, NHPP, STBG, and/or other federal funds as determined appropriate by MDOT*

*****RU Safety/Spot improvements may receive CMAQ, HSIP, NHPP, STBG, and/or other federal funds as determined appropriate by MDOT*

The MDOT has assigned Control #25-4 for this amendment to the STIP, and the supporting documentation is attached.

The Maryland Statewide Transportation Improvement Program (STIP) continues to be fiscally constrained. Should you have additional questions or concerns, please contact me at 410-865-1098, toll free 888-713-1414 or via e-mail at djanousek@mdot.maryland.gov.

Sincerely,



Kari Snyder
Regional Planner
Office of Planning, Programming, and Project Delivery (OPPPD)


Attachment

cc: Mr. Dan Janousek, Regional Planner, OPPPD, MDOT
Mr. Shawn Keirnan, Strategic Planner, OPPPD, MDOT

MEMORANDUM

TO: MARYLAND DEPARTMENT OF TRANSPORTATION (MDOT)
OFFICE OF PLANNING, PROGRAMMING AND PROJECT DELIVERY
(OPPPD) DIRECTOR MICHELLE MARTIN

ATTN: OPPPD REGIONAL PLANNING MANAGER SHAWN KEIRNAN
OPPPD REGIONAL PLANNER DAN JANOUSEK
OPPPD REGIONAL PLANNER KARI SNYDER

FROM: REGIONAL AND INTERMODAL PLANNING DIVISION (RIPD)  6/11/2025
CHIEF TARA PENDERS

SUBJECT: REQUEST TO AMEND THE FISCAL YEAR (FY) 2025-2028 MARYLAND
STATEWIDE TRANSPORTATION IMPROVEMENT PROGRAM (STIP)

DATE: JUNE 11, 2025

RESPONSE

REQUESTED BY: N/A

PURPOSE OF MEMORANDUM

To request the MDOT OPPPD, notify the Federal Highway Administration - Maryland Division of this amendment.

SUMMARY

STIP	PROJECT	PHASE	NEW FUNDING
AZ3971	Statewide Stormwater Infrastructure Inspections	PP	\$ 6,343,548

ANALYSIS

Statewide Drainage Improvements for FY26, FY27, and FY28 – This requested amendment reflects the addition of a new project and \$6,343,548 to planning for a Statewide Stormwater Infrastructure Inspections for FY 26, FY 27, and FY 28 project. This project's total cost is estimated to be \$6,343,548.

In addition, the Maryland Transportation Trust Fund (TTF) remains fiscally constrained. The TTF supports State transportation system operation and maintenance, MDOT administration, debt service, and capital projects. Semiannually, MDOT updates revenues and expenditures using two national forecasting companies' latest economic estimates. The MDOT published funding details in the FY 2025-2030 Consolidated Transportation Program and FY 2025-2028 Maryland STIP.

Ms. Michelle Martin
Page Two

Please amend the FY 2022-2025 Maryland STIP to reflect the funding information provided in the attachment. If you have any questions, please contact Maryland State Highway Administration (SHA) RIPD Regional Planners, Mr. Benjamin Allen, at 410-545-5649 or ballen3@mdot.maryland.gov; and Mr. Sean Varsolona, at 410-545-5672 or svarsolona@mdot.maryland.gov

ATTACHMENTS

- FY 2025-2028 Maryland STIP report for a new Statewide Stormwater Infrastructure Inspections project

cc: Mr. Benjamin Allen, Regional Planner, RIPD, SHA
Mr. Nate Evans, Assistant Chief, RIPD, SHA
Emad Gheibi, Ph.D., P.E., Assistant Chief, RIPD, SHA
Mr. Sean Varsolona, Regional Planner, RIPD, SHA


MARYLAND STATEWIDE TIP FY 2025-2028

MDOT STIP # AZ3971

SUMMARY TABLE

Project	Amendment Criteria	Conformity Status	Environmental Status	Current Funding Level (000s)		
				Federal	State/Local	Total
Statewide Stormwater Infrastructure Inspections	A	n/a	Various	\$ -	\$ -	\$ -
	Administration	Area/MPO	CTP Page	Net Funding Change (000s)		
				Federal	State/Local	Total
	MDOT SHA	Rural (Non-MPO)		\$ 6,024	\$ 320	\$ 6,344
Description	Stormwater Management and Drainage Infrastructure Facility Inspections Statewide for FY26, FY27, and FY28					
Justification	Inspection of existing stormwater management facilities and drainage infrastructure for MS4 permit compliance					

INDIVIDUAL REQUEST FORM

STIP/TIP Amendment Criteria		Funding	FY 2025	FY 2026	FY 2027	FY 2028	Total
<input checked="" type="checkbox"/> A) Adds new individual projects to the current STIP <input type="checkbox"/> B) Increase/decrease, scope change, advance, delay, or phase change <input type="checkbox"/> C) Removes or deletes individual listed project from the STIP <input type="checkbox"/> D) Other	Current (000s)	Total	\$ -	\$ -	\$ -	\$ -	\$ -
		Federal	\$ -	\$ -	\$ -	\$ -	\$ -
		State/Local	\$ -	\$ -	\$ -	\$ -	\$ -
	Proposed (000s)	Total	\$ -	\$ 2,115	\$ 2,115	\$ 2,114	\$ 6,344
		Federal	\$ -	\$ 2,008	\$ 2,008	\$ 2,008	\$ 6,024
		State/Local	\$ -	\$ 107	\$ 107	\$ 106	\$ 320
 MARYLAND DEPARTMENT OF TRANSPORTATION	Change (000s)	Total	\$ -	\$ 2,115	\$ 2,115	\$ 2,114	\$ 6,344
		Federal	\$ -	\$ 2,008	\$ 2,008	\$ 2,008	\$ 6,024
		State/Local	\$ -	\$ 107	\$ 107	\$ 106	\$ 320

PHASE DETAIL

Current		FY 2025		FY 2026		FY 2027		FY 2028		TOTAL		
Phase	Funding	Federal	State/Local	Federal	State/Local	Federal	State/Local	Federal	State/Local	Federal	State/Local	Total
PP	State	\$ -	\$ -	\$ -	\$ -	\$ -	\$ -	\$ -	\$ -	\$ -	\$ -	\$ -
	STBG/NHPP	\$ -	\$ -	\$ -	\$ -	\$ -	\$ -	\$ -	\$ -	\$ -	\$ -	\$ -
PE	State	\$ -	\$ -	\$ -	\$ -	\$ -	\$ -	\$ -	\$ -	\$ -	\$ -	\$ -
	STBG/NHPP	\$ -	\$ -	\$ -	\$ -	\$ -	\$ -	\$ -	\$ -	\$ -	\$ -	\$ -
RW	State	\$ -	\$ -	\$ -	\$ -	\$ -	\$ -	\$ -	\$ -	\$ -	\$ -	\$ -
	STBG/NHPP	\$ -	\$ -	\$ -	\$ -	\$ -	\$ -	\$ -	\$ -	\$ -	\$ -	\$ -
CO	State	\$ -	\$ -	\$ -	\$ -	\$ -	\$ -	\$ -	\$ -	\$ -	\$ -	\$ -
	STBG/NHPP	\$ -	\$ -	\$ -	\$ -	\$ -	\$ -	\$ -	\$ -	\$ -	\$ -	\$ -
Other	State	\$ -	\$ -	\$ -	\$ -	\$ -	\$ -	\$ -	\$ -	\$ -	\$ -	\$ -
	STBG/NHPP	\$ -	\$ -	\$ -	\$ -	\$ -	\$ -	\$ -	\$ -	\$ -	\$ -	\$ -
Total		\$ -	\$ -	\$ -	\$ -	\$ -	\$ -	\$ -	\$ -	\$ -	\$ -	\$ -

Proposed		FY 2025		FY 2026		FY 2027		FY 2028		TOTAL		
Phase	Funding	Federal	State/Local	Federal	State/Local	Federal	State/Local	Federal	State/Local	Federal	State/Local	Total
PP	State	\$ -	\$ -	\$ -	\$ 107	\$ -	\$ 107	\$ -	\$ 106	\$ -	\$ 320	\$ 320
	STBG/NHPP	\$ -	\$ -	\$ 2,008	\$ -	\$ 2,008	\$ -	\$ 2,008	\$ -	\$ 6,024	\$ -	\$ 6,024
PE	State	\$ -	\$ -	\$ -	\$ -	\$ -	\$ -	\$ -	\$ -	\$ -	\$ -	\$ -
	STBG/NHPP	\$ -	\$ -	\$ -	\$ -	\$ -	\$ -	\$ -	\$ -	\$ -	\$ -	\$ -
RW	State	\$ -	\$ -	\$ -	\$ -	\$ -	\$ -	\$ -	\$ -	\$ -	\$ -	\$ -
	STBG/NHPP	\$ -	\$ -	\$ -	\$ -	\$ -	\$ -	\$ -	\$ -	\$ -	\$ -	\$ -
CO	State	\$ -	\$ -	\$ -	\$ -	\$ -	\$ -	\$ -	\$ -	\$ -	\$ -	\$ -
	STBG/NHPP	\$ -	\$ -	\$ -	\$ -	\$ -	\$ -	\$ -	\$ -	\$ -	\$ -	\$ -
Other	State	\$ -	\$ -	\$ -	\$ -	\$ -	\$ -	\$ -	\$ -	\$ -	\$ -	\$ -
	STBG/NHPP	\$ -	\$ -	\$ -	\$ -	\$ -	\$ -	\$ -	\$ -	\$ -	\$ -	\$ -
Total		\$ -	\$ -	\$ 2,008	\$ 107	\$ 2,008	\$ 107	\$ 2,008	\$ 106	\$ 6,024	\$ 320	\$ 6,344

Change		FY 2025		FY 2026		FY 2027		FY 2028		TOTAL		
Phase	Funding	Federal	State/Local	Federal	State/Local	Federal	State/Local	Federal	State/Local	Federal	State/Local	Total
PP	State	\$ -	\$ -	\$ -	\$ 107	\$ -	\$ 107	\$ -	\$ 106	\$ -	\$ 320	\$ 320
	STBG/NHPP	\$ -	\$ -	\$ 2,008	\$ -	\$ 2,008	\$ -	\$ 2,008	\$ -	\$ 6,024	\$ -	\$ 6,024
PE	State	\$ -	\$ -	\$ -	\$ -	\$ -	\$ -	\$ -	\$ -	\$ -	\$ -	\$ -
	STBG/NHPP	\$ -	\$ -	\$ -	\$ -	\$ -	\$ -	\$ -	\$ -	\$ -	\$ -	\$ -
RW	State	\$ -	\$ -	\$ -	\$ -	\$ -	\$ -	\$ -	\$ -	\$ -	\$ -	\$ -
	STBG/NHPP	\$ -	\$ -	\$ -	\$ -	\$ -	\$ -	\$ -	\$ -	\$ -	\$ -	\$ -
CO	State	\$ -	\$ -	\$ -	\$ -	\$ -	\$ -	\$ -	\$ -	\$ -	\$ -	\$ -
	STBG/NHPP	\$ -	\$ -	\$ -	\$ -	\$ -	\$ -	\$ -	\$ -	\$ -	\$ -	\$ -
Other	State	\$ -	\$ -	\$ -	\$ -	\$ -	\$ -	\$ -	\$ -	\$ -	\$ -	\$ -
	STBG/NHPP	\$ -	\$ -	\$ -	\$ -	\$ -	\$ -	\$ -	\$ -	\$ -	\$ -	\$ -
Total		\$ -	\$ -	\$ 2,008	\$ 107	\$ 2,008	\$ 107	\$ 2,008	\$ 106	\$ 6,024	\$ 320	\$ 6,344


TOTAL PROJECT COST

Prior Cost (≤ FY 2024)		STIP Cost (FY 2025-2028)		Balance to Complete (≥ FY 2029)		Total Project Cost	
Federal	\$ -	Federal	\$ 6,024	Federal	\$ -	Federal	\$ 6,024
State/Local	\$ -	State/Local	\$ 320	State/Local	\$ -	State/Local	\$ 320
Total	\$ -	Total	\$ 6,344	Total	\$ -	Total	\$ 6,344

MEMORANDUM

TO: MARYLAND DEPARTMENT OF TRANSPORTATION (MDOT)
OFFICE OF PLANNING, PROGRAMMING AND PROJECT DELIVERY
(OPPPD) DIRECTOR MICHELLE MARTIN

ATTN: OPPPD REGIONAL PLANNING MANAGER SHAWN KEIRNAN
OPPPD REGIONAL PLANNER DAN JANOUSEK
OPPPD REGIONAL PLANNER KARI SNYDER

FROM: REGIONAL AND INTERMODAL PLANNING DIVISION (RIPD) 
CHIEF TARA PENDERS

SUBJECT: REQUEST TO AMEND THE FY 2025-2028 MARYLAND STATEWIDE
TRANSPORTATION IMPROVEMENT PROGRAM (STIP)

DATE: JUNE 04, 2025

RESPONSE

REQUESTED BY: N/A

For Tara Penders

PURPOSE OF MEMORANDUM

To request the MDOT OPPPD approve and forward to the Federal Highway Administration (FHWA) for its approval the following STIP amendment.

SUMMARY

The Maryland State Highway Administration (SHA) hereby requests an amendment of the FY 2025-2028 Maryland STIP to reflect the following four actions.

STIP	PROJECT	PHASE	NEW FUNDING
RU Environment	Areawide Environmental Projects	PP	\$7,000,000
		PE	\$4,400,000
		CO	\$5,000,000
RU Congestion Management	Areawide Congestion Management	CO	\$1,351,000
		OTHER	\$1,000,000
RU Resurface	Areawide Resurfacing and Rehabilitation	CO	\$10,000,000

RU Safety Spot	Areawide Safety and Spot Improvements	PE CO	\$3,000,000 \$15,000,000
----------------	---------------------------------------	----------	-----------------------------

ANALYSIS

Areawide Environment Improvements (RU Environment) – This requested amendment reflects the addition of \$7,000,000 in planning funding, \$4,400,000 in design funding, and \$5,000,000 in construction funding to the FY 2025-2028 Maryland STIP to accommodate SHA updated programmed environmental and landscape improvements in FY 2025-2028. The total cost of this project will increase from \$54.00 million to \$70.40 million.

Areawide Congestion Management (RU Congestion Management) – This requested amendment reflects the addition of \$1,351,000 in construction funding, and \$1,000,000 in other funding to the FY 2025-2028 Maryland STIP to accommodate SHA updated programmed traffic control, management, and monitoring improvements in FY 2025-2028. The total cost of this project will increase from \$45.50 million to \$47.85 million.

Areawide Resurfacing and Rehabilitation (RU Resurface) – This requested amendment reflects the addition of \$10,000,000 in construction funding to the FY 2025-2028 Maryland STIP to accommodate SHA updated resurfacing, upgrading, and rehabilitation improvements in FY 2025-2028. The total cost of this project will increase from \$329.50 million to \$339.50 million.

Areawide Safety and Spot Improvements (RU Safety/Spot) – This requested amendment reflects the addition of \$3,000,000 in design funding and \$15,000,000 in construction funding to the FY 2025-2028 Maryland STIP for safety improvement projects and inspections. The total cost of this project will increase from \$189.20 million to \$207.20 million.

The attached STIP reports document MDOT's requested administrative modifications with respect to funding for the above projects. These requested actions will not impact scheduling or funding availability for other projects in the current STIP, which remains fiscally constrained. The amended funding does not affect the portion of federal funding programmed for transit or allocations of state aid to local jurisdictions in lieu of federal aid.

In addition, the Maryland Transportation Trust Fund (TTF) remains fiscally constrained. The TTF supports State transportation system operation and maintenance, MDOT administration, debt service, and capital projects. Semiannually, MDOT updates revenues and expenditures using two national forecasting companies' latest economic estimates. The MDOT published funding details in the FY 2025-2030 Consolidated Transportation Program and FY 2025-2028 Maryland STIP.

Please amend the FY 2025-2028 Maryland STIP to reflect the funding information provided in the attachment. If you have any questions, please contact SHA RIPD Regional Planners, Mr. Benjamin Allen, at 410-545-5649 or ballen3@mdot.maryland.gov; and Mr. Sean Varsolona, at 410-545-5672 or svarsolona@mdot.maryland.gov.


Ms. Michelle Martin
Page Three

ATTACHMENTS

- FY 2025-2028 Maryland STIP project RU Environment report
- FY 2025-2028 Maryland STIP project RU Congestion Management report
- FY 2025-2028 Maryland STIP project RU Resurface report
- FY 2025-2028 Maryland STIP project RU Safety/Spot report

cc: Mr. Benjamin Allen, Regional Planner, RIPD, SHA
Mr. Mark Crampton, District Engineer, District 1, SHA
Mr. Nate Evans, Assistant Division Chief, RIPD, SHA
Mr. Ken Fender, District Engineer, District 2, SHA
Emad Gheibi, Ph.D., P.E., Assistant Chief, RIPD, SHA
Linda Puffenbarger, P.E., District Engineer, District 6, SHA
Kimberly Tran, P.E., District Engineer, District 5, SHA
Mr. Sean Varsolona, Regional Planner, RIPD, SHA

MARYLAND STATEWIDE TIP FY 2025-2028

MDOT STIP # RU Environment												
SUMMARY TABLE												
Project	Amendment Criteria	Conformity Status	Environmental Status	Current Funding Level (000s)								
				Federal	State/Local	Total						
Areawide Environmental Projects	B	n/a	Various	\$ 51,299	\$ 2,701	\$ 54,000						
	Administration SHA	Area/MPO Rural (Non-MPO)	CTP Page	Net Funding Change (000s)								
				\$ 15,580	\$ 820	\$ 16,400						
Description	Program to provide environmental and aesthetic improvements on SHA highways.											
Justification	System preservation projects serve to keep SHA roadways and facilities in a state of good repair.											
INDIVIDUAL REQUEST FORM												
STIP/TIP Amendment Criteria				Funding	FY 2025	FY 2026	FY 2027	FY 2028	Total			
<input type="checkbox"/> A) Adds new individual projects to the current STIP <input checked="" type="checkbox"/> B) Increase/decrease, scope change, advance, delay, or phase change <input type="checkbox"/> C) Removes or deletes individual listed project from the STIP <input type="checkbox"/> D) Other				Current (000s)	Total	\$ 14,475	\$ 13,175	\$ 13,175	\$ 13,175	\$ 54,000		
				Federal	\$ 13,751	\$ 12,516	\$ 12,516	\$ 12,516	\$ 51,299			
				State/Local	\$ 724	\$ 659	\$ 659	\$ 659	\$ 2,701			
				Proposed (000s)	Total	\$ 16,475	\$ 22,875	\$ 16,875	\$ 14,175	\$ 70,400		
				Federal	\$ 15,651	\$ 21,731	\$ 16,031	\$ 13,466	\$ 66,879			
				State/Local	\$ 824	\$ 1,144	\$ 844	\$ 709	\$ 3,521			
 MARYLAND DEPARTMENT OF TRANSPORTATION				Change (000s)	Total	\$ 2,000	\$ 9,700	\$ 3,700	\$ 1,000	\$ 16,400		
				Federal	\$ 1,900	\$ 9,215	\$ 3,515	\$ 950	\$ 15,580			
				State/Local	\$ 100	\$ 485	\$ 185	\$ 50	\$ 820			
PHASE DETAIL												
Current		FY 2025		FY 2026		FY 2027		FY 2028		TOTAL		
Phase	Funding	Federal	State/Local	Federal	State/Local	Federal	State/Local	Federal	State/Local	Federal	State/Local	Total
PP	State	\$ -	\$ 40	\$ -	\$ 40	\$ -	\$ 40	\$ -	\$ 40	\$ -	\$ 160	\$ 160
	Federal	\$ 760	\$ -	\$ 760	\$ -	\$ 760	\$ -	\$ 760	\$ -	\$ 3,040	\$ -	\$ 3,040
PE	State	\$ -	\$ 80	\$ -	\$ 65	\$ -	\$ 65	\$ -	\$ 65	\$ -	\$ 275	\$ 275
	Federal	\$ 1,520	\$ -	\$ 1,235	\$ -	\$ 1,235	\$ -	\$ 1,235	\$ -	\$ 5,225	\$ -	\$ 5,225
RW	State	\$ -	\$ 4	\$ -	\$ 4	\$ -	\$ 4	\$ -	\$ 4	\$ -	\$ 16	\$ 16
	Federal	\$ 71	\$ -	\$ 71	\$ -	\$ 71	\$ -	\$ 71	\$ -	\$ 284	\$ -	\$ 284
CO	State	\$ -	\$ 600	\$ -	\$ 550	\$ -	\$ 550	\$ -	\$ 550	\$ -	\$ 2,250	\$ 2,250
	Federal	\$ 11,400	\$ -	\$ 10,450	\$ -	\$ 10,450	\$ -	\$ 10,450	\$ -	\$ 42,750	\$ -	\$ 42,750
Other	State	\$ -	\$ -	\$ -	\$ -	\$ -	\$ -	\$ -	\$ -	\$ -	\$ -	\$ -
	Federal	\$ -	\$ -	\$ -	\$ -	\$ -	\$ -	\$ -	\$ -	\$ -	\$ -	\$ -
Total		\$ 13,751	\$ 724	\$ 12,516	\$ 659	\$ 12,516	\$ 659	\$ 12,516	\$ 659	\$ 51,299	\$ 2,701	\$ 54,000
Proposed		FY 2025		FY 2026		FY 2027		FY 2028		TOTAL		
Phase	Funding	Federal	State/Local	Federal	State/Local	Federal	State/Local	Federal	State/Local	Federal	State/Local	Total
PP	State	\$ -	\$ 90	\$ -	\$ 190	\$ -	\$ 140	\$ -	\$ 90	\$ -	\$ 510	\$ 510
	Federal	\$ 1,710	\$ -	\$ 3,610	\$ -	\$ 2,660	\$ -	\$ 1,710	\$ -	\$ 9,690	\$ -	\$ 9,690
PE	State	\$ -	\$ 130	\$ -	\$ 150	\$ -	\$ 150	\$ -	\$ 65	\$ -	\$ 495	\$ 495
	Federal	\$ 2,470	\$ -	\$ 2,850	\$ -	\$ 2,850	\$ -	\$ 1,235	\$ -	\$ 9,405	\$ -	\$ 9,405
RW	State	\$ -	\$ 4	\$ -	\$ 4	\$ -	\$ 4	\$ -	\$ 4	\$ -	\$ 16	\$ 16
	Federal	\$ 71	\$ -	\$ 71	\$ -	\$ 71	\$ -	\$ 71	\$ -	\$ 284	\$ -	\$ 284
CO	State	\$ -	\$ 600	\$ -	\$ 800	\$ -	\$ 550	\$ -	\$ 550	\$ -	\$ 2,500	\$ 2,500
	Federal	\$ 11,400	\$ -	\$ 15,200	\$ -	\$ 10,450	\$ -	\$ 10,450	\$ -	\$ 47,500	\$ -	\$ 47,500
Other	State	\$ -	\$ -	\$ -	\$ -	\$ -	\$ -	\$ -	\$ -	\$ -	\$ -	\$ -
	Federal	\$ -	\$ -	\$ -	\$ -	\$ -	\$ -	\$ -	\$ -	\$ -	\$ -	\$ -
Total		\$ 15,651	\$ 824	\$ 21,731	\$ 1,144	\$ 16,031	\$ 844	\$ 13,466	\$ 709	\$ 66,879	\$ 3,521	\$ 70,400
Change		FY 2025		FY 2026		FY 2027		FY 2028		TOTAL		
Phase	Funding	Federal	State/Local	Federal	State/Local	Federal	State/Local	Federal	State/Local	Federal	State/Local	Total
PP	State	\$ -	\$ 50	\$ -	\$ 150	\$ -	\$ 100	\$ -	\$ 50	\$ -	\$ 350	\$ 350
	Federal	\$ 950	\$ -	\$ 2,850	\$ -	\$ 1,900	\$ -	\$ 950	\$ -	\$ 6,650	\$ -	\$ 6,650
PE	State	\$ -	\$ 50	\$ -	\$ 85	\$ -	\$ 85	\$ -	\$ -	\$ -	\$ 220	\$ 220
	Federal	\$ 950	\$ -	\$ 1,615	\$ -	\$ 1,615	\$ -	\$ -	\$ -	\$ 4,180	\$ -	\$ 4,180
RW	State	\$ -	\$ -	\$ -	\$ -	\$ -	\$ -	\$ -	\$ -	\$ -	\$ -	\$ -
	Federal	\$ -	\$ -	\$ -	\$ -	\$ -	\$ -	\$ -	\$ -	\$ -	\$ -	\$ -
CO	State	\$ -	\$ -	\$ -	\$ 250	\$ -	\$ -	\$ -	\$ -	\$ -	\$ 250	\$ 250
	Federal	\$ -	\$ -	\$ 4,750	\$ -	\$ -	\$ -	\$ -	\$ -	\$ 4,750	\$ -	\$ 4,750
Other	State	\$ -	\$ -	\$ -	\$ -	\$ -	\$ -	\$ -	\$ -	\$ -	\$ -	\$ -
	Federal	\$ -	\$ -	\$ -	\$ -	\$ -	\$ -	\$ -	\$ -	\$ -	\$ -	\$ -
Total		\$ 1,900	\$ 100	\$ 9,215	\$ 485	\$ 3,515	\$ 185	\$ 950	\$ 50	\$ 15,580	\$ 820	\$ 16,400
TOTAL PROJECT COST												
Prior Cost (≤ FY 2024)		STIP Cost (FY 2025-2028)				Balance to Complete (≥ FY 2029)				Total Project Cost		
Federal		\$ -		Federal \$ 66,879		Federal \$ -		Federal \$ -		Federal \$ 66,879		
State/Local		\$ -		State/Local \$ 3,521		State/Local \$ -		State/Local \$ -		State/Local \$ 3,521		
Total		\$ -		Total \$ 70,400		Total \$ -		Total \$ -		Total \$ 70,400		


MARYLAND STATEWIDE TIP FY 2025-2028

MDOT STIP # RU Congestion Management

SUMMARY TABLE

Project	Amendment Criteria	Conformity Status	Environmental Status	Current Funding Level (000s)		
				Federal	State/Local	Total
Areawide Congestion Management	B	n/a	Various	\$ 43,224	\$ 2,276	\$ 45,500
	Administration	Area/MPO	CTP Page	Net Funding Change (000s)		
	SHA	Rural (Non-MPO)		Federal	State/Local	Total
				\$ 2,233	\$ 118	\$ 2,350
Description	Program to provide traffic control, management, and monitoring on SHA highways.					
Justification	These projects together provide an important air quality component of reducing emissions from motor vehicles on SHA roadways. Most of these projects will improve safety and traffic flow operations on the existing highway system without major new construction. They will save motorists time by allowing them to avoid traffic congestion. Some of the projects will reduce congestion through the use of ITS technology innovations in communication, advanced traffic management, traveler information, etc.					

INDIVIDUAL REQUEST FORM

STIP/TIP Amendment Criteria		Funding	FY 2025	FY 2026	FY 2027	FY 2028	Total
<input type="checkbox"/> A) Adds new individual projects to the current STIP	Current (000s)	Total	\$ 11,375	\$ 11,375	\$ 11,375	\$ 11,375	\$ 45,500
		Federal	\$ 10,806	\$ 10,806	\$ 10,806	\$ 10,806	\$ 43,224
		State/Local	\$ 569	\$ 569	\$ 569	\$ 569	\$ 2,276
<input checked="" type="checkbox"/> B) Increase/decrease, scope change, advance, delay, or phase change	Proposed (000s)	Total	\$ 12,725	\$ 12,375	\$ 11,375	\$ 11,375	\$ 47,850
		Federal	\$ 12,089	\$ 11,756	\$ 10,806	\$ 10,806	\$ 45,457
		State/Local	\$ 637	\$ 619	\$ 569	\$ 569	\$ 2,394
<input type="checkbox"/> C) Removes or deletes individual listed project from the STIP	Change (000s)	Total	\$ 1,350	\$ 1,000	\$ -	\$ -	\$ 2,350
		Federal	\$ 1,283	\$ 950	\$ -	\$ -	\$ 2,233
		State/Local	\$ 68	\$ 50	\$ -	\$ -	\$ 118
 MARYLAND DEPARTMENT OF TRANSPORTATION							

PHASE DETAIL

Current		FY 2025		FY 2026		FY 2027		FY 2028		TOTAL		
Phase	Funding	Federal	State/Local	Federal	State/Local	Federal	State/Local	Federal	State/Local	Federal	State/Local	Total
PP	State	\$ -	\$ 50	\$ -	\$ 50	\$ -	\$ 50	\$ -	\$ 50	\$ -	\$ 200	\$ 200
	Federal	\$ 950	\$ -	\$ 950	\$ -	\$ 950	\$ -	\$ 950	\$ -	\$ 3,800	\$ -	\$ 3,800
PE	State	\$ -	\$ 150	\$ -	\$ 150	\$ -	\$ 150	\$ -	\$ 150	\$ -	\$ 600	\$ 600
	Federal	\$ 2,850	\$ -	\$ 2,850	\$ -	\$ 2,850	\$ -	\$ 2,850	\$ -	\$ 11,400	\$ -	\$ 11,400
RW	State	\$ -	\$ 4	\$ -	\$ 4	\$ -	\$ 4	\$ -	\$ 4	\$ -	\$ 16	\$ 16
	Federal	\$ 71	\$ -	\$ 71	\$ -	\$ 71	\$ -	\$ 71	\$ -	\$ 284	\$ -	\$ 284
CO	State	\$ -	\$ 15	\$ -	\$ 15	\$ -	\$ 15	\$ -	\$ 15	\$ -	\$ 60	\$ 60
	Federal	\$ 285	\$ -	\$ 285	\$ -	\$ 285	\$ -	\$ 285	\$ -	\$ 1,140	\$ -	\$ 1,140
Other	State	\$ -	\$ 350	\$ -	\$ 350	\$ -	\$ 350	\$ -	\$ 350	\$ -	\$ 1,400	\$ 1,400
	Federal	\$ 6,650	\$ -	\$ 6,650	\$ -	\$ 6,650	\$ -	\$ 6,650	\$ -	\$ 26,600	\$ -	\$ 26,600
Total		\$ 10,806	\$ 569	\$ 10,806	\$ 569	\$ 10,806	\$ 569	\$ 10,806	\$ 569	\$ 43,224	\$ 2,276	\$ 45,500


Proposed		FY 2025		FY 2026		FY 2027		FY 2028		TOTAL		
Phase	Funding	Federal	State/Local	Federal	State/Local	Federal	State/Local	Federal	State/Local	Federal	State/Local	Total
PP	State	\$ -	\$ 50	\$ -	\$ 50	\$ -	\$ 50	\$ -	\$ 50	\$ -	\$ 200	\$ 200
	Federal	\$ 950	\$ -	\$ 950	\$ -	\$ 950	\$ -	\$ 950	\$ -	\$ 3,800	\$ -	\$ 3,800
PE	State	\$ -	\$ 150	\$ -	\$ 150	\$ -	\$ 150	\$ -	\$ 150	\$ -	\$ 600	\$ 600
	Federal	\$ 2,850	\$ -	\$ 2,850	\$ -	\$ 2,850	\$ -	\$ 2,850	\$ -	\$ 11,400	\$ -	\$ 11,400
RW	State	\$ -	\$ 4	\$ -	\$ 4	\$ -	\$ 4	\$ -	\$ 4	\$ -	\$ 16	\$ 16
	Federal	\$ 71	\$ -	\$ 71	\$ -	\$ 71	\$ -	\$ 71	\$ -	\$ 284	\$ -	\$ 284
CO	State	\$ -	\$ 83	\$ -	\$ 15	\$ -	\$ 15	\$ -	\$ 15	\$ -	\$ 128	\$ 128
	Federal	\$ 1,568	\$ -	\$ 285	\$ -	\$ 285	\$ -	\$ 285	\$ -	\$ 2,423	\$ -	\$ 2,423
Other	State	\$ -	\$ 350	\$ -	\$ 400	\$ -	\$ 350	\$ -	\$ 350	\$ -	\$ 1,450	\$ 1,450
	Federal	\$ 6,650	\$ -	\$ 7,600	\$ -	\$ 6,650	\$ -	\$ 6,650	\$ -	\$ 27,550	\$ -	\$ 27,550
Total		\$ 12,089	\$ 637	\$ 11,756	\$ 619	\$ 10,806	\$ 569	\$ 10,806	\$ 569	\$ 45,457	\$ 2,394	\$ 47,850

Change		FY 2025		FY 2026		FY 2027		FY 2028		TOTAL		
Phase	Funding	Federal	State/Local	Federal	State/Local	Federal	State/Local	Federal	State/Local	Federal	State/Local	Total
PP	State	\$ -	\$ -	\$ -	\$ -	\$ -	\$ -	\$ -	\$ -	\$ -	\$ -	\$ -
	Federal	\$ -	\$ -	\$ -	\$ -	\$ -	\$ -	\$ -	\$ -	\$ -	\$ -	\$ -
PE	State	\$ -	\$ -	\$ -	\$ -	\$ -	\$ -	\$ -	\$ -	\$ -	\$ -	\$ -
	Federal	\$ -	\$ -	\$ -	\$ -	\$ -	\$ -	\$ -	\$ -	\$ -	\$ -	\$ -
RW	State	\$ -	\$ -	\$ -	\$ -	\$ -	\$ -	\$ -	\$ -	\$ -	\$ -	\$ -
	Federal	\$ -	\$ -	\$ -	\$ -	\$ -	\$ -	\$ -	\$ -	\$ -	\$ -	\$ -
CO	State	\$ -	\$ 68	\$ -	\$ -	\$ -	\$ -	\$ -	\$ -	\$ -	\$ 68	\$ 68
	Federal	\$ 1,283	\$ -	\$ -	\$ -	\$ -	\$ -	\$ -	\$ -	\$ 1,283	\$ -	\$ 1,283
Other	State	\$ -	\$ -	\$ -	\$ 50	\$ -	\$ -	\$ -	\$ -	\$ -	\$ 50	\$ 50
	Federal	\$ -	\$ -	\$ 950	\$ -	\$ -	\$ -	\$ -	\$ -	\$ 950	\$ -	\$ 950
Total		\$ 1,283	\$ 68	\$ 950	\$ 50	\$ -	\$ -	\$ -	\$ -	\$ 2,233	\$ 118	\$ 2,350


TOTAL PROJECT COST

Prior Cost (≤ FY 2024)		STIP Cost (FY 2025-2028)		Balance to Complete (≥ FY 2029)		Total Project Cost	
Federal	\$ -	Federal	\$ 45,457	Federal	\$ -	Federal	\$ 45,457
State/Local	\$ -	State/Local	\$ 2,394	State/Local	\$ -	State/Local	\$ 2,394
Total	\$ -	Total	\$ 47,850	Total	\$ -	Total	\$ 47,850

MARYLAND STATEWIDE TIP FY 2025-2028

MDOT STIP # RU Resurface												
SUMMARY TABLE												
Project	Amendment Criteria	Conformity Status	Environmental Status	Current Funding Level (000s)								
				Federal	State/Local	Total						
Areawide Resurfacing and Rehabilitation	B	n/a	Various	\$ 313,024	\$ 16,476	\$ 329,500						
	Administration SHA	Area/MPO Rural (Non-MPO)	CTP Page	Net Funding Change (000s)								
				Federal	State/Local	Total						
				\$ 9,500	\$ 500	\$ 10,000						
Description	Program to provide periodic resurfacing and upgrading of SHA highways.											
Justification	System preservation projects serve to keep SHA roadways and facilities in a state of good repair.											
INDIVIDUAL REQUEST FORM												
STIP/TIP Amendment Criteria				Funding	FY 2025	FY 2026	FY 2027	FY 2028	Total			
<input type="checkbox"/> A) Adds new individual projects to the current STIP <input checked="" type="checkbox"/> B) Increase/decrease, scope change, advance, delay, or phase change <input type="checkbox"/> C) Removes or deletes individual listed project from the STIP <input type="checkbox"/> D) Other				Current (000s)	Total	\$ 82,375	\$ 82,375	\$ 82,375	\$ 82,375	\$ 329,500		
				Federal	\$ 78,256	\$ 78,256	\$ 78,256	\$ 78,256	\$ 313,024			
				State/Local	\$ 4,119	\$ 4,119	\$ 4,119	\$ 4,119	\$ 16,476			
				Proposed (000s)	Total	\$ 82,375	\$ 92,375	\$ 82,375	\$ 82,375	\$ 339,500		
				Federal	\$ 78,256	\$ 87,756	\$ 78,256	\$ 78,256	\$ 322,524			
				State/Local	\$ 4,119	\$ 4,619	\$ 4,119	\$ 4,119	\$ 16,976			
 MARYLAND DEPARTMENT OF TRANSPORTATION				Change (000s)	Total	\$ -	\$ 10,000	\$ -	\$ -	\$ 10,000		
				Federal	\$ -	\$ 9,500	\$ -	\$ -	\$ 9,500			
				State/Local	\$ -	\$ 500	\$ -	\$ -	\$ 500			
PHASE DETAIL												
Current		FY 2025		FY 2026		FY 2027		FY 2028		TOTAL		
Phase	Funding	Federal	State/Local	Federal	State/Local	Federal	State/Local	Federal	State/Local	Federal	State/Local	Total
PP	State	\$ -	\$ 125	\$ -	\$ 125	\$ -	\$ 125	\$ -	\$ 125	\$ -	\$ 500	\$ 500
	Federal	\$ 2,375	\$ -	\$ 2,375	\$ -	\$ 2,375	\$ -	\$ 2,375	\$ -	\$ 9,500	\$ -	\$ 9,500
PE	State	\$ -	\$ 240	\$ -	\$ 240	\$ -	\$ 240	\$ -	\$ 240	\$ -	\$ 960	\$ 960
	Federal	\$ 4,560	\$ -	\$ 4,560	\$ -	\$ 4,560	\$ -	\$ 4,560	\$ -	\$ 18,240	\$ -	\$ 18,240
RW	State	\$ -	\$ 4	\$ -	\$ 4	\$ -	\$ 4	\$ -	\$ 4	\$ -	\$ 16	\$ 16
	Federal	\$ 71	\$ -	\$ 71	\$ -	\$ 71	\$ -	\$ 71	\$ -	\$ 284	\$ -	\$ 284
CO	State	\$ -	\$ 3,750	\$ -	\$ 3,750	\$ -	\$ 3,750	\$ -	\$ 3,750	\$ -	\$ 15,000	\$ 15,000
	Federal	\$ 71,250	\$ -	\$ 71,250	\$ -	\$ 71,250	\$ -	\$ 71,250	\$ -	\$ 285,000	\$ -	\$ 285,000
Other	State	\$ -	\$ -	\$ -	\$ -	\$ -	\$ -	\$ -	\$ -	\$ -	\$ -	\$ -
	Federal	\$ -	\$ -	\$ -	\$ -	\$ -	\$ -	\$ -	\$ -	\$ -	\$ -	\$ -
Total		\$ 78,256	\$ 4,119	\$ 78,256	\$ 4,119	\$ 78,256	\$ 4,119	\$ 78,256	\$ 4,119	\$ 313,024	\$ 16,476	\$ 329,500
Proposed		FY 2025		FY 2026		FY 2027		FY 2028		TOTAL		
Phase	Funding	Federal	State/Local	Federal	State/Local	Federal	State/Local	Federal	State/Local	Federal	State/Local	Total
PP	State	\$ -	\$ 125	\$ -	\$ 125	\$ -	\$ 125	\$ -	\$ 125	\$ -	\$ 500	\$ 500
	Federal	\$ 2,375	\$ -	\$ 2,375	\$ -	\$ 2,375	\$ -	\$ 2,375	\$ -	\$ 9,500	\$ -	\$ 9,500
PE	State	\$ -	\$ 240	\$ -	\$ 240	\$ -	\$ 240	\$ -	\$ 240	\$ -	\$ 960	\$ 960
	Federal	\$ 4,560	\$ -	\$ 4,560	\$ -	\$ 4,560	\$ -	\$ 4,560	\$ -	\$ 18,240	\$ -	\$ 18,240
RW	State	\$ -	\$ 4	\$ -	\$ 4	\$ -	\$ 4	\$ -	\$ 4	\$ -	\$ 16	\$ 16
	Federal	\$ 71	\$ -	\$ 71	\$ -	\$ 71	\$ -	\$ 71	\$ -	\$ 284	\$ -	\$ 284
CO	State	\$ -	\$ 3,750	\$ -	\$ 4,250	\$ -	\$ 3,750	\$ -	\$ 3,750	\$ -	\$ 15,500	\$ 15,500
	Federal	\$ 71,250	\$ -	\$ 80,750	\$ -	\$ 71,250	\$ -	\$ 71,250	\$ -	\$ 294,500	\$ -	\$ 294,500
Other	State	\$ -	\$ -	\$ -	\$ -	\$ -	\$ -	\$ -	\$ -	\$ -	\$ -	\$ -
	Federal	\$ -	\$ -	\$ -	\$ -	\$ -	\$ -	\$ -	\$ -	\$ -	\$ -	\$ -
Total		\$ 78,256	\$ 4,119	\$ 87,756	\$ 4,619	\$ 78,256	\$ 4,119	\$ 78,256	\$ 4,119	\$ 322,524	\$ 16,976	\$ 339,500
Change		FY 2025		FY 2026		FY 2027		FY 2028		TOTAL		
Phase	Funding	Federal	State/Local	Federal	State/Local	Federal	State/Local	Federal	State/Local	Federal	State/Local	Total
PP	State	\$ -	\$ -	\$ -	\$ -	\$ -	\$ -	\$ -	\$ -	\$ -	\$ -	\$ -
	Federal	\$ -	\$ -	\$ -	\$ -	\$ -	\$ -	\$ -	\$ -	\$ -	\$ -	\$ -
PE	State	\$ -	\$ -	\$ -	\$ -	\$ -	\$ -	\$ -	\$ -	\$ -	\$ -	\$ -
	Federal	\$ -	\$ -	\$ -	\$ -	\$ -	\$ -	\$ -	\$ -	\$ -	\$ -	\$ -
RW	State	\$ -	\$ -	\$ -	\$ -	\$ -	\$ -	\$ -	\$ -	\$ -	\$ -	\$ -
	Federal	\$ -	\$ -	\$ -	\$ -	\$ -	\$ -	\$ -	\$ -	\$ -	\$ -	\$ -
CO	State	\$ -	\$ -	\$ -	\$ 500	\$ -	\$ -	\$ -	\$ -	\$ -	\$ 500	\$ 500
	Federal	\$ -	\$ -	\$ 9,500	\$ -	\$ -	\$ -	\$ -	\$ -	\$ 9,500	\$ -	\$ 9,500
Other	State	\$ -	\$ -	\$ -	\$ -	\$ -	\$ -	\$ -	\$ -	\$ -	\$ -	\$ -
	Federal	\$ -	\$ -	\$ -	\$ -	\$ -	\$ -	\$ -	\$ -	\$ -	\$ -	\$ -
Total		\$ -	\$ -	\$ 9,500	\$ 500	\$ -	\$ -	\$ -	\$ -	\$ 9,500	\$ 500	\$ 10,000
TOTAL PROJECT COST												
Prior Cost (≤ FY 2024)		STIP Cost (FY 2025-2028)				Balance to Complete (≥ FY 2029)				Total Project Cost		
Federal		\$ -		Federal \$ 322,524		Federal \$ -		Federal \$ -		Federal \$ 322,524		
State/Local		\$ -		State/Local \$ 16,976		State/Local \$ -		State/Local \$ -		State/Local \$ 16,976		
Total		\$ -		Total \$ 339,500		Total \$ -		Total \$ -		Total \$ 339,500		

MARYLAND STATEWIDE TIP FY 2025-2028

MDOT STIP # RU Safety Spot												
SUMMARY TABLE												
Project	Amendment Criteria	Conformity Status	Environmental Status	Current Funding Level (000s)								
				Federal	State/Local	Total						
Areawide Safety and Spot Improvements	B	n/a	Various	\$ 179,740	\$ 9,460	\$ 189,200						
	Administration SHA	Area/MPO Rural (Non-MPO)	CTP Page	Net Funding Change (000s)								
				Federal	State/Local	Total						
				\$ 17,100	\$ 900	\$ 18,000						
Description	Program to provide localized improvements to address safety and/or operational issues on SHA highways.											
Justification	Will improve safety and the flow of traffic, thereby reducing fatalities, injuries, congestion, and queuing.											
INDIVIDUAL REQUEST FORM												
STIP/TIP Amendment Criteria				Funding	FY 2025	FY 2026	FY 2027	FY 2028	Total			
<input type="checkbox"/> A) Adds new individual projects to the current STIP <input checked="" type="checkbox"/> B) Increase/decrease, scope change, advance, delay, or phase change <input type="checkbox"/> C) Removes or deletes individual listed project from the STIP <input type="checkbox"/> D) Other				Current (000s)	Total	\$ 52,300	\$ 52,300	\$ 42,300	\$ 42,300	\$ 189,200		
				Federal	\$ 49,685	\$ 49,685	\$ 40,185	\$ 40,185	\$ 179,740			
				State/Local	\$ 2,615	\$ 2,615	\$ 2,115	\$ 2,115	\$ 9,460			
				Proposed (000s)	Total	\$ 52,300	\$ 64,300	\$ 48,300	\$ 42,300	\$ 207,200		
				Federal	\$ 49,685	\$ 61,085	\$ 45,885	\$ 40,185	\$ 196,840			
				State/Local	\$ 2,615	\$ 3,215	\$ 2,415	\$ 2,115	\$ 10,360			
 MARYLAND DEPARTMENT OF TRANSPORTATION				Change (000s)	Total	\$ -	\$ 12,000	\$ 6,000	\$ -	\$ 18,000		
				Federal	\$ -	\$ 11,400	\$ 5,700	\$ -	\$ 17,100			
State/Local	\$ -	\$ 600	\$ 300	\$ -	\$ 900							
PHASE DETAIL												
Current		FY 2025		FY 2026		FY 2027		FY 2028		TOTAL		
Phase	Funding	Federal	State/Local	Federal	State/Local	Federal	State/Local	Federal	State/Local	Federal	State/Local	Total
PP	State	\$ -	\$ 125	\$ -	\$ 125	\$ -	\$ 125	\$ -	\$ 125	\$ -	\$ 500	\$ 500
	Federal	\$ 2,375	\$ -	\$ 2,375	\$ -	\$ 2,375	\$ -	\$ 2,375	\$ -	\$ 9,500	\$ -	\$ 9,500
PE	State	\$ -	\$ 450	\$ -	\$ 450	\$ -	\$ 450	\$ -	\$ 450	\$ -	\$ 1,800	\$ 1,800
	Federal	\$ 8,550	\$ -	\$ 8,550	\$ -	\$ 8,550	\$ -	\$ 8,550	\$ -	\$ 34,200	\$ -	\$ 34,200
RW	State	\$ -	\$ 40	\$ -	\$ 40	\$ -	\$ 40	\$ -	\$ 40	\$ -	\$ 160	\$ 160
	Federal	\$ 760	\$ -	\$ 760	\$ -	\$ 760	\$ -	\$ 760	\$ -	\$ 3,040	\$ -	\$ 3,040
CO	State	\$ -	\$ 2,000	\$ -	\$ 2,000	\$ -	\$ 1,500	\$ -	\$ 1,500	\$ -	\$ 7,000	\$ 7,000
	Federal	\$ 38,000	\$ -	\$ 38,000	\$ -	\$ 28,500	\$ -	\$ 28,500	\$ -	\$ 133,000	\$ -	\$ 133,000
Other	State	\$ -	\$ -	\$ -	\$ -	\$ -	\$ -	\$ -	\$ -	\$ -	\$ -	\$ -
	Federal	\$ -	\$ -	\$ -	\$ -	\$ -	\$ -	\$ -	\$ -	\$ -	\$ -	\$ -
Total		\$ 49,685	\$ 2,615	\$ 49,685	\$ 2,615	\$ 40,185	\$ 2,115	\$ 40,185	\$ 2,115	\$ 179,740	\$ 9,460	\$ 189,200
Proposed		FY 2025		FY 2026		FY 2027		FY 2028		TOTAL		
Phase	Funding	Federal	State/Local	Federal	State/Local	Federal	State/Local	Federal	State/Local	Federal	State/Local	Total
PP	State	\$ -	\$ 125	\$ -	\$ 125	\$ -	\$ 125	\$ -	\$ 125	\$ -	\$ 500	\$ 500
	Federal	\$ 2,375	\$ -	\$ 2,375	\$ -	\$ 2,375	\$ -	\$ 2,375	\$ -	\$ 9,500	\$ -	\$ 9,500
PE	State	\$ -	\$ 450	\$ -	\$ 550	\$ -	\$ 500	\$ -	\$ 450	\$ -	\$ 1,950	\$ 1,950
	Federal	\$ 8,550	\$ -	\$ 10,450	\$ -	\$ 9,500	\$ -	\$ 8,550	\$ -	\$ 37,050	\$ -	\$ 37,050
RW	State	\$ -	\$ 40	\$ -	\$ 40	\$ -	\$ 40	\$ -	\$ 40	\$ -	\$ 160	\$ 160
	Federal	\$ 760	\$ -	\$ 760	\$ -	\$ 760	\$ -	\$ 760	\$ -	\$ 3,040	\$ -	\$ 3,040
CO	State	\$ -	\$ 2,000	\$ -	\$ 2,500	\$ -	\$ 1,750	\$ -	\$ 1,500	\$ -	\$ 7,750	\$ 7,750
	Federal	\$ 38,000	\$ -	\$ 47,500	\$ -	\$ 33,250	\$ -	\$ 28,500	\$ -	\$ 147,250	\$ -	\$ 147,250
Other	State	\$ -	\$ -	\$ -	\$ -	\$ -	\$ -	\$ -	\$ -	\$ -	\$ -	\$ -
	Federal	\$ -	\$ -	\$ -	\$ -	\$ -	\$ -	\$ -	\$ -	\$ -	\$ -	\$ -
Total		\$ 49,685	\$ 2,615	\$ 61,085	\$ 3,215	\$ 45,885	\$ 2,415	\$ 40,185	\$ 2,115	\$ 196,840	\$ 10,360	\$ 207,200
Change		FY 2025		FY 2026		FY 2027		FY 2028		TOTAL		
Phase	Funding	Federal	State/Local	Federal	State/Local	Federal	State/Local	Federal	State/Local	Federal	State/Local	Total
PP	State	\$ -	\$ -	\$ -	\$ -	\$ -	\$ -	\$ -	\$ -	\$ -	\$ -	\$ -
	Federal	\$ -	\$ -	\$ -	\$ -	\$ -	\$ -	\$ -	\$ -	\$ -	\$ -	\$ -
PE	State	\$ -	\$ -	\$ -	\$ 100	\$ -	\$ 50	\$ -	\$ -	\$ -	\$ 150	\$ 150
	Federal	\$ -	\$ -	\$ 1,900	\$ -	\$ 950	\$ -	\$ -	\$ -	\$ 2,850	\$ -	\$ 2,850
RW	State	\$ -	\$ -	\$ -	\$ -	\$ -	\$ -	\$ -	\$ -	\$ -	\$ -	\$ -
	Federal	\$ -	\$ -	\$ -	\$ -	\$ -	\$ -	\$ -	\$ -	\$ -	\$ -	\$ -
CO	State	\$ -	\$ -	\$ -	\$ 500	\$ -	\$ 250	\$ -	\$ -	\$ -	\$ 750	\$ 750
	Federal	\$ -	\$ -	\$ 9,500	\$ -	\$ 4,750	\$ -	\$ -	\$ -	\$ 14,250	\$ -	\$ 14,250
Other	State	\$ -	\$ -	\$ -	\$ -	\$ -	\$ -	\$ -	\$ -	\$ -	\$ -	\$ -
	Federal	\$ -	\$ -	\$ -	\$ -	\$ -	\$ -	\$ -	\$ -	\$ -	\$ -	\$ -
Total		\$ -	\$ -	\$ 11,400	\$ 600	\$ 5,700	\$ 300	\$ -	\$ -	\$ 17,100	\$ 900	\$ 18,000
TOTAL PROJECT COST												
Prior Cost (≤ FY 2024)		STIP Cost (FY 2025-2028)				Balance to Complete (≥ FY 2029)				Total Project Cost		
Federal	\$ -	Federal	\$ 196,840	Federal	\$ -	Federal	\$ 196,840					
State/Local	\$ -	State/Local	\$ 10,360	State/Local	\$ -	State/Local	\$ 10,360					
Total	\$ -	Total	\$ 207,200	Total	\$ -	Total	\$ 207,200					

MEMORANDUM

TO: MARYLAND DEPARTMENT OF TRANSPORTATION (MDOT)
OFFICE OF PLANNING, PROGRAMMING AND PROJECT DELIVERY
(OPPPD) DIRECTOR MICHELLE MARTIN

ATTN: OPPPD REGIONAL PLANNING MANAGER SHAWN KEIRNAN
OPPPD REGIONAL PLANNER DAN JANOUSEK
OPPPD REGIONAL PLANNER KARI SNYDER

FROM: REGIONAL AND INTERMODAL PLANNING DIVISION (RIPD)
CHIEF TARA PENDERS

SUBJECT: REQUEST TO AMEND THE FISCAL YEAR (FY) 2025-2028 MARYLAND
STATEWIDE TRANSPORTATION IMPROVEMENT PROGRAM (STIP)

DATE: REVISED JUNE 12, 2025

RESPONSE

REQUESTED BY: N/A

TJP 6/12/2025

PURPOSE OF MEMORANDUM

To request the MDOT OPPPD, approve and forward the Federal Highway Administration - Maryland Division of this amendment.

SUMMARY

STIP	PROJECT	PHASE	NEW FUNDING
State 1	Coordinated Highway Action Response Team	CO	\$ 17,667,000

ANALYSIS

Coordinated Highway Action Response Team – This requested amendment reflects the addition of \$17,666,800 to FY 26 construction for Coordinated Highway Action Response Team project. This amendment increases total project cost to \$59,157,000.

In addition, the Maryland Transportation Trust Fund (TTF) remains fiscally constrained. The TTF supports State transportation system operation and maintenance, MDOT administration, debt service, and capital projects. Semiannually, MDOT updates revenues and expenditures using two national forecasting companies' latest economic estimates. The MDOT published funding details in the FY 2025-2030 Consolidated Transportation Program and FY 2025-2028 Maryland STIP.

Ms. Michelle Martin
Page Two

Please amend the FY 2025-2028 Maryland STIP to reflect the funding information provided in the attachment. If you have any questions, please contact the Maryland State Highway Administration (SHA) RIPD Regional Planners, Mr. Benjamin Allen, at 410-545-5649 or ballen3@mdot.maryland.gov; and Mr. David Schlie, at 410-545-5674 or dschlie@mdot.maryland.gov

ATTACHMENTS

- FY 2025-2028 Coordinated Highway Action Response Team Maryland STIP report

cc: Mr. Ben Allen, Regional Planner, RIPD, SHA
Mr. Nate Evans, Assistant Chief, RIPD, SHA
Emad Gheibi, Ph.D., P.E., Assistant Chief, RIPD, SHA
Mr. David Schlie, Regional Planner, RIPD, SHA

MARYLAND STATEWIDE TIP FY 2025-2028

MDOT STIP #											
SUMMARY TABLE											
Project		Amendment Criteria		Conformity Status		Environmental Status		Current Funding Level (000s)			
Coordinated Highway Action Response Team		B		n/a		n/a		Federal	State/Local		
								\$ 23,611	\$ 1,244		
								Total	\$ 24,855		
		Administration		Area/MPO		CTP Page		Net Funding Change (000s)			
		SHA		Rural (Non-MPO)		n/a		Federal	State/Local		
								\$ 16,784	\$ 883		
								Total	\$ 17,667		
Description		CHART is SHA's Traffic Incident Management (TIM) Emergency Response program designed to respond to lane-blocking roadway incidents and disabled motorists. It also includes installation of intelligent Transportation System (ITS) along Interstates, US, and major MD routes. ITS includes cameras, traffic detectors, weather sensors, dynamic message signs, web sites, and telecommunication networks.									
Justification											
INDIVIDUAL REQUEST FORM											
STIP/TIP Amendment Criteria											
<input type="checkbox"/> A) Adds new individual projects to the current STIP <input checked="" type="checkbox"/> B) Increase/decrease, scope change, advance, delay, or phase change <input type="checkbox"/> C) Removes or deletes individual listed project from the STIP <input type="checkbox"/> D) Other											
MARYLAND DEPARTMENT OF TRANSPORTATION				Funding		FY 2025	FY 2026	FY 2027	FY 2028	Total	
				Current (000s)		\$ 8,888	\$ 6,017	\$ 1,203	\$ 8,747	\$ 24,855	
				Federal		\$ 8,443	\$ 5,716	\$ 1,143	\$ 8,309	\$ 23,611	
				State/Local		\$ 445	\$ 301	\$ 60	\$ 438	\$ 1,244	
				Proposed (000s)		\$ 8,888	\$ 23,684	\$ 1,203	\$ 8,747	\$ 42,522	
				Federal		\$ 8,443	\$ 22,500	\$ 1,143	\$ 8,309	\$ 40,395	
State/Local		\$ 445	\$ 1,184	\$ 60	\$ 438	\$ 2,127					
Change (000s)		\$ -	\$ 17,667	\$ -	\$ -	\$ 17,667					
Federal		\$ -	\$ 16,784	\$ -	\$ -	\$ 16,784					
State/Local		\$ -	\$ 883	\$ -	\$ -	\$ 883					
PHASE DETAIL											
Current											
Phase	Funding	FY 2025		FY 2026		FY 2027		FY 2028		TOTAL	
		Federal	State/Local	Federal	State/Local	Federal	State/Local	Federal	State/Local	Federal	State/Local
PP	State	\$ -	\$ 169	\$ -	\$ 56	\$ -	\$ 46	\$ -	\$ 56	\$ -	\$ 327
	STBG	\$ 3,205	\$ -	\$ 1,060	\$ -	\$ 870	\$ -	\$ 1,060	\$ -	\$ 6,195	\$ -
PE/FD	State	\$ -	\$ 125	\$ -	\$ 149	\$ -	\$ -	\$ -	\$ 176	\$ -	\$ 450
	STBG	\$ 2,375	\$ -	\$ 2,836	\$ -	\$ -	\$ -	\$ 3,344	\$ -	\$ 8,555	\$ -
RW	State	\$ -	\$ -	\$ -	\$ -	\$ -	\$ -	\$ -	\$ -	\$ -	\$ -
	STBG	\$ -	\$ -	\$ -	\$ -	\$ -	\$ -	\$ -	\$ -	\$ -	\$ -
CO	State	\$ -	\$ 151	\$ -	\$ 96	\$ -	\$ 14	\$ -	\$ 206	\$ -	\$ 467
	STBG	\$ 2,863	\$ -	\$ 1,820	\$ -	\$ 273	\$ -	\$ 3,905	\$ -	\$ 8,861	\$ -
Other	State	\$ -	\$ -	\$ -	\$ -	\$ -	\$ -	\$ -	\$ -	\$ -	\$ -
	STBG	\$ -	\$ -	\$ -	\$ -	\$ -	\$ -	\$ -	\$ -	\$ -	\$ -
Total		\$ 8,443	\$ 445	\$ 5,716	\$ 301	\$ 1,143	\$ 60	\$ 8,309	\$ 438	\$ 23,611	\$ 1,244
Proposed											
Phase	Funding	FY 2025		FY 2026		FY 2027		FY 2028		TOTAL	
		Federal	State/Local	Federal	State/Local	Federal	State/Local	Federal	State/Local	Federal	State/Local
PP	State	\$ -	\$ 169	\$ -	\$ 56	\$ -	\$ 46	\$ -	\$ 56	\$ -	\$ 327
	STBG	\$ 3,205	\$ -	\$ 1,060	\$ -	\$ 870	\$ -	\$ 1,060	\$ -	\$ 6,195	\$ -
PE/FD	State	\$ -	\$ 125	\$ -	\$ 149	\$ -	\$ -	\$ -	\$ 176	\$ -	\$ 450
	STBG	\$ 2,375	\$ -	\$ 2,836	\$ -	\$ -	\$ -	\$ 3,344	\$ -	\$ 8,555	\$ -
RW	State	\$ -	\$ -	\$ -	\$ -	\$ -	\$ -	\$ -	\$ -	\$ -	\$ -
	STBG	\$ -	\$ -	\$ -	\$ -	\$ -	\$ -	\$ -	\$ -	\$ -	\$ -
CO	State	\$ -	\$ 151	\$ -	\$ 979	\$ -	\$ 14	\$ -	\$ 206	\$ -	\$ 1,350
	STBG	\$ 2,863	\$ -	\$ 18,604	\$ -	\$ 273	\$ -	\$ 3,905	\$ -	\$ 25,645	\$ -
Other	State	\$ -	\$ -	\$ -	\$ -	\$ -	\$ -	\$ -	\$ -	\$ -	\$ -
	STBG	\$ -	\$ -	\$ -	\$ -	\$ -	\$ -	\$ -	\$ -	\$ -	\$ -
Total		\$ 8,443	\$ 445	\$ 22,500	\$ 1,184	\$ 1,143	\$ 60	\$ 8,309	\$ 438	\$ 40,395	\$ 2,127
Change											
Phase	Funding	FY 2025		FY 2026		FY 2027		FY 2028		TOTAL	
		Federal	State/Local	Federal	State/Local	Federal	State/Local	Federal	State/Local	Federal	State/Local
PP	State	\$ -	\$ -	\$ -	\$ -	\$ -	\$ -	\$ -	\$ -	\$ -	\$ -
	STBG	\$ -	\$ -	\$ -	\$ -	\$ -	\$ -	\$ -	\$ -	\$ -	\$ -
PE/FD	State	\$ -	\$ -	\$ -	\$ -	\$ -	\$ -	\$ -	\$ -	\$ -	\$ -
	STBG	\$ -	\$ -	\$ -	\$ -	\$ -	\$ -	\$ -	\$ -	\$ -	\$ -
RW	State	\$ -	\$ -	\$ -	\$ -	\$ -	\$ -	\$ -	\$ -	\$ -	\$ -
	STBG	\$ -	\$ -	\$ -	\$ -	\$ -	\$ -	\$ -	\$ -	\$ -	\$ -
CO	State	\$ -	\$ -	\$ -	\$ 883	\$ -	\$ -	\$ -	\$ -	\$ -	\$ 883
	STBG	\$ -	\$ -	\$ 16,784	\$ -	\$ -	\$ -	\$ -	\$ -	\$ 16,784	\$ -
Other	State	\$ -	\$ -	\$ -	\$ -	\$ -	\$ -	\$ -	\$ -	\$ -	\$ -
	STBG	\$ -	\$ -	\$ -	\$ -	\$ -	\$ -	\$ -	\$ -	\$ -	\$ -
Total		\$ -	\$ -	\$ 16,784	\$ 883	\$ -	\$ -	\$ -	\$ -	\$ 16,784	\$ 883
TOTAL PROJECT COST											
Prior Cost (≤ FY 2024)				STIP Cost (FY 2025-2028)				Balance to Complete (≥ FY 2029)		Total Project Cost	
Federal		\$ -		Federal		\$ 40,395		Federal		\$ 56,197	
State/Local		\$ -		State/Local		\$ 2,127		State/Local		\$ 2,960	
Total		\$ -		Total		\$ 42,522		Total		\$ 59,157	