

July 18, 2025

Ms. Valeriya Remezova
Division Administrator
Attn: Ms. Jasmine Champion
Federal Highway Administration
Maryland Division
George H. Fallon Federal Building
31 Hopkins Plaza, Suite 1520
Baltimore MD 21201

Ms. Terry Garcia Crews
Regional Administrator
Attn: Mr. Daniel Koenig
Federal Transit Administration, Region III
1835 Market Street, Suite 1910
Philadelphia PA 19103-2968

Dear Ms. Remezova and Ms. Crews:

The Maryland Department of Transportation (MDOT) hereby amends the Fiscal Year (FY) 2025-2028 Maryland Statewide Transportation Improvement Program (STIP) for projects contained in the Salisbury/Wicomico Metropolitan Planning Organization's (SWMPO) FY 2025-2028 Transportation Improvement Program (TIP) which was approved by the SWMPO Council on June 25, 2025 (pre-signed resolution June 24, 2025, attached).

Project Name	STIP #	Funding Source	FY25-FY28 Net Federal Change (in 000's)
Areawide Environmental Projects	S/WMPO 1	Various	\$3,200
Areawide Bridge Replacement And Rehabilitation	S/WMPO 4	Various	\$5,680
U.S. 13 Business Wicomico River East Branch Bridge Replacement	SW-20-001	NHPP	\$5,383
Areawide Carbon Reduction Program ("CRP")	SW-25-001	Various	\$2,291

Ms. Valeriya Remezova
Ms. Terry Garcia Crews
Page Two

The MDOT has assigned Control #25-9 for this amendment, and the Maryland Statewide Transportation Improvement Program continues to be fiscally constrained.

Should you have additional questions or concerns, please contact Mr. Dan Janousek at 410-865-1098, toll free 888-713-1414 or via e-mail at djanousek@mdot.state.md.us, of course, feel free to contact me directly.

Sincerely,



Dan Janousek
Regional Planner
Office of Planning Programming Project Delivery (OPPPD)

Attachments

cc: Mr. Ben Allen, Regional Planner, SHA
Mr. Emad Gheibi, Ph.D., P.E., Assistant Chief, RIPD, SHA
Mr. Keith Hall, Director, SWMPO
Mr. Shawn Keirnan, OPPPD, MDOT
Mr. Joe Lombardo, Ph.D., Transportation Planner, RIPD, SHA
Ms. Kari Snyder, Regional Planner, OPPD, MDOT
Ms. Hunter Whithers, Assistant Planner, RIPD, SHA

**RESOLUTION BY THE
SALISBURY/WICOMICO METROPOLITAN PLANNING ORGANIZATION COUNCIL
AMENDING THE FY 2025 – FY 2028 TRANSPORTATION IMPROVEMENT PROGRAM
RESOLUTION 05-2025**

WHEREAS, the Salisbury/Wicomico Metropolitan Planning Organization ("S/WMPO") was established to conduct regional transportation planning for the S/WMPO area in accordance with applicable federal requirements;

WHEREAS, the S/WMPO Council is the governing body for the S/WMPO;

WHEREAS, the Maryland Department of Transportation ("MDOT"), Delaware Department of Transportation ("DelDOT"), and the S/WMPO prepared the FY 2025 – FY 2028 Transportation Improvement Program ("TIP") for the S/WMPO Urban Area in compliance with applicable Federal programs and regulations;

WHEREAS, on April 23, 2025, the S/WMPO Council adopted the FY 2025 – FY 2028 TIP, via Resolution 02-2025;

WHEREAS, On June 10, 2025, the proposed amendments to the FY 2025 – FY 2028 TIP were reviewed by the S/WMPO Technical Advisory Committee ("TAC"). At which time, the TAC made a favorable recommendation to forward the proposed amendments to the S/WMPO Council for review and action (see Exhibit A);

WHEREAS, the proposed amendments to the FY 2025 – FY 2028 TIP were available for public review and comment for a period of no less than 15-days prior to an action of the S/WMPO Council at an advertised Public Hearing on June 25, 2025, which no public comments were received; and

NOW, THEREFORE, BE IT RESOLVED the S/WMPO Council does approve the proposed amendments as listed in Exhibit A to the FY 2025 – FY 2028 TIP for the S/WMPO Urban Area, which supersede all previous versions of the S/WMPO's FY 2025 – FY 2028 TIP concerning regional transportation planning.

6/24/25
Date

Matthew E. Creamer
Matthew E. Creamer, Chairman, S/WMPO Council

Exhibit A

1. PP. 6, Project Code 1, Areawide Environmental Projects

- a. FY 2025
 - i. PP increased from \$50,000.00 to \$450,000.00;
 - ii. PE increased from \$300,000.00 to \$1,500,000.00;
 - iii. TOTAL increased from \$2,380,000.00 to \$3,980,000.00;
- b. FY 2026
 - i. PP increased from \$40,000.00 to \$740,000.00;
 - ii. PE increased from \$300,000.00 to \$2,000,000.00;
 - iii. TOTAL increased from \$1,370,000.00 to \$3,770,000.00;
- c. FY 2025 – FY 2028 TOTAL
 - i. PP increased from \$170,000.00 to \$1,270,000.00;
 - ii. PE increased from \$1,000,000.00 to \$3,900,000.00;
 - iii. TOTAL increased from \$6,290,000.00 to \$10,290,000.00;

2. PP. 9, Project Code 4, Areawide Bridge Replacement to Rehabilitation

- a. FY 2026
 - i. PE increased from \$800,000.00 to \$1,600,000.00;
 - ii. TOTAL increased from \$6,100,000.00 to \$6,900,000.00;
- b. FY 2027
 - i. PE increased from \$800,000.00 to \$1,600,000.00;
 - ii. CONSTR increased from \$2,000,000.00 to \$5,000,000.00;
 - iii. TOTAL increased from \$3,100,000.00 to \$6,900,000.00;
- c. FY 2025 – FY 2028 TOTAL
 - i. PE increased from \$4,000,000.00 to \$5,600,000.00;
 - ii. CONSTR increased from \$11,000,000.00 to \$14,000,000.00;
 - iii. TOTAL increased from \$16,000,000.00 to \$20,600,000.00;

3. PP. 12, Project Code 7, U.S. 13 Business Wicomico River East Branch Bridge Replacement

- a. FY 2025
 - i. PE increased from \$0.00 to \$3,000.00;
 - ii. CONSTR increased from \$3,786,000.00 to \$5,203,000.00;
 - iii. TOTAL increased from \$3,786,000.00 to \$5,206,000.00;
- b. FY 2026
 - i. CONSTR increased from \$3,786,000.00 to \$4,765,000.00;
 - ii. TOTAL increased from \$3,786,000.00 to \$4,765,000.00;
- c. FY 2027
 - i. CONSTR increased from \$0.00 to \$1,733,000.00;
 - ii. TOTAL increased from \$0.00 to \$1,733,000.00;
- d. FY 2025 – FY 2028 TOTAL
 - i. PE increased from \$0.00 to \$3,000.00;
 - ii. CONSTR increased from \$7,572,000.00 to \$11,701,000.00;
 - iii. TOTAL increased from \$7,572,000.00 to \$11,704,000.00;

4. PP. 18, Project Code 13, Areawide Carbon Reduction Program ("CRP")

a. FY 2025

- i. PP increased from \$0.00 to \$10,000.00;
- ii. ROW increased from \$7,600.00 to \$20,000.00;
- iii. CONSTR increased from \$113,200.00 to \$300,000.00;
- iv. TOTAL increased from \$1,508,000.00 to \$1,717,200.00;

b. FY 2026

- i. PP increased from \$0.00 to \$10,000.00;
- ii. PE increased from \$360,400.00 to \$1,200,000.00;
- iii. ROW increased from \$15,100.00 to \$20,000.00;
- iv. CONSTR increased from \$226,500.00 to \$300,000.00;
- v. TOTAL increased from \$603,000.00 to \$1,530,000.00;

c. FY 2027

- i. PP increased from \$2,000.00 to \$10,000.00;
- ii. PE increased from \$60,400.00 to \$1,200,000.00;
- iii. ROW increased from \$15,100.00 to \$20,000.00;
- iv. TOTAL increased from \$2,304,000.00 to \$3,456,500.00;

d. FY 2028

- i. PP increased from \$3,000.00 to \$10,000.00;
- ii. PE increased from \$75,500.00 to \$300,000.00;
- iii. ROW increased from \$18,900.00 to \$20,000.00;
- iv. CONSTR increased from \$2,783,100.00 to \$3,000,000.00;
- v. TOTAL increased from \$2,880,500.00 to \$3,330,000.00;

e. FY 2025 – FY 2028 TOTAL

- i. PP increased from \$6,000.00 to \$40,000.00;
- ii. PE increased from \$1,883,500.00 to \$4,087,200.00;
- iii. ROW increased from \$56,700.00 to \$80,000.00;
- iv. CONSTR increased from \$5,349,300.00 to \$5,826,500.00; and
- v. TOTAL increased from \$7,295,500.00 to \$10,033,700.00.

June 2, 2025

Mr. Keith D. Hall
Executive Director
Salisbury-Wicomico Metropolitan Planning Organization
125 N. Division Street
Room 203
Salisbury, MD 21804

Dear Mr. Hall:

The Maryland Department of Transportation (MDOT) requests administrative modifications and amendments to the Salisbury-Wicomico Metropolitan Planning Organization's (S-WMPO) FY 2025-2028 Transportation Improvement Program (TIP) for seven projects on behalf of the Maryland State Highway Administration (SHA).

Administrative Modifications

Projects requested to be considered for administrative modifications include S/WMPO 2, S/WMPO 3, S/WMPO 4 (for planning in FY 2026 and 2027), and S/WMPO 6.

Amendments

Projects requested to be considered for amendments include S/WMPO 1, S/WMPO 4, SW-20-001 and SW-25-001.

Details of the proposed changes to the TIP are provided in the attached memorandum. Please contact me if you have questions or need additional information at 410-865-1098 or my cell, or via email at djanousek@mdot.maryland.gov.

Sincerely,



Dan Janousek
Regional Planner
Office of Planning, Programming & Project Delivery

Attachment

cc: Mr. Ben Allen, Regional Planner, SHA
Mr. Emad Gheibi, Ph.D., P.E., Assistant Chief, RIPD, SHA
Ms. Hunter Whithers, Assistant Planner, RIPD, SHA
Mr. Shawn Keirnan, Regional Planner, OPPD, MDOT
Joe Lombardo, Ph.D., Transportation Planner, RIPD, SHA
Ms. Kari Snyder, Regional Planner, OPPD, MDOT

MEMORANDUM

TO: MARYLAND DEPARTMENT OF TRANSPORTATION (MDOT)
OFFICE OF PLANNING, PROGRAMMING AND PROJECT DELIVERY
(OPPPD) DIRECTOR MICHELLE MARTIN

ATTN: OPPPD REGIONAL PLANNING MANAGER SHAWN KIERNAN
OPPPD REGIONAL PLANNER DAN JANOUSEK *TJP* 5/29/2025
OPPPD REGIONAL PLANNER KARI SNYDER

FROM: REGIONAL AND INTERMODAL PLANNING DIVISION (RIPD)
CHIEF TARA PENDERS

SUBJECT: REQUEST TO AMEND THE FISCAL YEAR (FY) 2025-2028
SALISBURY/WICOMICO METROPOLITAN PLANNING ORGANIZATION
(S/WMPO) TRANSPORTATION IMPROVEMENT PROGRAM (TIP)

DATE: MAY 27, 2025

RESPONSE

REQUESTED BY: N/A

PURPOSE OF MEMORANDUM

To request the MDOT OPPPD request S/WMPO to approve the following TIP amendment, upon S/WMPO approval, notify the Federal Highway Administration - Maryland Division of the amendment to the S/WMPO FY 2025 - FY 2028 TIP.

SUMMARY

The Maryland State Highway Administration (SHA) hereby requests S/WMPO to amend the FY 2025-2028 S/WMPO TIP to reflect the following actions.

TIP	PROJECT	PHASE	NEW FUNDING
S/WMPO 1	Areawide Environmental Projects	PP	\$1,100,000
		PE	\$2,900,000
S/WMPO 2	Areawide Safety and Spot Improvements	PP	\$70,000
		CO	\$4,980,000
S/WMPO 3	Areawide Resurfacing and Rehabilitation	CO	\$3,000,000
S/WMPO 4	Areawide Bridge Replacement and Rehabilitation	PP	\$400,000
		PE	\$1,600,000
		CO	\$5,100,000
S/WMPO 6	Areawide Congestion Management	CO	\$500,000
SW-20-001	U.S. 13 Business Wicomico River East Branch Bridge Replacement	PE	\$3,000
		CO	\$4,129,000

TIP	PROJECT	PHASE	NEW FUNDING
SW-25-001	Areawide Carbon Reduction Program ("CRP")	PP	\$34,000
		PE	\$2,203,700
		ROW	\$23,300
		CO	\$477,200

ANALYSIS

Areawide Environmental Projects (S/WMPO 1) — This requested amendment will add \$1,100,000 to planning funding, and \$2,900,000 to design funding for this areawide project currently funded for \$6,290,000. Add \$400,000 to the planning phase of FY 2025. Add \$700,000 to the planning phase of FY 2026. Add \$1,200,000 to design phase of FY 2025. Add \$1,700,000 to the design phase of FY 2026. This amendment will increase the total areawide cost to \$10,290,000. This funding increase is necessary to accommodate Environmental projects committed in the FY 2025 - FY 2028 TIP.

Areawide Safety and Spot Improvements (S/WMPO 2) — This requested amendment will add \$70,000 to planning funding, and \$4,980,000 to construction funding for this areawide project currently funded for \$30,300,000. Add \$70,000 to the planning phase of FY 2025. Add \$4,980,000 to the construction phase of FY 2026. This amendment will increase the total areawide cost to \$35,350,000. This funding increase is necessary to accommodate safety and spot improvement projects committed in the FY 2025 - FY 2028 TIP.

Areawide Resurfacing and Rehabilitation (S/WMPO 3) — This requested amendment will add \$3,000,000 to construction funding for this areawide project currently funded for \$24,560,000. Add \$3,000,000 to the construction phase of FY 2026. This amendment will increase the total areawide cost to \$27,560,000. This funding increase is necessary to accommodate resurfacing and rehabilitation projects committed in the FY 2025 - FY 2028 TIP.

Areawide Bridge Replacement and Rehabilitation (S/WMPO 4) — This requested amendment will add \$400,000 to planning funding, \$1,600,000 to design funding, and \$5,100,000 to construction funding for this areawide project currently funded for \$13,500,000. Add \$200,000 to the planning phase of FY 2026. Add \$200,000 to the planning phase of FY 2027. Add \$800,000 to the design phase of FY 2026. Add \$800,000 to the design phase of FY 2027. Add \$2,100,000 to the construction phase of FY 2026. Add \$3,000,000 to the construction phase of FY 2027. This amendment will increase the total areawide cost to \$20,600,000. This funding increase is necessary to accommodate bridge replacement and rehabilitation projects committed in the FY 2025 - FY 2028 TIP.

Areawide Congestion Management (S/WMPO 6) — This requested amendment will add \$500,000 to construction funding for this areawide project currently funded for \$5,340,000. Add \$250,000 to the construction phase of FY 2026. Add \$250,000 to the construction phase of FY 2027. This amendment will increase the total areawide cost to \$5,840,000. This funding increase is necessary to accommodate congestion managements projects committed in the FY 2025 - FY 2028 TIP.

U.S. 13 Business Wicomico River East Branch Bridge Replacement (SW-20-001) — This requested amendment will add \$3,000 to design funding, and \$4,129,000 to construction funding for this project currently funded for \$12,612,000. Add \$3,000 to the design phase of FY 2025. Add \$1,417,000 to the construction phase of FY 2025. Add \$979,000 to the construction phase of FY 2026. Add \$1,733,000 to the construction phase of FY 2027. This amendment will increase the total project cost to \$16,744,000. The total cost, cash flows, and state and federal breakdowns included in the proposed TIP and STIP forms

match the latest FY 2025-2030 CTP. Construction of the bridge replacement is ongoing and anticipated to be completed in Summer 2026.

Areawide Carbon Reduction Program ("CRP") (SW-25-001) — This requested amendment will add \$34,000 to planning funding, \$2,203,700 to design funding, \$23,300 to right-of-way (ROW) funding, and \$477,200 to construction funding for this project currently funded for \$7,295,500.

- Add \$10,000 to the planning phase of FY 2025. Add \$9,000 to the planning phase of FY 2026. Add \$8,000 to the planning phase of FY 2027. Add \$7,000 to the planning phase of FY 2028.
- Add \$839,600 in design funding in FY 2026. Add \$1,139,600 in design funding in FY 2027. Add \$224,500 in design funding in FY 2028.
- Add \$12,400 in ROW funding in FY 2025. Add \$4,900 in ROW funding in FY 2026. Add \$4,900 in ROW funding in FY 2027. Add \$1,100 in ROW funding in FY 2028.
- Add \$186,800 in construction funding in FY 2025. Add \$73,500 in construction funding in FY 2026. Add \$216,900 in construction funding in FY 2028.

This amendment will increase the total project cost to \$10,033,700. This funding increase is necessary to accommodate carbon reduction program projects committed in the FY 2025 - FY 2028 TIP.

The attached Statewide TIP (STIP) report documents MDOT's requested amendment with respect to funding for the above projects. This requested action will not impact scheduling or funding availability for other projects in the current STIP, which remains fiscally constrained. The modified funding does not affect the portion of federal funding programmed for transit or allocations of state aid to local jurisdictions in lieu of federal aid. In addition, the Maryland Transportation Trust Fund (TTF) remains fiscally constrained.

In addition, the Maryland Transportation Trust Fund (TTF) remains fiscally constrained. The TTF supports State transportation system operation and maintenance, MDOT administration, debt service, and capital projects. Semiannually, MDOT updates revenues and expenditures using two national forecasting companies' latest economic estimates. The MDOT published funding details in the FY 2025-2030 Consolidated Transportation Program (CTP) and FY 2025-2028 Maryland STIP.

Please modify the FY 2025-2028 S/WMPO TIP and FY 2025-2028 Maryland STIP to reflect the funding information provided in the attachments. If you have any questions, please contact SHA RIPD Regional Planner, Mr. Benjamin Allen, at 410-545-5649 or ballen3@mdot.maryland.gov.

ATTACHMENTS

- FY 2025-2028 S/WMPO TIP project S/WMPO 1 - proposed report
- FY 2025-2028 S/WMPO TIP project S/WMPO 1 - current report
- FY 2025-2028 Maryland STIP project S/WMPO 1 - report
- FY 2025-2028 S/WMPO TIP project S/WMPO 2 - proposed report
- FY 2025-2028 S/WMPO TIP project S/WMPO 2 - current report
- FY 2025-2028 Maryland STIP project S/WMPO 2 - report
- FY 2025-2028 S/WMPO TIP project S/WMPO 3 - proposed report
- FY 2025-2028 S/WMPO TIP project S/WMPO 3 - current report
- FY 2025-2028 Maryland STIP project S/WMPO 3 - report
- FY 2025-2028 S/WMPO TIP project S/WMPO 4 - proposed report
- FY 2025-2028 S/WMPO TIP project S/WMPO 4 - current report
- FY 2025-2028 Maryland STIP project S/WMPO 4 - report

Ms. Michelle Martin
Page Four

- FY 2025-2028 S/WMPO TIP project S/WMPO 6 - proposed report
- FY 2025-2028 S/WMPO TIP project S/WMPO 6 - current report
- FY 2025-2028 Maryland STIP project S/WMPO 6 - report
- FY 2025-2028 S/WMPO TIP project SW-20-00 - proposed report
- FY 2025-2028 S/WMPO TIP project SW-20-00 - current report
- FY 2025-2028 Maryland STIP project SW-20-00 - report
- FY 2025-2028 S/WMPO TIP project SW-25-001 - proposed report
- FY 2025-2028 S/WMPO TIP project SW-25-001 - current report
- FY 2025-2028 Maryland STIP project SW-25-001 - report

cc: Mr. Benjamin Allen, Reginal Planner, RIPD, SHA
Emad Gheibi, Ph.D., P.E., Assistant Chief, RIPD, SHA
Ms. Hunter Whithers, Assistant Regional Planner, RIPD, SHA
Joe Lombardo, Ph.D., Transportation Planner, RIPD, SHA

Salisbury/Wicomico
Metropolitan Planning Organization
FY 2025-FY 2028
TRANSPORTATION IMPROVEMENT PROGRAM

Project Code 1 STIP# 1

Project Name Areawide Environmental Projects Limits Wicomico County

Improvement Description Program to provide environmental and aesthetic improvements on MDOT SHA highways.

Responsible Agency Maryland Department of Transportation State Highway Administration ("MDOT SHA")

Current Lanes n/a Current Road Type Various Proposed Lanes n/a

Miles n/a Highway System Various Funding Federal/State Ratio 80/20

Related Projects _____

Comments When federally funded, Areawide Environmental Projects improvements may receive CMAQ, HSIP, NHPP,

STBG, and/or other federal funds as determined appropriate by MDOT.

1 _____

PHASE	FY 2025	FY 2026	FY 2027	FY 2028	FY 2025-2028 TOTAL
PP	50.0	40.0	40.0	40.0	170.0
PE	300.0	300.0	200.0	200.0	1000.0
ROW	30.0	30.0	30.0	30.0	120.0
CONSTR.	2,000.0	1,000.0	1,000.0	1,000.0	5,000.0
TOTAL	2,380.0	1,370.0	1,270.0	1,270.0	6,290.0

Project Costs (All \$ * 1,000)

Salisbury/Wicomico
Metropolitan Planning Organization
FY 2025– FY 2028
TRANSPORTATION IMPROVEMENT PROGRAM

Proposed

Project Code 1 STIP# 1

Project Name Areawide Environmental Projects Limits Wicomico County

Improvement Description Program to provide environmental and aesthetic improvements on MDOT SHA highways.

Responsible Agency Maryland Department of Transportation State Highway Administration (“MDOT SHA”)

Current Lanes n/a Current Road Type Various Proposed Lanes n/a

Miles n/a Highway System Various Funding Federal/State Ratio 80/20

Related Projects _____

Comments When federally funded, Areawide Environmental Projects improvements may receive CMAQ, HSIP, NHPP, STBG, and/or other federal funds as determined appropriate by MDOT.

PHASE	FY 2025	FY 2026	FY 2027	FY 2028	FY 2025-2028 TOTAL
PP	450.0	740.0	40.0	40.0	1,270.0
PE	1,500.0	2,000.0	200.0	200.0	3,900.0
ROW	30.0	30.0	30.0	30.0	120.0
CONSTR.	2,000.0	1,000.0	1,000.0	1,000.0	5,000.0
TOTAL	3,980.0	3,770.0	1,270.0	1,270.0	10,290.0

Project Costs (All \$ * 1,000)

Salisbury/Wicomico
Metropolitan Planning Organization
FY 2025-FY 2028
TRANSPORTATION IMPROVEMENT PROGRAM

Project Code 1 STIP# 1

Project Name Areawide Environmental Projects Limits Wicomico County

Improvement Description Program to provide environmental and aesthetic improvements on MDOT SHA highways.

Responsible Agency Maryland Department of Transportation State Highway Administration ("MDOT SHA")

Current Lanes n/a Current Road Type Various Proposed Lanes n/a

Miles n/a Highway System Various Funding Federal/State Ratio 80/20

Related Projects _____


Comments When federally funded, Areawide Environmental Projects improvements may receive CMAQ, HSIP, NHPP,

STBG, and/or other federal funds as determined appropriate by MDOT.

PHASE	FY 2025	FY 2026	FY 2027	FY 2028	FY 2025-2028 TOTAL
PP	50.0 <u>450.0</u>	40.0 <u>740.0</u>	40.0	40.0	170.0 <u>1,270.0</u>
PE	300.0 <u>1,500.0</u>	300.0 <u>2,000.0</u>	200.0	200.0	1000.0 <u>3,900.0</u>
ROW	30.0	30.0	30.0	30.0	120.0
CONSTR.	2,000.0	1,000.0	1,000.0	1,000.0	5,000.0
TOTAL	2,380.0 <u>3,980.0</u>	1,370.0 <u>3,770.0</u>	1,270.0	1,270.0	6,290.0 <u>10,290.0</u>

Project Costs (All \$ * 1,000)

MARYLAND STATEWIDE TIP FY 2025-2028

S/WMPO 1										
SUMMARY TABLE										
Project	Amendment Criteria	Conformity Status	Environmental Status	Current Funding Level (000s)			Total			
Areawide Environmental Projects	B	N/A	Various	Federal	State/Local					
				\$	5,032	\$	1,258	\$	6,290	
	Administration	Area/MPO	CTP Page	Net Funding Change (000s)						
	MDOT SHA	S/WMPO	SHA-A-26, FY 2025	Federal	State/Local					
				\$	3,200	\$	800	\$	4,000	
Description	Program to provide environmental and aesthetic improvements on MDOT SHA highways.									
Justification	System preservation projects serve to keep MDOT SHA roadways and facilities in a state of good repair.									
INDIVIDUAL REQUEST FORM										
STIP/TIP Amendment Criteria				Funding	FY 2025	FY 2026	FY 2027	FY 2028	Total	
<input type="checkbox"/> A) Adds new individual projects to the current STIP <input checked="" type="checkbox"/> B) Increase/decrease, scope change, advance, delay, or phase change <input type="checkbox"/> C) Removes or deletes individual listed project from the STIP <input type="checkbox"/> D) Other				Current (000s)	Total	\$ 2,380	\$ 1,370	\$ 1,270	\$ 1,270	\$ 6,290
				Federal	\$ 1,904	\$ 1,096	\$ 1,016	\$ 1,016	\$ 5,032	
				State/Local	\$ 476	\$ 274	\$ 254	\$ 254	\$ 1,258	
				Proposed (000s)	Total	\$ 3,980	\$ 3,770	\$ 1,270	\$ 1,270	\$ 10,290
				Federal	\$ 3,184	\$ 3,016	\$ 1,016	\$ 1,016	\$ 8,232	
				State/Local	\$ 796	\$ 754	\$ 254	\$ 254	\$ 2,058	
 MARYLAND DEPARTMENT OF TRANSPORTATION				Change (000s)	Total	\$ 1,600	\$ 2,400	\$ -	\$ -	\$ 4,000
				Federal	\$ 1,280	\$ 1,920	\$ -	\$ -	\$ 3,200	
				State/Local	\$ 320	\$ 480	\$ -	\$ -	\$ 800	
PHASE DETAIL										
Current										
Phase	Funding	FY 2025	FY 2026	FY 2027	FY 2028	TOTAL				
		Federal	State/Local	Federal	State/Local	Federal	State/Local	Federal	State/Local	Total
PP	State	\$ -	\$ 10	\$ -	\$ 8	\$ -	\$ 8	\$ -	\$ 34	\$ 34
	Federal	\$ 40	\$ -	\$ 32	\$ -	\$ 32	\$ -	\$ 136	\$ -	\$ 136
PE	State	\$ -	\$ 60	\$ -	\$ 60	\$ -	\$ 40	\$ -	\$ 200	\$ 200
	Federal	\$ 240	\$ -	\$ 240	\$ -	\$ 160	\$ -	\$ 800	\$ -	\$ 800
RW	State	\$ -	\$ 6	\$ -	\$ 6	\$ -	\$ 6	\$ -	\$ 24	\$ 24
	Federal	\$ 24	\$ -	\$ 24	\$ -	\$ 24	\$ -	\$ 96	\$ -	\$ 96
CO	State	\$ -	\$ 400	\$ -	\$ 200	\$ -	\$ 200	\$ -	\$ 1,000	\$ 1,000
	Federal	\$ 1,600	\$ -	\$ 800	\$ -	\$ 800	\$ -	\$ 4,000	\$ -	\$ 4,000
Other	State	\$ -	\$ -	\$ -	\$ -	\$ -	\$ -	\$ -	\$ -	\$ -
	Federal	\$ -	\$ -	\$ -	\$ -	\$ -	\$ -	\$ -	\$ -	\$ -
Total		\$ 1,904	\$ 476	\$ 1,096	\$ 274	\$ 1,016	\$ 254	\$ 5,032	\$ 1,258	\$ 6,290
Proposed										
Phase	Funding	FY 2025	FY 2026	FY 2027	FY 2028	TOTAL				
		Federal	State/Local	Federal	State/Local	Federal	State/Local	Federal	State/Local	Total
PP	State	\$ -	\$ 90	\$ -	\$ 148	\$ -	\$ 8	\$ -	\$ 254	\$ 254
	Federal	\$ 360	\$ -	\$ 592	\$ -	\$ 32	\$ -	\$ 1,016	\$ -	\$ 1,016
PE	State	\$ -	\$ 300	\$ -	\$ 400	\$ -	\$ 40	\$ -	\$ 780	\$ 780
	Federal	\$ 1,200	\$ -	\$ 1,600	\$ -	\$ 160	\$ -	\$ 3,120	\$ -	\$ 3,120
RW	State	\$ -	\$ 6	\$ -	\$ 6	\$ -	\$ 6	\$ -	\$ 24	\$ 24
	Federal	\$ 24	\$ -	\$ 24	\$ -	\$ 24	\$ -	\$ 96	\$ -	\$ 96
CO	State	\$ -	\$ 400	\$ -	\$ 200	\$ -	\$ 200	\$ -	\$ 1,000	\$ 1,000
	Federal	\$ 1,600	\$ -	\$ 800	\$ -	\$ 800	\$ -	\$ 4,000	\$ -	\$ 4,000
Other	State	\$ -	\$ -	\$ -	\$ -	\$ -	\$ -	\$ -	\$ -	\$ -
	Federal	\$ -	\$ -	\$ -	\$ -	\$ -	\$ -	\$ -	\$ -	\$ -
Total		\$ 3,184	\$ 796	\$ 3,016	\$ 754	\$ 1,016	\$ 254	\$ 8,232	\$ 2,058	\$ 10,290
Change										
Phase	Funding	FY 2025	FY 2026	FY 2027	FY 2028	TOTAL				
		Federal	State/Local	Federal	State/Local	Federal	State/Local	Federal	State/Local	Total
PP	State	\$ -	\$ 80	\$ -	\$ 140	\$ -	\$ -	\$ -	\$ 220	\$ 220
	Federal	\$ 320	\$ -	\$ 560	\$ -	\$ -	\$ -	\$ 880	\$ -	\$ 880
PE	State	\$ -	\$ 240	\$ -	\$ 340	\$ -	\$ -	\$ -	\$ 580	\$ 580
	Federal	\$ 960	\$ -	\$ 1,360	\$ -	\$ -	\$ -	\$ 2,320	\$ -	\$ 2,320
RW	State	\$ -	\$ -	\$ -	\$ -	\$ -	\$ -	\$ -	\$ -	\$ -
	Federal	\$ -	\$ -	\$ -	\$ -	\$ -	\$ -	\$ -	\$ -	\$ -
CO	State	\$ -	\$ -	\$ -	\$ -	\$ -	\$ -	\$ -	\$ -	\$ -
	Federal	\$ -	\$ -	\$ -	\$ -	\$ -	\$ -	\$ -	\$ -	\$ -
Other	State	\$ -	\$ -	\$ -	\$ -	\$ -	\$ -	\$ -	\$ -	\$ -
	Federal	\$ -	\$ -	\$ -	\$ -	\$ -	\$ -	\$ -	\$ -	\$ -
Total		\$ 1,280	\$ 320	\$ 1,920	\$ 480	\$ -	\$ -	\$ 3,200	\$ 800	\$ 4,000
TOTAL PROJECT COST										
Prior Cost (≤ FY 2024)		STIP Cost (FY 2025-2028)		Balance to Complete (≥ FY 2029)		Total Project Cost				
Federal	\$ -	Federal	\$ 8,232	Federal	\$ -	Federal	\$ 8,232			
State/Local	\$ -	State/Local	\$ 2,058	State/Local	\$ -	State/Local	\$ 2,058			
Total	\$ -	Total	\$ 10,290	Total	\$ -	Total	\$ 10,290			

Salisbury/Wicomico
Metropolitan Planning Organization
FY 2025-FY 2028
TRANSPORTATION IMPROVEMENT PROGRAM

Project Code 4 STIP# 4

Project Name Areawide Bridge Replacement and Rehabilitation Limits Wicomico County

Improvement Description Program to provide major upgrades to and maintenance of structures on MDOT SHA highways.

Responsible Agency Maryland Department of Transportation State Highway Administration ("MDOT SHA")

Current Lanes n/a Current Road Type Various Proposed Lanes n/a

Miles n/a Highway System Various Funding Federal/State Ratio 80/20

Related Projects _____

Comments When federally funded, Areawide Bridge Replacement and Rehabilitation improvements may receive CMAQ,

HSIP, NHPP, STBG, and/or other federal funds as determined appropriate by MDOT.

PHASE	FY 2025	FY 2026	FY 2027	FY 2028	FY 2025-2028 TOTAL
PP	200.0	50.0	50.0	50.0	350.0
PE	1,600.0	800.0	800.0	800.0	4,000.0
ROW	100.0	50.0	50.0	50.0	250.0
CONSTR.	2,000.0	2,900.0	2,000.0	2,000.0	8,900.0
TOTAL	3,900.0	3,800.0	2,900.0	2,900.0	13,500.0

Project Costs (All \$ * 1,000)

Salisbury/Wicomico
Metropolitan Planning Organization
FY 2025– FY 2028
TRANSPORTATION IMPROVEMENT PROGRAM

Proposed

Project Code	4	STIP#	4
Project Name	Areawide Bridge Replacement and Rehabilitation	Limits	Wicomico County
Improvement Description	Program to provide major upgrades to and maintenance of structures on MDOT SHA highways.		
Responsible Agency	Maryland Department of Transportation State Highway Administration (“MDOT SHA”)		
Current Lanes	n/a	Current Road Type	Various
		Proposed Lanes	n/a
Miles	n/a	Highway System	Various
		Funding	Federal/State
		Ratio	80/20
Related Projects			
Comments	When federally funded, Areawide Bridge Replacement and Rehabilitation improvements may receive CMAQ, HSIP, NHPP, STBG, and/or other federal funds as determined appropriate by MDOT.		

PHASE	FY 2025	FY 2026	FY 2027	FY 2028	FY 2025-2028 TOTAL
PP	200.0	250.0	250.0	50.0	750.0
PE	1,600.0	1,600.0	1,600.0	800.0	5,600.0
ROW	100.0	50.0	50.0	50.0	250.0
CONSTR.	2,000.0	5,000.0	5,000.0	2,000.0	14,000.0
TOTAL	3,900.0	6,900.0	6,900.0	2,900.0	20,600.0

Project Costs (All \$ * 1,000)

Salisbury/Wicomico
Metropolitan Planning Organization
FY 2025-FY 2028
TRANSPORTATION IMPROVEMENT PROGRAM

Project Code 4 STIP# 4

Project Name Areawide Bridge Replacement and Rehabilitation Limits Wicomico County

Improvement Description Program to provide major upgrades to and maintenance of structures on MDOT SHA highways.

Responsible Agency Maryland Department of Transportation State Highway Administration ("MDOT SHA")

Current Lanes n/a Current Road Type Various Proposed Lanes n/a

Miles n/a Highway System Various Funding Federal/State Ratio 80/20


Related Projects _____

Comments When federally funded, Areawide Bridge Replacement and Rehabilitation improvements may receive CMAQ, HSIP, NHPP, STBG, and/or other federal funds as determined appropriate by MDOT.

PHASE	FY 2025	FY 2026	FY 2027	FY 2028	FY 2025-2028 TOTAL
PP	200.0	250.0	250.0	50.0	750.0
PE	1,600.0	800.0 1,600.0	800.0 1,600.0	800.0	4,000.0 5,600.0
ROW	100.0	50.0	50.0	50.0	250.0
CONSTR.	2,000.0	5,000.0	2,000.0 5,000.0	2,000.0	11,000.0 14,000.0
TOTAL	3,900.0	6,100.0 6,900.0	3,100.0 6,900.0	2,900.0	16,000.0 20,600.0

Project Costs (All \$ * 1,000)

MARYLAND STATEWIDE TIP FY 2025-2028

S/WMPO 4														
SUMMARY TABLE														
Project	Amendment Criteria	Conformity Status	Environmental Status	Current Funding Level (000s)										
Areawide Bridge Replacement and Rehabilitation	B	N/A	Various	Federal	State/Local	Total								
				\$	10,800	\$	2,700	\$	13,500					
	Administration	Area/MPO	CTP Page	Net Funding Change (000s)										
	MDOT SHA	S/WMPO	SHA-A-26, FY 2025	Federal	State/Local	Total								
				\$	5,680	\$	1,420	\$	7,100					
Description	Program to provide major upgrades to and maintenance of structures on MDOT SHA highways.													
Justification	Will preserve existing structures, increase safety, and improve highway beautification													
INDIVIDUAL REQUEST FORM														
STIP/TIP Amendment Criteria				Funding	FY 2025	FY 2026	FY 2027	FY 2028	Total					
<input type="checkbox"/> A) Adds new individual projects to the current STIP <input checked="" type="checkbox"/> B) Increase/decrease, scope change, advance, delay, or phase change <input type="checkbox"/> C) Removes or deletes individual listed project from the STIP <input type="checkbox"/> D) Other				Current (000s)	Total	\$ 3,900	\$ 3,800	\$ 2,900	\$ 2,900	\$ 13,500				
				Federal	\$	3,120	\$	3,040	\$	2,320	\$	2,320	\$	10,800
				State/Local	\$	780	\$	760	\$	580	\$	580	\$	2,700
				Proposed (000s)	Total	\$ 3,900	\$ 6,900	\$ 6,900	\$ 2,900	\$ 20,600				
				Federal	\$	3,120	\$	5,520	\$	5,520	\$	2,320	\$	16,480
				State/Local	\$	780	\$	1,380	\$	1,380	\$	580	\$	4,120
 MARYLAND DEPARTMENT OF TRANSPORTATION				Change (000s)	Total	\$ -	\$ 3,100	\$ 4,000	\$ -	\$ 7,100				
				Federal	\$	-	\$	2,480	\$	3,200	\$	-	\$	5,680
				State/Local	\$	-	\$	620	\$	800	\$	1,420		
PHASE DETAIL														
Current														
Phase	Funding	FY 2025	FY 2026	FY 2027	FY 2028	TOTAL								
		Federal	State/Local	Federal	State/Local	Federal	State/Local	Federal	State/Local	Total				
PP	State	\$ -	\$ 40	\$ -	\$ 10	\$ -	\$ 10	\$ -	\$ 70	\$ 70				
	Federal	\$ 160	\$ -	\$ 40	\$ -	\$ 40	\$ -	\$ 280	\$ -	\$ 280				
PE	State	\$ -	\$ 320	\$ -	\$ 160	\$ -	\$ 160	\$ -	\$ 800	\$ 800				
	Federal	\$ 1,280	\$ -	\$ 640	\$ -	\$ 640	\$ -	\$ 3,200	\$ -	\$ 3,200				
RW	State	\$ -	\$ 20	\$ -	\$ 10	\$ -	\$ 10	\$ -	\$ 50	\$ 50				
	Federal	\$ 80	\$ -	\$ 40	\$ -	\$ 40	\$ -	\$ 200	\$ -	\$ 200				
CO	State	\$ -	\$ 400	\$ -	\$ 580	\$ -	\$ 400	\$ -	\$ 1,780	\$ 1,780				
	Federal	\$ 1,600	\$ -	\$ 2,320	\$ -	\$ 1,600	\$ -	\$ 7,120	\$ -	\$ 7,120				
Other	State	\$ -	\$ -	\$ -	\$ -	\$ -	\$ -	\$ -	\$ -	\$ -				
	Federal	\$ -	\$ -	\$ -	\$ -	\$ -	\$ -	\$ -	\$ -	\$ -				
Total		\$ 3,120	\$ 780	\$ 3,040	\$ 760	\$ 2,320	\$ 580	\$ 2,320	\$ 580	\$ 10,800 \$ 2,700 \$ 13,500				
Proposed														
Phase	Funding	FY 2025	FY 2026	FY 2027	FY 2028	TOTAL								
		Federal	State/Local	Federal	State/Local	Federal	State/Local	Federal	State/Local	Total				
PP	State	\$ -	\$ 40	\$ -	\$ 50	\$ -	\$ 50	\$ -	\$ 150	\$ 150				
	Federal	\$ 160	\$ -	\$ 200	\$ -	\$ 200	\$ -	\$ 600	\$ -	\$ 600				
PE	State	\$ -	\$ 320	\$ -	\$ 320	\$ -	\$ 320	\$ -	\$ 1,120	\$ 1,120				
	Federal	\$ 1,280	\$ -	\$ 1,280	\$ -	\$ 1,280	\$ -	\$ 4,480	\$ -	\$ 4,480				
RW	State	\$ -	\$ 20	\$ -	\$ 10	\$ -	\$ 10	\$ -	\$ 50	\$ 50				
	Federal	\$ 80	\$ -	\$ 40	\$ -	\$ 40	\$ -	\$ 200	\$ -	\$ 200				
CO	State	\$ -	\$ 400	\$ -	\$ 1,000	\$ -	\$ 1,000	\$ -	\$ 2,800	\$ 2,800				
	Federal	\$ 1,600	\$ -	\$ 4,000	\$ -	\$ 4,000	\$ -	\$ 11,200	\$ -	\$ 11,200				
Other	State	\$ -	\$ -	\$ -	\$ -	\$ -	\$ -	\$ -	\$ -	\$ -				
	Federal	\$ -	\$ -	\$ -	\$ -	\$ -	\$ -	\$ -	\$ -	\$ -				
Total		\$ 3,120	\$ 780	\$ 5,520	\$ 1,380	\$ 5,520	\$ 1,380	\$ 2,320	\$ 580	\$ 16,480 \$ 4,120 \$ 20,600				
Change														
Phase	Funding	FY 2025	FY 2026	FY 2027	FY 2028	TOTAL								
		Federal	State/Local	Federal	State/Local	Federal	State/Local	Federal	State/Local	Total				
PP	State	\$ -	\$ -	\$ -	\$ 40	\$ -	\$ 40	\$ -	\$ 80	\$ 80				
	Federal	\$ -	\$ -	\$ 160	\$ -	\$ 160	\$ -	\$ 320	\$ -	\$ 320				
PE	State	\$ -	\$ -	\$ -	\$ 160	\$ -	\$ 160	\$ -	\$ 320	\$ 320				
	Federal	\$ -	\$ -	\$ 640	\$ -	\$ 640	\$ -	\$ 1,280	\$ -	\$ 1,280				
RW	State	\$ -	\$ -	\$ -	\$ -	\$ -	\$ -	\$ -	\$ -	\$ -				
	Federal	\$ -	\$ -	\$ -	\$ -	\$ -	\$ -	\$ -	\$ -	\$ -				
CO	State	\$ -	\$ -	\$ -	\$ 420	\$ -	\$ 600	\$ -	\$ 1,020	\$ 1,020				
	Federal	\$ -	\$ -	\$ 1,680	\$ -	\$ 2,400	\$ -	\$ 4,080	\$ -	\$ 4,080				
Other	State	\$ -	\$ -	\$ -	\$ -	\$ -	\$ -	\$ -	\$ -	\$ -				
	Federal	\$ -	\$ -	\$ -	\$ -	\$ -	\$ -	\$ -	\$ -	\$ -				
Total		\$ -	\$ -	\$ 2,480	\$ 620	\$ 3,200	\$ 800	\$ -	\$ -	\$ 5,680 \$ 1,420 \$ 7,100				
TOTAL PROJECT COST														
Prior Cost (≤ FY 2024)		STIP Cost (FY 2025-2028)		Balance to Complete (≥ FY 2029)		Total Project Cost								
Federal	\$ -	Federal	\$ 16,480	Federal	\$ -	Federal	\$	\$	\$ 16,480					
State/Local	\$ -	State/Local	\$ 4,120	State/Local	\$ -	State/Local	\$	\$	\$ 4,120					
Total	\$ -	Total	\$ 20,600	Total	\$ -	Total	\$	\$	\$ 20,600					

Salisbury/Wicomico
Metropolitan Planning Organization
FY 2025-FY 2028
TRANSPORTATION IMPROVEMENT PROGRAM

Project Code	7	STIP#	SW-20-001
Project Name	U.S. 13 Business Wicomico River East Branch Bridge Replacement	Limits	U.S. 13 Business at the East Branch of Wicomico River
Improvement Description	Replacement of U.S. 13 Business bridge over East Branch of Wicomico River		
Responsible Agency	Maryland Department of Transportation State Highway Administration ("MDOT SHA")		
Current Lanes	4	Current Road Type	Other Principal Arterial
		Proposed Lanes	4
Miles	0.02	Highway System	State Secondary
		Funding	NHPP and State
		Ratio	80/20
Related Projects			
Comments	Construction funding reflects funding for only utility relocation work in advance of bridge replacement,		
	funding for which will be programmed at a later date.		

PHASE	FY 2025	FY 2026	FY 2027	FY 2028	FY 2025-2028 TOTAL
PP	0.0	0.0	0.0	0.0	0.0
PE	0.0	0.0	0.0	0.0	0.0
ROW	0.0	0.0	0.0	0.0	0.0
CONSTR.	3,786.0	3,786.0	0.0	0.0	7,572.0
TOTAL	3,786.0	3,786.0	0.0	0.0	7,572.0

Project Costs (All \$ * 1,000)

Salisbury/Wicomico
Metropolitan Planning Organization
FY 2025– FY 2028
TRANSPORTATION IMPROVEMENT PROGRAM

Proposed

Project Code	7	STIP#	SW-20-001
Project Name	U.S. 13 Business Wicomico River East Branch Bridge Replacement	Limits	U.S. 13 Business at the East Branch of Wicomico River
Improvement Description	Replacement of U.S. 13 Business bridge over East Branch of Wicomico River		
Responsible Agency	Maryland Department of Transportation State Highway Administration (“MDOT SHA”)		
Current Lanes	4	Current Road Type	Other Principal Arterial
		Proposed Lanes	4
Miles	0.02	Highway System	State Secondary
		Funding	NHPP/State
		Ratio	80/20
Related Projects			
Comments	Construction of the bridge replacement is ongoing and anticipated to be completed in Summer 2026. Cash flows provided include both bridge replacement and concurrent utility relocation needs.		

PHASE	FY 2025	FY 2026	FY 2027	FY 2028	FY 2025-2028 TOTAL
PP	0.0	0.0	0.0	0.0	0.0
PE	3.0	0.0	0.0	0.0	3.0
ROW	0.0	0.0	0.0	0.0	0.0
CONSTR.	5,203.0	4,765.0	1,733.0	0.0	11,701.0
TOTAL	5,206.0	4,765.0	1,733.0	0.0	11,704.0

Project Costs (All \$ * 1,000)

Salisbury/Wicomico
Metropolitan Planning Organization
FY 2025-FY 2028
TRANSPORTATION IMPROVEMENT PROGRAM

Project Code	7	STIP#	SW-20-001
Project Name	U.S. 13 Business Wicomico River East Branch Bridge Replacement	Limits	U.S. 13 Business at the East Branch of Wicomico River
Improvement Description	Replacement of U.S. 13 Business bridge over East Branch of Wicomico River		
Responsible Agency	Maryland Department of Transportation State Highway Administration ("MDOT SHA")		
Current Lanes	4	Current Road Type	Other Principal Arterial
		Proposed Lanes	4
Miles	0.02	Highway System	State Secondary
		Funding	NHPP and State
		Ratio	80/20
Related Projects			
Comments	Construction funding reflects funding for only utility relocation work in advance of bridge replacement,		
	funding for which will be programmed at a later date.		

PHASE	FY 2025	FY 2026	FY 2027	FY 2028	FY 2025-2028 TOTAL
PP	0.0	0.0	0.0	0.0	0.0
PE	0.0 3.0	0.0	0.0	0.0	0.0 3.0
ROW	0.0	0.0	0.0	0.0	0.0
CONSTR.	3,786.0 5,203.0	3,786.0 4,765.0	0.0 1,733.0	0.0	7,572.0 11,701.0
TOTAL	3,786.0 5,206.0	3,786.0 4,765.0	0.0 1,733.0	0.0	7,572.0 11,704.0

Project Costs (All \$ * 1,000)


MARYLAND STATEWIDE TIP FY 2025-2028

SW-20-001

SUMMARY TABLE

Project	Amendment Criteria	Conformity Status	Environmental Status	Current Funding Level (000s)		
US 13 Business Wicomico River East Branch Bridge Replacement	B	N/A	NEPA reeval complete 2022	Federal	State/Local	Total
				\$ 6,058	\$ 1,514	\$ 7,572
	Administration	Area/MPO	CTP Page	Net Funding Change (000s)		
	MDOT SHA	S/WMPO	SHA-WI-1, FY 2025	Federal	State/Local	Total
				\$ 5,383	\$ (1,251)	\$ 4,132
Description	Replacement of Bridge No. 2200400 over East Branch Wicomico River					
Justification	The purpose of this project is to replace a weight restricted fair rated bridge to keep the roadway safe and open to traffic. The project will provide improved pedestrian facilities through the addition of a shared use path and sidewalk.					

INDIVIDUAL REQUEST FORM

STIP/TIP Amendment Criteria		Funding	FY 2025	FY 2026	FY 2027	FY 2028	Total
<input type="checkbox"/> A) Adds new individual projects to the current STIP <input checked="" type="checkbox"/> B) Increase/decrease, scope change, advance, delay, or phase change <input type="checkbox"/> C) Removes or deletes individual listed project from the STIP <input type="checkbox"/> D) Other	Current (000s)	Total	\$ 3,786	\$ 3,786	\$ -	\$ -	\$ 7,572
		Federal	\$ 3,029	\$ 3,029	\$ -	\$ -	\$ 6,058
		State/Local	\$ 757	\$ 757	\$ -	\$ -	\$ 1,514
	Proposed (000s)	Total	\$ 5,206	\$ 4,765	\$ 1,733	\$ -	\$ 11,704
 MARYLAND DEPARTMENT OF TRANSPORTATION		Federal	\$ 4,165	\$ 3,812	\$ 1,386		\$ 9,363
		State/Local	\$ 1,041	\$ 953	\$ 347		\$ 2,341
	Change (000s)	Total	\$ 1,420	\$ 979	\$ 1,733	\$ -	\$ 4,132
		Federal	\$ 2,036	\$ 1,634	\$ 1,713	\$ -	\$ 5,383
		State/Local	\$ (616)	\$ (655)	\$ 20	\$ -	\$ (1,251)

PHASE DETAIL

Current		FY 2025		FY 2026		FY 2027		FY 2028		TOTAL		
Phase	Funding	Federal	State/Local	Federal	State/Local	Federal	State/Local	Federal	State/Local	Federal	State/Local	Total
PP	State	\$ -	\$ -	\$ -	\$ -	\$ -	\$ -	\$ -	\$ -	\$ -	\$ -	\$ -
	Federal	\$ -	\$ -	\$ -	\$ -	\$ -	\$ -	\$ -	\$ -	\$ -	\$ -	\$ -
PE	State	\$ -	\$ -	\$ -	\$ -	\$ -	\$ -	\$ -	\$ -	\$ -	\$ -	\$ -
	Federal	\$ -	\$ -	\$ -	\$ -	\$ -	\$ -	\$ -	\$ -	\$ -	\$ -	\$ -
RW	State	\$ -	\$ -	\$ -	\$ -	\$ -	\$ -	\$ -	\$ -	\$ -	\$ -	\$ -
	Federal	\$ -	\$ -	\$ -	\$ -	\$ -	\$ -	\$ -	\$ -	\$ -	\$ -	\$ -
CO	State	\$ -	\$ 757	\$ -	\$ 757	\$ -	\$ -	\$ -	\$ -	\$ -	\$ 1,514	\$ 1,514
	NHPP	\$ 3,029	\$ -	\$ 3,029	\$ -	\$ -	\$ -	\$ -	\$ -	\$ 6,058	\$ -	\$ 6,058
Other	State	\$ -	\$ -	\$ -	\$ -	\$ -	\$ -	\$ -	\$ -	\$ -	\$ -	\$ -
	Federal	\$ -	\$ -	\$ -	\$ -	\$ -	\$ -	\$ -	\$ -	\$ -	\$ -	\$ -
Total		\$ 3,029	\$ 757	\$ 3,029	\$ 757	\$ -	\$ -	\$ -	\$ -	\$ 6,058	\$ 1,514	\$ 7,572

Proposed		FY 2025		FY 2026		FY 2027		FY 2028		TOTAL		
Phase	Funding	Federal	State/Local	Federal	State/Local	Federal	State/Local	Federal	State/Local	Federal	State/Local	Total
PP	State	\$ -	\$ -	\$ -	\$ -	\$ -	\$ -	\$ -	\$ -	\$ -	\$ -	\$ -
	Federal	\$ -	\$ -	\$ -	\$ -	\$ -	\$ -	\$ -	\$ -	\$ -	\$ -	\$ -
PE	State	\$ -	\$ 1	\$ -	\$ -	\$ -	\$ -	\$ -	\$ -	\$ -	\$ 1	\$ 1
	NHPP	\$ 2	\$ -	\$ -	\$ -	\$ -	\$ -	\$ -	\$ -	\$ 2	\$ -	\$ 2
RW	State	\$ -	\$ -	\$ -	\$ -	\$ -	\$ -	\$ -	\$ -	\$ -	\$ -	\$ -
	Federal	\$ -	\$ -	\$ -	\$ -	\$ -	\$ -	\$ -	\$ -	\$ -	\$ -	\$ -
CO	State	\$ -	\$ 141	\$ -	\$ 102	\$ 20	\$ -	\$ -	\$ -	\$ -	\$ 263	\$ 263
	NHPP	\$ 5,062	\$ -	\$ 4,663	\$ -	\$ 1,713	\$ -	\$ -	\$ -	\$ 11,438	\$ -	\$ 11,438
Other	State	\$ -	\$ -	\$ -	\$ -	\$ -	\$ -	\$ -	\$ -	\$ -	\$ -	\$ -
	Federal	\$ -	\$ -	\$ -	\$ -	\$ -	\$ -	\$ -	\$ -	\$ -	\$ -	\$ -
Total		\$ 5,064	\$ 142	\$ 4,663	\$ 102	\$ 1,713	\$ 20	\$ -	\$ -	\$ 11,440	\$ 264	\$ 11,704

Change		FY 2025		FY 2026		FY 2027		FY 2028		TOTAL		
Phase	Funding	Federal	State/Local	Federal	State/Local	Federal	State/Local	Federal	State/Local	Federal	State/Local	Total
PP	State	\$ -	\$ -	\$ -	\$ -	\$ -	\$ -	\$ -	\$ -	\$ -	\$ -	\$ -
	Federal	\$ -	\$ -	\$ -	\$ -	\$ -	\$ -	\$ -	\$ -	\$ -	\$ -	\$ -
PE	State	\$ -	\$ 1	\$ -	\$ -	\$ -	\$ -	\$ -	\$ -	\$ -	\$ 1	\$ 1
	NHPP	\$ 2	\$ -	\$ -	\$ -	\$ -	\$ -	\$ -	\$ -	\$ 2	\$ -	\$ 2
RW	State	\$ -	\$ -	\$ -	\$ -	\$ -	\$ -	\$ -	\$ -	\$ -	\$ -	\$ -
	Federal	\$ -	\$ -	\$ -	\$ -	\$ -	\$ -	\$ -	\$ -	\$ -	\$ -	\$ -
CO	State	\$ -	\$ (616)	\$ -	\$ (655)	\$ 20	\$ -	\$ -	\$ -	\$ -	\$ (1,251)	\$ (1,251)
	NHPP	\$ 2,033	\$ -	\$ 1,634	\$ -	\$ 1,713	\$ -	\$ -	\$ -	\$ 5,380	\$ -	\$ 5,380
Other	State	\$ -	\$ -	\$ -	\$ -	\$ -	\$ -	\$ -	\$ -	\$ -	\$ -	\$ -
	Federal	\$ -	\$ -	\$ -	\$ -	\$ -	\$ -	\$ -	\$ -	\$ -	\$ -	\$ -
Total		\$ 2,036	\$ (616)	\$ 1,634	\$ (655)	\$ 1,713	\$ 20	\$ -	\$ -	\$ 5,383	\$ (1,251)	\$ 4,132

TOTAL PROJECT COST

Prior Cost (≤ FY 2024)		STIP Cost (FY 2025-2028)		Balance to Complete (≥ FY 2029)		Total Project Cost	
Federal	\$ 1,543	Federal	\$ 11,440	Federal	\$ -	Federal	\$ 12,983
State/Local	\$ 3,497	State/Local	\$ 264	State/Local	\$ -	State/Local	\$ 3,761
Total	\$ 5,040	Total	\$ 11,704	Total	\$ -	Total	\$ 16,744

Salisbury/Wicomico
Metropolitan Planning Organization
FY 2025-FY 2028
TRANSPORTATION IMPROVEMENT PROGRAM

Project Code	13	STIP#	SW-25-001
Project Name	Areawide Carbon Reduction Program (“CRP”)	Limits	Wicomico County
Improvement Description	Program to provide improvements that reduce transportation carbon dioxide emissions including traffic management, pedestrian facilities, and port electrification.		
Responsible Agency	Maryland Department of Transportation State Highway Administration (“MDOT SHA”)		
Current Lanes	n/a	Current Road Type	Various
		Proposed Lanes	n/a
Miles	n/a	Highway System	Various
		Funding	Federal
		Ratio	80/20
Related Projects			
Comments	When federally funded, CRP Program may receive federal funds as determined		
	Appropriate by MDOT SHA.		

PHASE	FY 2025	FY 2026	FY 2027	FY 2028	FY 2025-2028 TOTAL
PP	0.0	1.0	2.0	3.0	6.0
PE	1,387.2	360.4	60.4	75.5	1,883.5
ROW	7.6	15.1	15.1	18.9	56.7
CONSTR.	113.2	226.5	2,226.5	2,783.1	5,349.3
TOTAL	1,508.0	603.0	2,304.0	2,880.5	7,295.5

Project Costs (All \$ * 1,000)

Salisbury/Wicomico
Metropolitan Planning Organization
FY 2025– FY 2028
TRANSPORTATION IMPROVEMENT PROGRAM

Proposed

Project Code	13	STIP#	SW-25-001
Project Name	Areawide Carbon Reduction Program (“CRP”)	Limits	Wicomico County
Improvement Description	Program to provide improvements that reduce transportation carbon dioxide emissions including traffic management, pedestrian facilities, and port electrification.		
Responsible Agency	Maryland Department of Transportation State Highway Administration (“MDOT SHA”)		
Current Lanes	n/a	Current Road Type	Various
		Proposed Lanes	n/a
Miles	n/a	Highway System	Various
		Funding	Federal/State
		Ratio	80/20
Related Projects			
Comments	When federally funded, CRP Program may receive federal funds as determined appropriate by MDOT SHA.		

PHASE	FY 2025	FY 2026	FY 2027	FY 2028	FY 2025-2028 TOTAL
PP	10.0	10.0	10.0	10.0	40.0
PE	1,387.2	1,200.0	1,200.0	300.0	4,087.2
ROW	20.0	20.0	20.0	20.0	80.0
CONSTR.	300.0	300.0	2,226.5	3,000.0	5,826.5
TOTAL	1,717.2	1,530.0	3,456.5	3,330.0	10,033.7

Project Costs (All \$ * 1,000)

Salisbury/Wicomico
Metropolitan Planning Organization
FY 2025-FY 2028
TRANSPORTATION IMPROVEMENT PROGRAM

Project Code 13 STIP# SW-25-001

Project Name Areawide Carbon Reduction Program ("CRP") Limits Wicomico County

Improvement Description Program to provide improvements that reduce transportation carbon dioxide emissions including traffic management, pedestrian facilities, and port electrification.

Responsible Agency Maryland Department of Transportation State Highway Administration ("MDOT SHA")

Current Lanes n/a Current Road Type Various Proposed Lanes n/a

Miles n/a Highway System Various Funding Federal Ratio 80/20

Related Projects _____


Comments When federally funded, CRP Program may receive federal funds as determined

Appropriate by MDOT SHA.

PHASE	FY 2025	FY 2026	FY 2027	FY 2028	FY 2025-2028 TOTAL
PP	0.0 <u>10.0</u>	1.0 <u>10.0</u>	2.0 <u>10.0</u>	3.0 <u>10.0</u>	6.0 <u>40.0</u>
PE	1,387.2	360.4 <u>1,200.0</u>	60.4 <u>1,200.0</u>	75.5 <u>300.0</u>	1,883.5 <u>4,087.2</u>
ROW	7.6 <u>20.0</u>	15.1 <u>20.0</u>	15.1 <u>20.0</u>	18.9 <u>20.0</u>	56.7 <u>80.0</u>
CONSTR.	113.2 <u>300.0</u>	226.5 <u>300.0</u>	2,226.5	2,783.1 <u>3,000.0</u>	5,349.3 <u>5,826.5</u>
TOTAL	1,508.0 <u>1,717.2</u>	603.0 <u>1,530.0</u>	2,304.0 <u>3,456.5</u>	2,880.5 <u>3,330.0</u>	7,295.5 <u>10,033.7</u>

Project Costs (All \$ * 1,000)

MARYLAND STATEWIDE TIP FY 2025-2028

SW-25-001															
SUMMARY TABLE															
Project	Amendment Criteria	Conformity Status	Environmental Status	Current Funding Level (000s)											
Areawide Carbon Reduction Program	B	N/A	Various	Federal	State/Local	Total									
				\$	5,836	\$	1,459	\$	7,296						
	Administration	Area/MPO	CTP Page	Net Funding Change (000s)											
	MDOT SHA	S/WMPO	SHA-SW-5, FY 2025	Federal	State/Local	Total									
				\$	2,191	\$	548	\$	2,738						
Description	The Carbon Reduction Program (CRP) will reduce transportation emissions through the development of State carbon reduction strategies and by funding projects designed to reduce transportation emissions.														
Justification	CRP funding may be used on a wide range of projects that support the reduction of transportation emissions. Examples include, but are not limited to, public transportation facilities, congestion management technologies, energy-efficient traffic control devices and street lighting, and efforts to reduce the environmental and community impacts of freight movement.														
INDIVIDUAL REQUEST FORM															
STIP/TIP Amendment Criteria				Funding	FY 2025	FY 2026	FY 2027	FY 2028	Total						
<input type="checkbox"/> A) Adds new individual projects to the current STIP <input checked="" type="checkbox"/> B) Increase/decrease, scope change, advance, delay, or phase change <input type="checkbox"/> C) Removes or deletes individual listed project from the STIP <input type="checkbox"/> D) Other				Current (000s)	Total	\$ 1,508	\$ 603	\$ 2,304	\$ 2,881	\$ 7,296					
				Federal	\$	1,206	\$	482	\$	1,843	\$	2,304	\$	5,836	
				State/Local	\$	302	\$	121	\$	461	\$	576	\$	1,459	
				Proposed (000s)	Total	\$	430	\$	1,530	\$	3,230	\$	3,330	\$	8,520
				Federal	\$	344	\$	1,224	\$	2,584	\$	2,664	\$	6,816	
				State/Local	\$	86	\$	306	\$	646	\$	666	\$	1,704	
 MARYLAND DEPARTMENT OF TRANSPORTATION				Change (000s)	Total	\$	209	\$	927	\$	1,153	\$	450	\$	2,738
				Federal	\$	167	\$	742	\$	922	\$	360	\$	2,191	
				State/Local	\$	42	\$	185	\$	231	\$	90	\$	548	
PHASE DETAIL															
Current		FY 2025		FY 2026		FY 2027		FY 2028		TOTAL					
Phase	Funding	Federal	State/Local	Federal	State/Local	Federal	State/Local	Federal	State/Local	Federal	State/Local	Total			
PP	State	\$ -	\$ -	\$ -	\$ -	\$ 0	\$ -	\$ -	\$ -	\$ 1	\$ -	\$ 1			
	Federal	\$ -	\$ -	\$ -	\$ 1	\$ -	\$ 2	\$ -	\$ 2	\$ -	\$ 5	\$ 5			
PE	State	\$ -	\$ 277	\$ -	\$ 72	\$ -	\$ 12	\$ -	\$ 15	\$ -	\$ 377	\$ 377			
	Federal	\$ 1,110	\$ -	\$ 288	\$ -	\$ 48	\$ -	\$ 60	\$ -	\$ 1,507	\$ -	\$ 1,507			
RW	State	\$ -	\$ 2	\$ -	\$ 3	\$ -	\$ 3	\$ -	\$ 4	\$ -	\$ 11	\$ 11			
	Federal	\$ 6	\$ -	\$ 12	\$ -	\$ 12	\$ -	\$ 15	\$ -	\$ 45	\$ -	\$ 45			
CO	State	\$ -	\$ 23	\$ -	\$ 45	\$ -	\$ 445	\$ -	\$ 557	\$ -	\$ 1,070	\$ 1,070			
	Federal	\$ 91	\$ -	\$ 181	\$ -	\$ 1,781	\$ -	\$ 2,226	\$ -	\$ 4,279	\$ -	\$ 4,279			
Other	State	\$ -	\$ -	\$ -	\$ -	\$ -	\$ -	\$ -	\$ -	\$ -	\$ -	\$ -			
	Federal	\$ -	\$ -	\$ -	\$ -	\$ -	\$ -	\$ -	\$ -	\$ -	\$ -	\$ -			
Total		\$ 1,206	\$ 302	\$ 482	\$ 121	\$ 1,843	\$ 461	\$ 2,304	\$ 576	\$ 5,836	\$ 1,459	\$ 7,296			
Proposed		FY 2025		FY 2026		FY 2027		FY 2028		TOTAL					
Phase	Funding	Federal	State/Local	Federal	State/Local	Federal	State/Local	Federal	State/Local	Federal	State/Local	Total			
PP	State	\$ -	\$ 2	\$ -	\$ 2	\$ -	\$ 2	\$ -	\$ 2	\$ -	\$ 8	\$ 8			
	Federal	\$ 8	\$ -	\$ 8	\$ -	\$ 8	\$ -	\$ 8	\$ -	\$ 32	\$ -	\$ 32			
PE	State	\$ -	\$ 277	\$ -	\$ 240	\$ -	\$ 240	\$ -	\$ 60	\$ -	\$ 817	\$ 817			
	Federal	\$ 1,110	\$ -	\$ 960	\$ -	\$ 960	\$ -	\$ 240	\$ -	\$ 3,270	\$ -	\$ 3,270			
RW	State	\$ -	\$ 4	\$ -	\$ 4	\$ -	\$ 4	\$ -	\$ 4	\$ -	\$ 16	\$ 16			
	Federal	\$ 16	\$ -	\$ 16	\$ -	\$ 16	\$ -	\$ 16	\$ -	\$ 64	\$ -	\$ 64			
CO	State	\$ -	\$ 60	\$ -	\$ 60	\$ -	\$ 445	\$ -	\$ 600	\$ -	\$ 1,165	\$ 1,165			
	Federal	\$ 240	\$ -	\$ 240	\$ -	\$ 1,781	\$ -	\$ 2,400	\$ -	\$ 4,661	\$ -	\$ 4,661			
Other	State	\$ -	\$ -	\$ -	\$ -	\$ -	\$ -	\$ -	\$ -	\$ -	\$ -	\$ -			
	Federal	\$ -	\$ -	\$ -	\$ -	\$ -	\$ -	\$ -	\$ -	\$ -	\$ -	\$ -			
Total		\$ 1,374	\$ 343	\$ 1,224	\$ 306	\$ 2,765	\$ 691	\$ 2,664	\$ 666	\$ 8,027	\$ 2,007	\$ 10,034			
Change		FY 2025		FY 2026		FY 2027		FY 2028		TOTAL					
Phase	Funding	Federal	State/Local	Federal	State/Local	Federal	State/Local	Federal	State/Local	Federal	State/Local	Total			
PP	State	\$ -	\$ 2	\$ -	\$ 2	\$ -	\$ 2	\$ -	\$ 1	\$ -	\$ 7	\$ 7			
	Federal	\$ 8	\$ -	\$ 7	\$ -	\$ 6	\$ -	\$ 6	\$ -	\$ 27	\$ -	\$ 27			
PE	State	\$ -	\$ -	\$ -	\$ 168	\$ -	\$ 228	\$ -	\$ 45	\$ -	\$ 441	\$ 441			
	Federal	\$ -	\$ -	\$ 672	\$ -	\$ 912	\$ -	\$ 180	\$ -	\$ 1,763	\$ -	\$ 1,763			
RW	State	\$ -	\$ 2	\$ -	\$ 1	\$ -	\$ 1	\$ -	\$ 0	\$ -	\$ 5	\$ 5			
	Federal	\$ 10	\$ -	\$ 4	\$ -	\$ 4	\$ -	\$ 1	\$ -	\$ 19	\$ -	\$ 19			
CO	State	\$ -	\$ 37	\$ -	\$ 15	\$ -	\$ -	\$ -	\$ 43	\$ -	\$ 95	\$ 95			
	Federal	\$ 149	\$ -	\$ 59	\$ -	\$ -	\$ -	\$ 174	\$ -	\$ 382	\$ -	\$ 382			
Other	State	\$ -	\$ -	\$ -	\$ -	\$ -	\$ -	\$ -	\$ -	\$ -	\$ -	\$ -			
	Federal	\$ -	\$ -	\$ -	\$ -	\$ -	\$ -	\$ -	\$ -	\$ -	\$ -	\$ -			
Total		\$ 167	\$ 42	\$ 742	\$ 185	\$ 922	\$ 231	\$ 360	\$ 90	\$ 2,191	\$ 548	\$ 2,738			
TOTAL PROJECT COST															
Prior Cost (≤ FY 2024)				STIP Cost (FY 2025-2028)				Balance to Complete (≥ FY 2029)				Total Project Cost			
Federal		\$ -		Federal		\$ 8,027		Federal		\$ -		Federal	\$ 8,027		
State/Local		\$ -		State/Local		\$ 2,007		State/Local		\$ -		State/Local	\$ 2,007		
Total		\$ -		Total		\$ 10,034		Total		\$ -		Total	\$ 10,034		